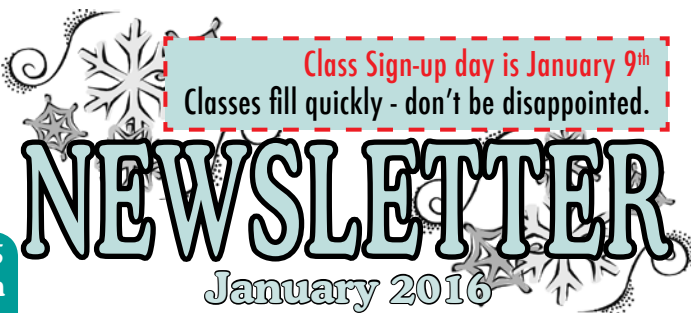



BEAR'S PAW QUILTS



100 - 2093 2nd Avenue, Whitehorse, Yukon, Canada Y1A 1B5
Phone: (867) 393-BEAR (2327) www.bearspawquilts.com
twitter @ BearsPawQuilts1 f Bears-Paw-Quilts

I cannot believe that I am sitting here writing the next newsletter. We are approaching our **thirteenth birthday** and so that makes it about the 26th newsletter. This term, from September to December has just flown by - the retreats were great. Over 30 went to Haines Junction, for a 4-day sew-in. The food has been cooked for the last few years by Jonathan Peterson who used to own the Backerei Café, he is just so talented - we eat so well. We hope he continues for the foreseeable future. There is always so much space to work in, and to show off our finished pieces. We sleep at the Alcan Inn who always treat us well. The workspace is wonderful and the view is spectacular, whatever the weather, whatever the season, just spectacular. Then there is the Inn on the Lake Retreat, only a limited number can go, but it all seems so luxurious, the view over the lake from our workspace, the hot tub, and the served gourmet dinners. I always come back feeling well treated, this year I even came back with a new hair style, thanks to Tony. It doesn't get any better than this November retreat. It is amazing how much stitching you can get done in 4 days, while still having fun and socializing.

Now I have whet your appetite for those Retreats, what Retreats are coming up this term?

In February we have a Retreat at the shop, over the Rendezvous weekend to celebrate our birthday. Can it really be that many years since we first opened our door? 13 years and some of the same staff and customers are still with us. I would like to thank those who still support us, as a local business I could not exist without you. At the retreat we can take about 16 people so if you have an idea that you would like to sew for a long weekend you need to sign up fast. Page 6 in the newsletter has a list of the relevant sign up dates for each retreat.

Then we go to Haines Junction again in April, we like to think of it as a Spring Retreat, but sometimes nature fools us. This retreat can take over 30 people.

The last Retreat of the year is the Longest Day, odd that we choose to spend the longest day inside but we do and we love it, it is usually the last time we have a massive stitch before the summer break. Again this one is held in the shop, so you can sleep in your own bed. Both the shop Retreats are catered, by Fireweed Catering.

~Ruth and the staff of BPQ

Keeping in contact with customers

By now most of our established customers know the drill. We have a business Facebook page, you do not have to "do" facebook to join us. Every day I post news about the shop, results and photos from ongoing classes, new fabric, and new products that we get in. It really helps to communicate the happenings of the shop. When someone brings in a completed quilt or a finished top I photo it and post it. It is so nice when you have seen the start of quilts in class to see them when they are done. It is a



Bears-Paw-Quilts



wonderful invention. We still have a web site, I know it needs work but the Facebook page is so easy for me to do. The newsletter can be found on the web site, and in the shop, of course.

If you see good ideas or see a new and exciting pattern or technique in another quiltshop while travelling, we always want to hear about it. I for one don't get out very much!!

What's new at BPQ?

Shop News

Not much change in the staff. **Pauline** is having a break from teaching, she will return next session. All the other teachers will be back, you will see them as you read through the class descriptions.


New Term Sale

I have scheduled in a sale, so that you can get a jump-start on your fabric purchases for your classes. As always there will be a variety of prices - 70%, then 50% and another table with 30%, all in the classroom, and then the rest of the fabric in the main part of the shop will be 15% off. To spread out the crowds we will open early at **9:00am Monday, January 11th and close at 7:00pm. On Tuesday the 12th we open 9:00am, but close at 6:00pm** as there is a class scheduled.

January

1. QuiltStart

with Ruth Headley

 This class is designed for those who have no experience in quilting, or for those who want to get back to basic skills. The class has two components: Introduction to Quilting where you learn about the basic equipment and materials needed as well as learning about your machine, and QuiltStart is where you will make a table runner in the Rail Fence design. This class provides the rudiments of quilting and prepares you to work on any number of projects afterward. This class is comprised of 14 hours of class time and probably a few hours of extra sewing to complete the project.

Introduction to Quilting:

Tuesday, January 5th 6:00-9:00pm

Class:

Tuesday, January 12th 6:00-9:30pm


Wednesday, January 13th 6:00-9:30pm

Thursday, January 14th 6:00-9:30pm

\$65.00

2. Daytime QuiltStart

with Ruth Headley

 Please see description #1

Introduction to Quilting:

Tuesday, January 5th 6:00-9:00pm

Class:

Monday, January 18th 9:30am-4:00pm

Tuesday, January 19th 9:30am-4:00pm

\$65.00



3. Buggy Barn Crazies

with Joanne Love

 Calling all Barn Chicks!

It's that time again for us to get together to make another crazy quilt.

Looks like the company is back in business as One Sister Designs so we no longer need to hoard those kits!

Stack it, cut it and shuffle it — then stitch it without having to add the seam allowance! Square up the blocks

and you're done — you have just mastered the Buggy Barn way. This class is perfect for beginners or those who would like to not get hung up on precision piecing and let go for a change. Choose any Buggy Barn "crazy" pattern, gather up your fabric and have fun stitching your blocks. What an easy way to become Certifiably Crazy and have a fun day.

Fabric Selection & Prep Work Instructions:

Friday, January 15th 6:00-8:00pm

Class:

Sunday, January 24th 10:00am-5:00pm


\$65.00 + "crazy" pattern of your choice



4. 2015/16 Mystery Quilt Club

with Joanne Love

"Quilters Legacy"

 For those of you who are not familiar with mystery quilts — it is set up so you don't know what pattern you are making until the quilt top is done which adds to the excitement. As a Mystery Club Member you will receive 1 installment each month with clearly written instructions and full color diagrams for 8 months for a true quilting adventure! You will have the option of picking your own fabrics or you can purchase a kit assembled exclusively for this event. Club members get together once a month to receive the next Mystery Installment of the top secret project that will not be revealed to you — because it's TOP SECRET! If you can't make a meeting, you can pick up your copy of the installment any time during regular business hours after the meeting date. Refreshments will be served while we chat. Come and join the fun while Joanne leads you through the secretive journey each month.

Saturdays: January 16th; February 6th;

March 5th; April 9th; May 14th;


11:00am-12noon

\$25.00

Happy Quilting,
Joanne



Quilters without Borders

 This group of quilters meets at Bear's Paw Quilts every Thursday from 10am to 2pm to make quick quilts to donate to those in need. Come in and sew with us.

BEGINNER

CONFIDENT

BEGINNER

BEGINNER

5. Fancy Forest - Part 1

with Vivian Bales

The fabulous Elizabeth Hartman has created a fun-filled sampler of her fancy creatures. Let's take this one block at a time and by summer your forest will be complete! Your choice, full size quilt or a smaller wall hanging (or baby quilt). Our first block is the beautiful Frances Firefly.



Saturday, January 16th 1:00-4:00pm

Join in for all 5 sessions (the best value) or only 1, 2, 3 or 4 - your choice.

- 5 sessions - \$95.00
- 4 sessions - \$80.00
- 3 sessions - \$65.00
- 2 sessions - \$50.00
- 1 session - \$30.00 + pattern

ALL LEVELS

6. Sew Far Behind

with Bernice Ovens

What an opportunity this is, a whole day to come to grips with some of those unfinished projects, it's quiet, lots of space, no distractions and a teacher on hand to help you work out those problems...and all for a fabulous price.

Sunday, January 17th 10:00am-4:00pm
\$20.00

BEGINNER

7. Greased Lightning

with Laurie Jacobsen

This table runner can have a scrappy look using just 12 orphaned Jelly Roll strips or a more contemporary look using a combo of three coordinating fabrics. It would also look great in a fabric line. Background and accent colour choices make it interesting. A good test of your 1/4-inch seam! Relax... it is fun too!

Tuesday, January 19th 6:30-10:00pm
Thursday, January 21st 6:00-9:30pm
\$55.00 + pattern



BEGINNER

8. Faux Chenille

with Dianne Gale

This is a fun and fast quilt. You just stack 'em, sew 'em, and cut 'em and then Bob's your Uncle. It makes a quick baby quilt.

Wednesday, January 20th 6:30-10:00pm
Wednesday, January 27th 6:00-9:30pm
\$55.00

CHALLENGING

9. Bedfordshire

with Ruth Headley

This quilt is designed by Ginny Beyer and that means precision and careful cutting and sewing, not to mention those border prints. It comes in kits in 3 different colourways so for some of you that takes the agony out of choosing the fabrics. Sewing a Ginny Beyer pattern produces a classic quilt and the results are always spectacular. Everyone should make at least one in their quilting career. Now is your opportunity.



Friday, January 22nd 6:30-9:30pm
Saturday, January 30th 9:00am-4:00pm
Saturday, February 6th 1:00-4:30pm
\$85.00 + kit

CONFIDENT

10. Cinnamon & Nutmeg

with Terry Funk

Here's an old favorite quilt made of 15 fat quarters and a bit of yardage! Dig into your collection or start a new little bundle! This quilt is challenging as it is pieced in three rounds so precise 1/4" seams are essential. Accurate cutting and piecing is a must! The pattern makes a large lap quilt.



Saturday, January 23 9:00am-4:00pm
\$55.00 + book

Class Level Guide

In an attempt to guide you to the degree of difficulty in each class we have designated the following words:

BEGINNER

Those straight from QuiltStart would manage these classes and every other level are welcome, of course.

CONFIDENT

If you were an experienced sewer before QuiltStart this would be do-able, or if you have made a few quilts and you feel confident.

CHALLENGING

These require considerable experience in quilting, and will take time and patience. But you have to sew your first challenging quilt sometime.

This is only a guide to let you know what to expect from a class.

Pine Tree Quilters

- Reasonable membership fees
- Mystery Quilts
- Monthly Retreats
- Mini Workshops

We invite new and 'seasoned' quilters, alike to inquire about joining our fun quilting group.

Call Geana Hadley @ 667-2263 for more information.


We Have Gone Green

Bring your own cloth bags with you - or even better, make one to use. We have patterns too!

BEGINNER

11. Cross Hatch

with Linnea Castagner

 This quilt is easy to choose fabrics for, 6 coordinating fabrics, or 6 contrasting fabrics for the strata. You choose! Then add 2 background fabrics and you are there. Easy and suitable for fat quarters or yardage. The sample is a lap but the pattern gives instruction to make larger or smaller. As long as you have the 1/4 inch seam mastered you can do this one.

Monday, January 25th 6:30-10:00pm

Thursday, January 28th 6:00-9:30pm


\$55.00 + pattern



BEGINNER

12. Tangent

with Ruth Headley

 Another fabulous runner/wall hanging using a striped fabric, that sort of turns corners and makes very dramatic angles.

It is good for a beginner, as it will make you look really clever. We have some lovely striped fabric and are always adding more.

Tuesday, January 26th 6:30-10:00pm

Friday, January 29th 6:00-9:30pm

\$55.00 + pattern

ALL LEVELS

13. Sew Far Behind

with Linnea Castagner

Please see description #6

Sunday, January 31st 10:00am-4:00pm

\$20.00

February.

BEGINNER

14. Mini I-Spy with a Twist


with Ruth Headley

 I have been wanting to make this cute little I-Spy quilt for years and this is the year. I know that you need to be organized or else the twisty bit is not going to work, but the result will be worth the concentration. If you have a stash you will be able to use up all the feature fabrics that you have collected, fruit and vegetables, animals, or just interesting colours to I-Spy on.

Monday, February 1st 6:30-10:00pm

Wednesday, February 3rd 6:00-9:30pm

\$55.00 + pattern



BEGINNER

15. QuiltStart

with Ruth Headley

 Please see description #1

Introduction to Quilting:

Tuesday, February 2nd 6:00-9:00pm

Class:

Tuesday, February 9th 6:00-9:30pm

Wednesday, February 10th 6:00-9:30pm


Thursday, February 11th 6:00-9:30pm

\$65.00

CONFIDENT

16. Eureka

with Karen Berrel

 This gorgeous wall hanging reminded me of northern lights. It can easily be made into a larger quilt by making individual blocks larger, and/or by making more blocks. Make it tonal, or make it full of vibrant colour! A great quilt for anyone who wants to learn how to conquer gentle curves, or for the curves enthusiast.

Thursday, February 4th 6:30-10:00pm

Thursday, February 18th 6:00-9:30pm

\$55.00 + pattern



BEGINNER

17. Dresden Plate

with Joanne Love

 The "blades" of Dresden Plate quilt block are easy to make when you use the Easy Dresden Ruler by Darlene Zimmerman and her simple sewing technique to create their points. What used to be a very tedious task to make some favorite traditional blocks like Grandmother's Fans, Tumblers, Ice Cream Cone Borders is made simple. The ruler is easy to use for beginners and experienced quilters alike and allows you to cut multiple sizes for a variety of designs — traditional or modern. While learning the technique in class, you can make a small project or start to work on a quilt. Here is an opportunity to use up some of your leftover fabrics while learning a new technique. Traditional or Modern design — you choose the project!

Sunday, February 7th 10:00am-5:00pm

\$55.00 + ruler



Reduce, Reuse, Recycle.

You all know (or should know) that I love to recycle, and this is a reminder.

- We save and recycle or donate many items.
- We collect cosmetics for the Outreach Van, usually the small hotel size cosmetics from when we travel.
- We have an **Almost Free** box of books, patterns and mags and the donations go to the Food Bank. Last year we collected about \$250.

*Lets keep up the effort,
every little bit helps the environment.*

18. Solar Eclipse

with Vivian Bales

   Crisp, clean lines and colour-rich fabrics create this dramatic quilt. If you like a challenge and love to play with colour, be sure to check out this striking quilt designed by Elizabeth Hartman. This quilt looks beautiful in all its sizes: baby, lap or queen. Accurate cutting, piecing and pressing well are a must.

Monday, February 8th 6:30-10:00pm




Monday, February 15th 6:00-9:30pm

\$55.00 + pattern



19. Fractured

with Terry Funk

   This quilt is from a great book that gives a contemporary twist on an old favorite pattern, Irish Chain. We'll use a fun technique to make the two blocks in the design. You'll need a great background and 12 quarter meters or 12 fat quarters.



Saturday, February 13th 9:00am-4:00pm

\$55.00 + book



20. Art Quilts-The Basics

with Dahn Casselman

  There are so many techniques when working on art quilts, that we felt a return to the basics of art quilting would be fun and interesting. In the morning it is 'wet work'—painting on puffy paint, fusible web and stabilizers. The afternoon is all about the heat—we will use heat guns, irons and solder irons to burn, crimp and ripple into felt, interfacing, Tyvek and other products.




Sunday, February 14th 10:00am-5:00pm

\$55.00 + kit



21. French Braid

with Terry Funk

   Here's an old favorite that we haven't done in awhile. Choose from several designs in the book, all pieced in the same fashion. Many colours blend together to make beautiful braids pulled together with separator bands to give very dramatic results. The different designs finish at various sizes from lap to king. Your choice.

Tuesday, February 16 6:30-9:30pm,

Saturday, March 19 9:00am-4:00pm,

Wednesday, April 13, 6:00-9:30pm

\$85.00 + book



we've got it!

BERNINA 740

comfortable • intuitive • inspiring

- Extra-Long Freearm
- Colour touch screen
- BERNINA Dual Feed
- Total Stitch Control
- BERNINA 9 Hook



BERNINA⁺

made to create



BERNINA 350-PE

highest precision + Swiss quality
= unbeatable price/performance ratio!

BERNINA 380

vast range of features and functions
— the top model of the 3 Series.

BERNINA 570-QE

all-rounder for sewing,
quilting and embroidery



*Beautiful design.
Quality you'll love.
A lifetime of inspiration.*


BEAR'S PAW
QUILTS 

We are your Bernina source.

BEGINNER

22. Zen Cabin

with Ruth Headley

 This really is a simple but effective quilt. Using a Jelly Roll or Balipop it sews up quickly and just relies on an accurate 1/4 inch seam. The pattern is by Zen Chic, so it is a modern style. Needless to say, I made some alterations – I made it bigger to use up the leftover strips.

Wednesday, February 17th 6:30-10:00pm

Friday, February 19th 6:00-9:30pm


\$55.00 + pattern



BEGINNER

23. Fancy Forest - Parts 2 & 3

with Vivian Bales

 A full day of fancy creatures! Continuing with our Fancy Forest sampler, we will make three blocks: Bunny, Hazel Hedgehog and Fancy Fox. Cutie patooties each and every one.

*This class counts as 2 sessions.


Saturday, February 20th 9:00am-4:00pm

Please see description #5 for full pricing details

BEGINNER


24. Appliqué 2 – Stitching & Embellishment

with Joanne Love

 Want to learn the different appliqué methods but don't want to start with a large project? This is the 2nd in a series of appliqué classes that Joanne is teaching. In this session you will work on a small project of your choosing that you have prepared following the paper-backed fusible web technique from one of the projects in the book. With Joanne's assistance, you have the option of designing your own motif arrangement using simple shapes to make a one of a kind pillowcase. In class the focus will be on adding decorative stitching and embellishment to the appliqué motifs. This is a class for all skill levels to learn how to finish off raw edge appliqué and adding interest and sparkle to your work.

Sunday, February 21st 10:00am-5:00pm


\$55.00 + book



CONFIDENT

25. Crayon Box Baby Quilt

with Ruth Headley


 This pattern has been designed for a Layer Cake, but it can be adapted to use up your stash or fat quarters. I am torn about the level to pitch it, lots of bias stitching, but as long as you are careful and accurate then it is ok for a confident beginner. Although I wanted to make a baby quilt, the pattern actually makes a larger quilt.

I also did fewer and smaller borders. This is a fabulous way to use a Layer Cake that you couldn't resist buying a few years ago!!!

Monday, February 22nd 6:30-10:00pm

Wednesday, February 24th 6:00-9:30pm


\$55.00 + book



BEGINNER

26. Machine Quilting Level 1

with Ruth Headley

 Learn the basics of good machine quilting. We start with straight-line quilting and then we drop the feed dogs and begin free motion quilting. Once you have started, all you need is practice, practice, practice.

Tuesday, February 23rd 6:30-10:00pm

Monday, February 29th 6:00-9:30pm

\$55.00

ALL LEVELS

27. Birthday Retreat

with passionate quilters.

13 years – who would have believed we would still be here!!

We retreat to the shop to better celebrate our birthday, and one evening we go out and watch the fireworks that the city light to celebrate our birthday!!! It is a catered event and we have Mary-El Kerr's delicious chocolate cake on Saturday, we share it with anyone who comes into the shop. We start on Thursday night as soon as the shop closes. The shop is actually closed on the Friday so we are alone and then it reopens on Saturday for the cake! There is a limit on the number of people who can attend so you need to sign up at the January sign up day on January 9th.

Thursday 6:00pm-Sunday 3:00pm

February 25th-28th

\$140.00-ish



All About BPQ Retreats

It has evolved over the years that we do early sign-up for our Quilt Retreats. Rather than waiting for class sign-up days in January and September, we begin the sign-up for these coveted getaways earlier. Don't despair, we have a board up in the shop to let you know when sign-up will begin. Keep your eyes open for registration.

Location	Sign-up begins	Retreat Date
Haines Junction	mid-October	April
Haines Junction	mid-June	September
Inn on the Lake	June	mid-November
BPQ Birthday	January	late-February
Longest Day	April	late-June

March

28. Raggy quilts

with Ruth Headley

We have new flannels coming all the time and some easy patterns to make using this technique. We need a prep night so we are all on the same page in the cutting and then we can start stitching in the second part of the class.

Tuesday, March 1st 6:30-9:30pm
Saturday, March 5th 12:30-4:30pm
Tuesday, March 8th 6:00-9:30pm
\$65.00



29. Homestead

with Vivian Bales

This charming quilt by Fig Tree & Co. provides a fresh look on the classic house block quilt. Create a traditional two-colour quilt or have fun with your fat quarters and make it scrappy! Easily adjusted to finish as a wall hanging, lap quilt, or a twin size, this quilt is sure to bring hours of enjoyment.

Wednesday, March 2nd 6:30-10:00pm
Wednesday, March 9th 6:00-9:30pm
\$55.00 + pattern



30. Metro Hoops

with Geana Hadley

If you're looking for a "curving experience" this Jenny Pedigo design is made using the Quick Curve Ruler. The ruler easily and quickly cuts the perfect curve each time and is specifically marked to work with her patterns. This is curved piecing at it's best WITHOUT templates, pinning or snipping and WITH awesome, sophisticated results.

Thursday, March 3rd 6:30-9:30pm
Thursday, March 10th 6:30-9:30pm
Saturday, March 12th 9:00am-4:00pm
\$85.00 + pattern



North American Wildlife
feature fabric line
designed by:
Jody Bergsma



BEAR'S PAW
QUILTS



31. Movie Night

with Karen Berrel

There are so many ways to personalize this fun pattern. Follow the pattern to make it a colourful table runner, or try out some of the other possibilities to make it into a personalized skinny wall hanging. Oh the possibilities!

Friday, March 4th 6:30-10:00pm
Monday, March 7th 6:00-9:30pm
\$55.00



32. Sew Far Behind

with Joanne Love

Please see description #6
Sunday, March 6th 10:00am-4:00pm
\$20.00

33. Fancy Forest Part 4

with Vivian Bales

Allie Owl is our next fancy creature to join the forest. "Whoo" is loving this adorable quilt?

Friday, March 11th 6:00-9:30pm
Please see description #5 for full pricing details

34. (Not So) Little Red

with Vivian Bales

What's in a name? Red is not a requirement to create this scrappy quilt. Designed by Schnibbles, this project utilizes 10-inch squares. Time to pull out your favourite layer cakes that you've been saving, or create your own from your stash for a truly scrappy experience! For those that want to try something different, the pattern book also shows the quilt finished using 5 inch charm squares, possibly you may wish to make a doll sized quilt?

Sunday, March 13th 10:00am-5:00pm
\$55.00 + book



35. Prairie Runner

with Ruth Headley

Easy, easy, easy, this is a great way to learn Prairie Points and get a lovely little table runner. What can I say, it is a perfect pattern to learn so you can make quick gifts. I think we will leave class with it made and quilted, maybe even with the binding on, who knows?

Come and join me in this project.
Monday, March 14th 6:30-10:00pm
Friday, March 18th 6:00-9:30pm
\$55.00 + pattern

Class credits

We are now offering you the opportunity to earn ½ price and even **free classes**. Each class you attend will give you points towards this goal. This is in addition to the free meters of fabric you can earn by using your BPQ fabric card.

◆◆◆◆ 3 points = ½ price class


◆◆◆◆◆◆ 6 points = 1 free class

The points do not carry forward from one teaching session to the next, but your free class can be used or saved.

What the symbols mean

🧵 = beginner/confident level class ◆ = 1 point

🧵🧵 = challenging level class ◆◆ = ½ point



36. Echo Table Runner

with Ruth Headley

BEGINNER 🧵◆ Another Maple Island pattern using 2 fabrics and it will produce a modern table runner/wall hanging. Make 2 and you can make a baby quilt. You can't miss with this pattern.

Tuesday, March 15th 6:30-10:00pm

Thursday, March 17th 6:00-9:30pm

\$55.00 + pattern

37. Radiant Sun

with Dianne Gale

CONFIDENT 🧵◆ This colourful quilt is done using curved piecing. Curved piecing is actually pretty easy, so when you take this course you can flaunt your piecing skills in front of those people who think sewing curves is hard.

Wednesday, March 16th

6:30-10:00pm

Wednesday, March 23rd

6:00-9:30pm

\$55.00 + pattern



38. Making an Art Quilt: Otter Joy

with Dahn Casselman

BEGINNER 🧵◆ Now that you have played with the basics of art quilting, it is time to create an art quilt. "Otter Joy" is provided as an example of what you could make, but it is your quilt, so you can venture out on your own. The instructor will help and work with you as you create your own piece using whatever surface techniques you want. Please note: this is not a technique class, and no demonstrations of 3-D surface options will be offered. The class "Art Quilts - The Basics" is recommended if you are new at building strata.

Sunday, March 20th 10:00am-5:00pm

Monday, March 21st 6:00-9:30pm

\$70.00



**Happy-New Year
from the staff at BPQ**

Die Cut Fabric Kits available at

**BEAR'S PAW
QUILTS**



◀ Laundry Basket Quilts Seasonal Silhouettes

laser cut fusible shapes with
background fabric
finished size: 12"x16"



Hoffman Wild ▶ Open & Sew Wall Hanging Kit

made with bali batiks
die cut and fused pieces
finished size: 20"x30"



CONFIDENT

39. Lucy (in the sky with diamonds)

with Laurie Jacobsen

✂️ Okay, I am hooked on triangles. I am going to teach one more 60-degree triangle class before I move on to something new! This one has diamonds, half hexes and triangles combining to make a vibrant, starry pattern. Even though it seems impossible... there are NO inset seams in the construction of this quilt. Can be easily sized to your requirements.

Tuesday, March 22nd 6:30-10:00pm

Wednesday, March 30th 6:00-9:30pm

\$55.00

BEGINNER

40. Patched Rail Fence

with Dianne Hart

✂️ The design in this quilt pops with a great contrast in colour hue. Light to medium fabrics are used in the background with medium to dark to highlight the pattern. "Flip and Sew" is a wonderful quilt-as-you-go method. When the top is done, so is the overall quilting. The pattern gives dimensions for 4 different sizes and instructions for "Flip and Sew" as well as traditional piecing. This is a great project for anyone who can sew a straight line.

Tuesday, March 29th, 6:30-10:00pm

Friday, April 1, 6:00-9:30pm

Friday, April 8, 6:00-9:30pm

\$70.00 + pattern

April

BEGINNER

41. Blushing Aspens

with Ruth Headley

✂️ Another pattern that I have been desperate to make, and this is the time. It uses reverse applique to create a contemporary leaf quilt. Every one created will be unique, this is more like an art quilt than a traditional pieced quilt. I can't wait to share this pattern with you. It comes from the book Skinny Quilts 2, many of you will have the book as we made 4 table runners from it a few years ago. This pattern is designed by Frieda Anderson.

Saturday, April 2nd 9:00am-4:00pm

\$55.00 + book



YOU help to sustain our community preserves the character and vitality of the community

Local business owners are your friends & neighbours make this a better place to live

buy local It is good for the environment

THINK LOCAL Shopping locally reduces energy consumption and cost

local business owners live, work and pay taxes here Money spent local stays local

STRENGTHENS OUR LOCAL ECONOMY help make our town unique

CONFIDENT

42. Red Star Bouquet

with Joanne Love

✂️ Have you been collecting some beautiful fabrics that you want to showcase? This is a quilt that Joanne has wanted to make for a long time using her stash of bold prints. It is great pattern for using up a FQ collection and adding coordinating fabric for the stashing and stars to pull it all together. Large simple squares show off the large scale prints while the pieced star stashing gives it dynamic excitement that keeps the eye wandering. Joanne will show you how to sew inset seams and share her tips to achieve good results.




Sunday, April 3rd 10:00am-5:00pm

\$55.00 + book

You are SEW special!

Traditional Tomato & Strawberry pincushion

Grab the accessories to prove it!



Handcrafted Wool pincushions by The Very Ewesful Too


Numbered Pins by Marilee's

Delightful treats from Cat and Penguin Cupcake and Cactus pincushions



available at

BEAR'S PAW QUILTS



43. Fancy Forest Part 5

with Vivian Bales


Our final section of the forest is the Thistle. By the end of the evening, whether you chose the small or large quilt size, you will be well on your way to having a completed quilt.

Monday, April 4th 6:00-9:30pm

Please see description #5 for full pricing details



**Thread collection
specially made for BPQ**



thread with a passion

44. QuiltStart

with Ruth Headley

Please see description #1

Introduction to Quilting:

Tuesday, April 5th 6:00-9:00pm

Class:

Tuesday, April 12th 6:00-9:30pm

Thursday, April 14th 6:00-9:30pm

Friday, April 15th 6:00-9:30pm

\$65.00

45. Sew Far Behind

with Vivian Bales

Please see description #6


Sunday, April 10th 10:00am-4:00pm

\$20.00



available at:

**BEAR'S PAW
QUILTS**



**We've got our wild
on for you**

ready to go kits featuring
northern motif fabrics

available at:

**BEAR'S PAW
QUILTS**



46. Finishing School - Happy Endings

with Joanne Love




Learn to finish your quilts in style with beautiful edgings: simple, piped, scalloped, prairie point, ruffled and more!

Joanne will be using the book by Mimi Dietrich, *Happy Endings*, to guide you through a variety of binding and edging options including prairie points while she shares her tips with you. See how to apply a double-fold binding with mitered corners and bulk-free diagonal seams. Add style to your edges with covered cording, lace or rickrack insertions. Learn to add a sleeve for hanging your quilt and a label to sign and date your finished project. During this class you will make a sampler for yourself of various edges and techniques.

Sunday, April 17th 10:00am-5:00pm

\$55.00 + book



47. Snow's Gone Retreat

with beginner, confident, and challenged quilters, crafters, scrapbookers, sewers and.....

We are going to Haines Junction, sewing in the Convention Centre, sleeping in the Alcan Inn, and eating delicious food. You need to sign up as soon as possible. As you read on the front page, we have the 3 evening meals catered and breakfast and lunch we provide ourselves.

So join us for good food, good views and good company.

Thursday 9:00am-Sunday 3:00pm

April 21st-24th

\$160.00-ish

Bear's Paw Quilts - Workshop Policies

Classes are open on a first come basis. When a class fills up quickly, we often put people on a wait list and schedule another class.

We request that you leave babies, children and dogs at home when you come to a class. Teens are welcome in all our classes.

You are not officially registered until you have paid. GST will be added to class cost. You may pay for a class with Visa, MC, debit card, cash or use your class points.

Cancellation: In the event you cannot attend a class that you have paid for, we will issue credit or transfer you to another class if we receive 7 days notice. If we receive less than 7 days notice, we will give you class handouts, but no refund can be given.

Class Minimum: Normally a class must have 3 students.

Sewing Machines: Please bring your own machine in good working order. An instruction manual for the machine is essential. Don't forget to bring extra machine needles. BPQ does have one Bernina sewing machine for rent - see our Sewing Machine Rental Policy.

Supply Lists: are available for each class at the time of registration. Read it carefully and bring everything on the list.

Place: All classes are in the BPQ classroom. Ironing boards and irons are provided. 2 large cutting mats are provided. Please bring anything else you may need, and label all your personal equipment.

Bear's Paw Quilts - Sewing Machine Rental Policy

- ◆ In the interest of encouraging beginners to quilt, Bear's Paw Quilts has purchased one new Bernina Activa 230 that will be available for rent.
- ◆ Cost of machine rental is \$30 per day or \$15 for half a day **or less.**
- ◆ The rental machine must be booked and paid for at the time of class registration. In the event you wish to cancel either the machine rental or the class, you will recover full credit for your payment only if we receive the cancellation **7 days before the class date.**
- ◆ At the time you book the sewing machine, you must make an appointment for a brief instruction on the use of the machine.
- ◆ The machine is kept on the shop premises at all times. You may not take it home.
- ◆ You must provide your **own thread, machine needles**, personal sewing equipment and supplies. Any bobbins that you use must be left with the machine at the end of the rental period.

Note: Demonstration machines are not available for use during class or at any other time. They are for demonstrating features to persons who are interested in buying a Bernina.



Let your stitching be the star!



BPQ stocks these great threads:
Aurifil • King Tut
Presencia
Marathon • Superior

January

4th (Monday) shop re-opens
 5th, 12th, 13th & 14th (Tuesday/Tuesday/Wednesday/
 /Thursday) QuiltStart **1**
 5th, 18th & 19th (Tuesday/Monday/
 /Tuesday) Daytime QuiltStart **2**
 ➔ 9th (Saturday) Sign-up day
 15th & 24th (Friday/Sunday) Buggy Barn Craziest **3**
 16th (Saturday) Mystery Quilt **4**
 16th (Saturday) Fancy Forest - Part 1 **5**
 17th (Sunday) Sew Far Behind **6**
 19th & 21st (Tuesday/Thursday) Greased Lightning **7**
 20th & 27th (Wednesday/Wednesday) Faux Chenille **8**
 22nd, 30th & February 6th (Friday/Saturday/
 /Saturday) Bedfordshire **9**
 23rd (Saturday) Cinnamon & Nutmeg **10**
 25th & 28th (Monday/Thursday) Cross Hatch **11**
 26th & 29th (Tuesday/Friday) Tangent **12**
 31st (Sunday) Sew Far Behind **13**

February

1st & 3rd (Monday/Wednesday) Mini I-Spy **14**
 2nd, 9th, 10th & 11th (Tuesday/Tuesday/Wednesday/
 /Thursday) QuiltStart **15**
 4th & 18th (Thursday/Thursday) Eureka **16**
 6th (Saturday) Mystery Quilt **4**
 7th (Sunday) Dresden Plate **17**
 8th & 15th (Monday/Monday) Solar Eclipse **18**
 13th (Saturday) Fractured **19**
 14th (Sunday) Art Quilts-The Basics **20**
 16th, March 19th & April 13th (Tuesday/Saturday/
 /Wednesday) French Braid **21**
 17th & 19th (Wednesday/Friday) Zen Cabin **22**
 20th (Saturday) Fancy Forest - Part 2 & 3 **23**
 21st (Sunday) Applique 2 **24**
 22nd & 24th (Monday/Wednesday) Crayon Box **25**

March

23rd & 29th (Tuesday/
 /Monday) Machine Quilting Level 1 **26**
 25th, 26th, 27th & 28th
 (Thursday to Sunday) Birthday Retreat **27**
 1st, 5th & 8th (Tuesday/Saturday/
 /Tuesday) Raggy Quilts **28**
 2nd & 9th (Wednesday/Wednesday) Homestead **29**
 3rd, 10th & 12th (Thursday/Thursday/
 /Saturday) Metro Hoops **30**
 4th & 7th (Friday/Monday) Movie Night **31**
 5th (Saturday) Mystery Quilt **4**
 6th (Sunday) Sew Far Behind **32**
 11th (Friday) Fancy Forest - Part 4 **33**
 13th (Sunday) Little Red **34**
 14th & 18th (Monday/Friday) Prairie Runner **35**
 15th & 17th (Tuesday/Thursday) Echo **36**
 16th & 23rd (Wednesday/Wednesday) Radiant Sun **37**
 20th & 21st (Sunday/Monday)
 Making an Art Quilt: Otter Joy **38**
 22nd & 23rd (Tuesday/Wednesday) Lucy **39**
 29th, April 1st & 8th (Tuesday/Friday/
 /Friday) Patched Rail Fence **40**

April

2nd (Saturday) Blushing Aspen **41**
 3rd (Sunday) Red Star Bouquet **42**
 4th (Monday) Fancy Forest - Part 5 **43**
 5th, 12th, 14th & 15th (Tuesday/Tuesday/Thursday/
 /Friday) QuiltStart **44**
 9th (Saturday) Mystery Quilt **4**
 10th (Sunday) Sew Far Behind **45**
 17th (Sunday) Finishing School - Happy Endings **46**
 21st, 22nd, 23rd & 24th
 (Thursday to Sunday) Snow's Gone Retreat **47**
 14th (Saturday) Mystery Quilt **4**

May ..

Saturday Savers

"plan"
for
great
savings

January			March		
9th	Books and Patterns	15 %	5th	Bernina Accessories	15%
16th	Notions	15%	12th	Batiks	15%
23rd	Fat Quarters	4 for the price of 3	19th	Fat Quarters	4 for the price of 3
30th	Batiks	15%	26th	Closed for Holiday	
February			April		
6th	Threads	15%	2nd	Pre-cut Fabrics LC, FC, JR, CP	10%
13th	Remnants	add 15%	9th	Blenders	15%
20th	Flannels	15%	16th	Notions	15%
27th	Batting	10%	23rd	Flannels	15%
To quilt or not to quilt, DUH!			30th	Fat Quarters	4 for the price of 3