


# BEAR'S PAW QUILTS



# NEWSLETTER

100 - 2093 2nd Avenue, Whitehorse, Yukon, Canada Y1A 1B5

Phone: (867) 393-BEAR (2327)

[www.bears pawquilts.com](http://www.bears pawquilts.com)

August 2006

## BPQ Fall Classes 2006

Another brief but glorious Yukon summer has flashed by and it's time to tidy the sewing room and check on the status of unfinished and new projects. We have some great fabric collections already arriving in the shop: our **Christmas fabrics** are arriving, some wonderful **new design books** have come out during the spring and summer and we are now carrying the new **Fons and Porter notions**.

Judy Gibbons has taken a well-deserved break from teaching and staff duties and is being replaced by Carol Smith who has been working in the shop all summer. The rest of the staff are all on board with a new semester of projects and techniques. Check out how you can earn free classes and give some thought to the new **"Quilt School"** credit system when you sign up. We are offering the usual **Retreat** venues again and Power Quilting will resume on the last Saturday of each month. Joanne Love has lined up some great **Bernina Club Projects**. We extend a welcome to **Judy Regan** from Juneau who will be teaching a Celtic Knot quilt in September. We know you will love her thorough and lively teaching style. **Class sign up day on September 9th** will include refreshments, 10% off storewide sales, a 50% off table and 30% off on all batik fabrics. If a book is required for a class, it will be available to you at a special reduced price. Please check our website ([www.bears pawquilts.com](http://www.bears pawquilts.com)) for notice of new fabric collections, special price promotions and a schedule of classes.

And last but not least, we want to report that **Quilters Without Borders** made two dozen beautiful quilts for charity last year. The Teen Parent Centre and a family whose home burned down were the recipients. Judy Gibbons will head up the Quilters Without Borders again this fall and you are invited to drop by their display on sign up day.

## Ruth and Carol



## Bear's Paw Quilt School



This year we are opening our Bear's Paw Quilt School. It is initially for the benefit of the beginners, to organize and encourage them to make as much progress as possible in their quilt skills. Begin with QuiltStart and aim for the BPQ freshman level. When you sign up for QuiltStart you automatically start on the route towards the freshman level. Upon completion of QuiltStart you will receive a certificate listing your new skills. Even if it takes a year to get your quilt finished for the completed quilt photo, that's ok. After that your portfolio has really started.

For each class you attend, that is marked with a BPQ freshman symbol, you will receive a certificate and a photo and you move another step towards the freshman level. There is no set sequence for attending the required classes. There is no time limit, go slow and take years, or speed ahead and try for a year. Later we will publish the BPQ sophomore and BPQ graduate level requirements.

Meanwhile, any quilt class marked at the sophomore level can be banked. We hope that past

QuiltStarters will want to join in and get their certificates back dated.

To achieve BPQ freshman level you must fulfill these criteria:

- \* Attend QuiltStart - class time of 10 hours
- \* Attend a class that uses triangles in the design
- \* Attend a class to learn paper piecing
- \* Attend a Level 1 colour class
- \* Attend a class that includes fusible web
- \* Attend a class that uses flannel fabric
- \* Attend at least one traditional piecing class
- \* Machine quilt a minimum of three small quilts (table runner, wall hanging, baby quilt)
- \* The Freshman level must total 52 hours of teaching, (QuiltStart plus 6 more classes.)
- \* Keep records of your quilt projects for your portfolio.

More details will be released as we go along. There will be a graduation party, of course.

## Class credits



We are now offering you the opportunity to earn 1/2 price and even free classes. Each class you attend will give you points towards this goal. This is in addition to the free metres of fabric you can earn by using your BPQ fabric card.

◆ ◆ ◆ 3 points = 1/2 price class

◆ ◆ ◆ ◆ ◆ ◆ 6 points = 1 free class

The points do not carry forward from one teaching session to the next, but your free class can be used or saved.

### What the symbols mean.

 = freshman level class    ◆ = 1 point  
 = sophomore level class    ◆ = 1/2 point


### Skills Yukon

This is an organization that runs clubs to promote trades and technology. Competitions are held in the Yukon and the winners then compete within the Skills Canada group. Two years ago Ruth Headley and Cathy Miller started Skills Quilting for students at the secondary level. The club is held once a week at BPQ from 3:30pm to closing time. Feel free to visit and provide encouragement if you see us stitching away in the shop.

## September

### 1. QuiltStart


with Ruth Headley

 ◆ This class is suitable for the novice who has never quilted or even sewn before. Part one of the class is "Introduction to Quilting", where you will get the basics about threads, equipment and your machine. The project is a Rail Fence design table runner. Upon completion you will have covered, piecing, quilting, borders and bindings. Once you have completed your class you have begun your journey towards becoming a BPQ freshman quilter.

Intro: Monday, September 11<sup>th</sup> 6:30-8:30pm


Sunday, September 17<sup>th</sup> 10am -5pm

\$55.00 + BPQ pattern



### 2. Fusible Web 101

with Joanne Love

 ◆ Before the Christmas rush, create a fast and beautiful wall hanging or table runner using the many delightful patterns available. This class is designed to guide you through the basics of fusible appliqué demonstrating the techniques and tools you will need in order to successfully cut and assemble a design. Embellishments and quilting ideas will also be discussed. This is the perfect opportunity to work on a pattern or kit you have purchased but never got around to doing.


Tuesday, September 12<sup>th</sup> 6:30-9:30pm

Thursday, September 14<sup>th</sup> 6-9:30pm

\$45.00

### 3. Trip Around the World

with Terry Funk

 ◆ This is a variation on the standard Trip Around The World pattern from the book Tradition With a Twist. The size we'll be working on is a baby or lap quilt. You can do it in a colourwash design or combine bright colours for your "many trips".

Prep Class: Wednesday, September 13<sup>th</sup> 6:30-9:30pm  
Students should have their fabric chosen and purchased so we can do the cutting and stitching instructions for the class. This evening will just be an hour or so. No machine necessary. You can bring your cutting tools if you need help with the cutting.

Saturday, September 23<sup>rd</sup> 9am -4pm

\$45.00 + book, "Tradition with a Twist"

### 4. Coil Pots

with Karen Goruick

◆ We set this up for those who missed it last season. Ideal for using bali batiks, it is also a good project for using up bits left from old projects. One session is all you need to learn this skill and you are on your way to making great gifts.

Friday, September 15<sup>th</sup> 6:30-9:30pm

\$30.00 includes the rope

### 5. Celtic Knots

with Judy Regan

 ◆ Learn how to piece these classical Celtic images for a wall-hanging or lap quilt. You will use Judy's own very clear pattern

instructions and she will show you some of her simple tricks. Though the motif looks very complex, the piecing is easy. Confident beginner.

Saturday, September 16<sup>th</sup> 9am-4pm

\$45.00 + pattern





## 6. Daytime QuiltStart

with Ruth Headley



See description #1

Monday, September 18<sup>th</sup> 10-3pm

Wednesday, September 20<sup>th</sup> 10-3pm

\$55.00 + BPQ pattern

## 7. Mini Monthly

with Karen Goruick



Here's another fun and quick way to use

up those endless scraps while learning new techniques. Create a set based on a monthly theme or a special occasion piece to decorate your home. Made to fit on a plexiglass stand they are a nifty gifty idea.

Tuesday, September 19<sup>th</sup> 6:30-9:30pm

\$30.00 - pattern ideas included



## 8. Star Block Club - 1

with Sherry Fleming



Here is a great way for beginners to expand their quilting skills! We will start off with easier star blocks and progressively work into the more difficult blocks. During each class, the construction method for one block will be demonstrated leaving time for you to cut and start sewing your own block. You will be given instructions to take home. There are 12 blocks in all and a new 12 1/2" block will be ready for viewing before each class. Layout options will be discussed in the last class. Previous quilting experience necessary.

Wednesday, September 20<sup>th</sup> 6:30-9:30pm

Wednesday, October 4<sup>th</sup> 6:30-9:30pm

Wednesday, October 25<sup>th</sup> 6:30-9:30pm

Wednesday, November 8<sup>th</sup> 6:30-9:30pm

Wednesday, November 22<sup>nd</sup> 6:30-9:30pm

Wednesday, December 6<sup>th</sup> 6:30-9:30pm

\$70.00 for 6 classes – minimum 4 students



## 9. Carpet Bag

with Joanne Love

Reminiscent of days gone by, the Carpet Bag, designed by Leslie Gladman, is a large, roomy handbag with a zippered top and dowels to add structure and shape. The large interior has one inside pocket which makes this bag great for packing your supplies to quilt classes, travel and many other uses. The shoulder strap is detachable and has a comfy shoulder pad. Travel in style with a bag that says "I'm a quilter".

Prep - Thursday, September 21<sup>st</sup> 6:30-8:30pm

Saturday, October 7<sup>th</sup> 9am -4pm

\$45.00 + pattern

## 10. Falling Leaves Retreat

Join us at Haines Junction for a weekend of stitching. Everyone works on their own project. Some meals are provided.

More details at the shop. Book early to ensure a place.

Friday, September 22<sup>nd</sup> 9am – Sunday,

September 24<sup>th</sup> afternoon

\$120.00 + sleeping arrangements



## 11. Sew Far Behind

with Terry Funk

Maybe you need some help, maybe you need to have some peace and quiet or maybe you want to get away from the phone. This is the place for you. With a teacher on hand to help, you can have 6 hrs of stitching time.

Sunday, September 24<sup>th</sup> 10am-4pm

\$15.00

## 12. QuiltStart

with Ruth Headley



See description #1

Intro - Monday, September 25<sup>th</sup> 6:30-8:30pm

Tuesday, October 3<sup>rd</sup> 6:30-9:30pm

Thursday, October 5<sup>th</sup> 6-9:30pm

\$55.00 + BPQ pattern

## 13. Cathedral Windows

with Ruth Headley



This

technique uses a combination of machine and hand stitching. It gives you an opportunity to play with colour on all three layers of the construction. Perfect for a wall hanging or a pillow. You can even hand quilt this project.

Tuesday, September 26<sup>th</sup> 6:30-9:30pm

Thursday, September 28<sup>h</sup> 6-9:30pm

\$45.00 + pattern



## 14. Bernina Club - September

with Joanne Love


Fall is fast approaching and it is time to dust off those sewing machines and get back in the classroom to learn some new skills and ideas using your Bernina sewing machine, or perhaps, just brush up on the features that are available. Come and join me each month to sew up some new projects designed for Bernina owners in mind and enjoy an afternoon or evening with fellow sewers. Nominal kit fee may apply.

Wednesday, September 27<sup>th</sup> 12:30-3:30pm

or 6:30-9:30pm

## 15. Pumpkin Patch

with Joanne Love

 Here is a fun quilt that will be a great addition to any home for autumn. Stitch an easy variation of the popular Log Cabin block beginning with some folk-art pumpkins then appliqué fall leaves and acorns to spice things up. Using the favourite blanket stitch the appliqué can be done either by hand or machine – both techniques will be taught in class. A perfect quilt for beginners to learn a new skill and the experienced to revisit a variety of techniques. Saturday, September 30<sup>th</sup> 9am-4pm  
Thursday, October 12<sup>th</sup> 6:30-9:30pm  
\$45.00 + book

### Power Quilting Club

**What is it?** It's a one hour demonstration of some of the latest and coolest quilting techniques and notions as available at Bear's Paw Quilts.


**When is it?** The last Saturday of September, October and November at 11:00 am - Noon. If there is a class, you will find the Club in the back room at BPQ.

**How do I get in?** Just bring a toonie for admission and a non-perishable item that will be donated to a local food bank. You can sign up early, but pay at the beginning of the session. Drop by for just an hour and keep up to date with some of the newest products and techniques out on the market!

## October


### 16. Embellishment 101

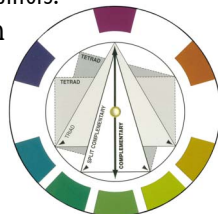
with Karen Goruick

 Take a simple jacket, shirt or skirt and give it some pizzazz. This project involves couching, fibre art, crystals, fusible and anything else your imagination dreams up. Too much fun. Tuesday, October 10<sup>th</sup> 6:30-9:30pm  
Saturday, October 14<sup>th</sup> 9am-4pm  
\$45.00 + pattern

### 17. Advanced Colour for Quilters


with C.J. Pettigrew

 Learn to use colour to create a spectrum of moods. Learn to create the special effects of luminosity and transparency. Play around with some sophisticated color harmonies--- Triadic, Split Complementary, Tetradic. As before, we will be making paste-ups and sharing samples and ideas on each topic. No sewing machine required. Pre-requisite: Basic Colour for Quilters. Wednesday, October 11<sup>th</sup> 6:30-9:30pm  
Friday, October 13<sup>th</sup> 6:30-9:30pm  
Monday, October 16<sup>th</sup> 6:30-9:30pm  
\$65.00 + \$5.00 kit fee  
\$30.00 "Color Play" by Joen Wolfrom



### 18. Miniature Stained Glass –

The Simple Fused Way with Lise Merchant

 Join me in making a small stained glass hanging using this easy method. This small design can be matted and framed or finished with a binding. Previous stained glass experience is helpful. Tuesday, October 17<sup>th</sup> 6:30-9:30pm  
Thursday, October 19<sup>th</sup> 6-9:30pm  
\$45.00 + pattern




### 19. Bernina Club - October


See description #14

Wednesday, October 18<sup>th</sup> 12:30-3:30pm  
or 6:30-9:30pm

### 20. Bear Ridge


with Terry Funk

 This quilt combines simple piecing with fusible web appliqué. This wall hanging will give you an opportunity to use some of those gorgeous batiks you've been collecting. A great gift for that man in your life! Saturday, October 21<sup>st</sup> 9am-4pm  
\$45.00 + pattern



### 21. Designing a Stained Glass Quilt

with Lise Merchant

 Here is your opportunity to make a stained glass quilt from your own design! Using your own idea, Lise will walk you through the process, from drawing to the final construction. Some beautiful work has been done in the past, by students who were surprised at the results! Saturday, October 28<sup>th</sup> 9am-4pm  
\$45.00

### 22. Sew Far Behind

with Joanne Love

See description #11  
Sunday, October 29<sup>th</sup> 10am-4pm  
\$15.00



## 23. Machine Quilting

with Ruth Headley



Learn the basics of good machine quilting. We start with straight line quilting and then we drop the feed dogs and begin free motion quilting. Once you have started all you need is practice, practice, practice.

Monday, October 30<sup>th</sup> 6:30-9:30pm

Friday, November 3<sup>rd</sup> 6-9:30pm

\$45.00

## 24. Hunters Star

with Ruth Headley




Don't let two triangle squares remain a mystery. You will learn a simple and foolproof method to achieve good points in your quilt. Choose your own colourway and use up some scraps and fat 1/4's.

Tuesday, October 31<sup>st</sup> 6:30-9:30pm

Thursday, November 2<sup>nd</sup> 6-9:30pm

\$45.00 + book, "Hunter's Star and Beyond"



## November

## 25. Beginners Hand Appliqué

with Joanne Love



Learn the needle turn method of hand appliqué including points, curves and bias seams and find out why so many people enjoy this technique. A simple yet attractive pattern has been selected to introduce you to hand appliqué. Upon completion of the block it can be made into a wonderful wall hanging or pillow.

Wednesday, November 1<sup>st</sup> 6:30-9:30pm

Wednesday, November 15<sup>th</sup> 6-9:30pm

\$45.00 + book

## 26. Circle of Friends Table Topper

with Sherry Fleming



We all have a few friends in our lives that we consider "Angels". This little quilt will certainly remind us of the value of those friendships. Use your favourite colours and a little whimsy with this fusible project.

The quilt could be made larger, or it would make a cute tree skirt.

Saturday, November 4<sup>th</sup> 9am-4pm

\$45.00 + book



## 27. Hand Play with Yarn

with Ruth Headley



Have a relaxing day playing with threads and embellishments. At the end of the session you will have completed an original 4" by 4" piece and have a new appreciation of an embroidery stitch.

Sunday, November 5<sup>th</sup> 10am-4pm

\$45.00

## 28. Empress Mari

with Karen Goruick



Enter the world of Asian elegance with this fabulous wall hanging. You'll have everyone oohing and aahing over your Japanese creation. This is an easy fusible project with the embellishments you choose to give it that "wow" factor.

Tuesday, November 7<sup>th</sup> 6:30-9:30pm

Saturday, November 11<sup>th</sup> 9am-4pm

\$45.00 + pattern



## 29. Hand Quilting

with Dorothy McCleod



Come and learn the basics of hand quilting. We have chosen a small project so that you can complete it fairly quickly. Once you have been taught the technique it is only a matter of practice to become a good hand quilter. Thursday, November 9<sup>th</sup> 6:30-9:30pm

\$25.00

## 30. Bells 'n Bows

with Sherry Fleming



Bells 'n bows are always a delight during the holiday season. Done in bright fabrics, traditional or country, with the added sparkle of crystals, this banner will enhance any area of your home.


Tuesday, November 14<sup>th</sup> 6:30-9:30pm

Thursday, November 16<sup>th</sup> 6-9:30pm

\$45.00 + pattern

## 31. Star Ribbons Tree Skirt

with Terry Funk



This tree skirt/tablecloth teaches some great techniques that you may not have used before. We'll be cutting irregular shapes using rotary cutting methods and trying our hands at setting in corner blocks. This quilt can be made using Christmas fabrics or you can make a tablecloth with your favourite decorating colours.

Saturday, November 18<sup>th</sup> 9am-4pm

\$45.00 + pattern

### 32. QuiltStart

with Ruth Headley



See description #1

Intro - Thursday, November 23<sup>rd</sup> 6:30-8:30pm

Monday, November 27<sup>th</sup> 6:30-9:30pm

Friday, December 1<sup>st</sup> 6-9:30pm

\$55.00 + BPQ pattern

### 33. Punch Needle

with Lise Merchant

Join Lise in learning the latest rage in the industry – needle punch.

You will quickly learn how to master the skill and the resulting piece will be fabulous. An ideal technique for those on the move, it's lightweight and transportable.

Wednesday, November 22<sup>nd</sup> 6:30-9:30pm

\$30.00 + pattern

### 34. Falling Snow Retreat

Join us at "Inn on the Lake" by Marsh Lake.

This luxury weekend provides a time to relax in the hot tub, eat gourmet food, and use the gym as well as stitch for hours on end. More details at the shop.

Friday, November 24<sup>th</sup> noon

– Sunday November 26<sup>th</sup> afternoon.

\$230.00 (approx.)

### 35. Sew Far Behind

with Sherry Flemming

See description #11

Sunday, November 26<sup>th</sup> 10am-4pm

\$15.00

### 36. Winter Sampler

with Terry Funk



This whimsical wall hanging combines piecing and fusible appliqué. The snowmen, mittens and boots will be sure to please.

Tuesday, November 28<sup>th</sup> 6:30-9:30pm

Thursday, November 30<sup>th</sup> 6-9:30pm

\$45.00

### 37. Bernina Club – November

See description #14

Wednesday, November 29<sup>th</sup> 12:30-3:30pm

or 6:30-9:30pm



## December

### 38. Christmas Wreath

with Ruth Headley



Create this striking wall hanging using 2 inch squares and gridded interfacing. It is built on the colourwash technique, so this opens up the way to other exciting quilts. The actual construction of the quilt is quite easy and good for beginners.

Saturday, December 2<sup>nd</sup> 9am-4pm

\$45.00 + pattern

### 39. Coil Pots

with Karen Goruick

Do it now! Make an original and fast Christmas gift while learning this new and exciting technique.

Tuesday, December 5<sup>th</sup> 6:30-9:30pm

\$30.00 includes the rope



### 40. Christmas Tree Decorations

with the Staff of BPQ

The whole day will be a succession of demonstrations for you to watch. Small kits with instructions will be available. Attend some or all the sessions.

Pre-booking is advisable.

Saturday, December 9<sup>th</sup> 10am-4pm

\$15.00

### 41. Sew Far Behind

with Ruth Headley

See description #11

Sunday, December 10<sup>th</sup> 10am-4pm

\$15.00

### 42. Bernina Club – December

See description #14

Wednesday, December 13<sup>th</sup>

12:30-3:30pm

or 6:30-9:30pm



Panels by Lynn Blaikie ~ now available at BPQ

## Bear's Paw Quilts - Workshop Policies

Classes are open on a first come basis. When a class fills up quickly, we often put people on a wait list and schedule another class.

We request that you leave babies and children at home when you come to a class. Teens are welcome in all our classes.

You are not officially registered until you have paid. GST will be added to class cost. You may pay for a class with Visa, MC, debit card, cash or use your class points.

**Cancellation:** In the event you cannot attend a class that you have paid for, we will issue credit or transfer you to another class if we receive 7 days notice. If we receive less than 7 days notice, we will give you class handouts, but no refund can be given.

**Class Minimum:** Normally a class must have 3 students.

**Sewing Machines:** Please bring your own machine in **good working order**. An instruction manual for the machine is essential. Don't forget to bring extra machine needles. BPQ does have one Bernina sewing machine for rent - see our Sewing Machine Rental Policy.

**Class times:** Saturday: 9:00-4:00. Weekdays are 6:30 – 9:30 on the first evening and 6:00 – 9:30 on the second evening. The instructors and other students appreciate it when you arrive early and set up so you are ready to go promptly at the start of the class.

**Supply Lists** are usually available for each class at the time of registration. Read it carefully and bring everything on the list.

**Place:** All classes are in the BPQ classroom. Ironing boards and irons are provided. 2 large cutting mats are provided. Please bring anything else you may need, and label all your personal equipment.

Sign Up Day  
Celebration  
Saturday  
September 9th



10% off storewide  
30% off batiks  
50% off table

Refreshments  
Class samples on display  
for Fall Semester

## Bear's Paw Quilts - Sewing Machine Rental Policy

- ◆ In the interest of encouraging beginners to quilt, Bear's Paw Quilts has purchased one new Bernina Activa 230 that will be available for rent.
- ◆ Cost of machine rental is \$30 per day or \$15 for half a day **or less**.
- ◆ The rental machine must be booked and paid for at the time of class registration. In the event you wish to cancel either the machine rental or the class, you will recover full credit for your payment only if we receive the cancellation **7 days before the class date**.
- ◆ At the time you book the sewing machine, you must make an appointment for a brief instruction on the use of the machine.
- ◆ The machine is kept on the shop premises at all times. You may not take it home.
- ◆ You must provide your **own thread, machine needles**, personal sewing equipment and supplies. Any bobbins that you use must be left with the machine at the end of the rental period.

**Note:** *Demonstration machines are not available for use during class or at any other time. They are for demonstrating features to persons who are interested in buying a Bernina.*



## September

9<sup>th</sup> (Saturday) **Sign up day**  
 11<sup>th</sup> & 17<sup>th</sup> (Monday/Sunday) **1. QuiltStart**  
 12<sup>th</sup> & 14<sup>th</sup> (Tuesday/Thursday) **2. Fusible Web 101**  
 13<sup>th</sup> & 23<sup>rd</sup> (Wednesday/Saturday) **3. Trip Around the World**  
 15<sup>th</sup> (Friday) **4. Coil Pots**  
 16<sup>th</sup> (Saturday) **5. Celtic Knots**  
 18<sup>th</sup> & 20<sup>th</sup> (Monday/Wednesday) **6. Daytime QuiltStart**  
 19<sup>th</sup> (Tuesday) **7. Mini Monthly**  
 20<sup>th</sup> (Wednesday) **8. Star Block Club - 1**  
 21<sup>st</sup> & 7<sup>th</sup> October (Thursday/ Saturday) **9. Carpet Bag**  
 22<sup>nd</sup> - 24<sup>th</sup> (Friday-Sunday) **10. Falling Leaves Retreat**  
 24<sup>th</sup> (Sunday) **11. Sew Far Behind**  
 25<sup>th</sup>, 3<sup>rd</sup>, & 5<sup>th</sup> October (Monday/Tuesday/Thursday) **12. QuiltStart**  
 26<sup>th</sup> & 28<sup>th</sup> (Tuesday/Thursday) **13. Cathedral Windows**  
 27<sup>th</sup> (Wednesday) **14. Bernina Club - September**  
 30<sup>th</sup> & 12<sup>th</sup> October (Saturday/Thursday) **15. Pumpkin Patch**

## October

4<sup>th</sup> October (Wednesday) **8. Star Block Club - 2**  
 10<sup>th</sup> & 14<sup>th</sup> (Tuesday/ Saturday) **16. Embellishment 101**  
 11<sup>th</sup>, 13<sup>th</sup> & 16<sup>th</sup> (Wednesday/ Friday/Monday) **17. Advanced Colour for Quilters**  
 17<sup>th</sup>, 19<sup>th</sup> (Tuesday/Thursday) **18. Mini Stained Glass**  
 18<sup>th</sup> (Wednesday) **19. Bernina Club - October**  
 21<sup>st</sup> (Saturday) **20. Bear Ridge**  
 25<sup>th</sup> (Wednesday) **8. Star Block Club - 3**  
 28<sup>th</sup> (Saturday) **21. Design a Quilt**

29<sup>th</sup> (Sunday) **22. Sew Far Behind**  
 30<sup>th</sup> & 3<sup>rd</sup> November (Monday/Friday) **23. Machine Quilting**  
 31<sup>st</sup> & 2<sup>nd</sup> November (Tuesday/Thursday) **24. Hunters Star**

## November

1<sup>st</sup> & 15<sup>th</sup> (Wednesday) **25. Hand Appliqué**  
 4<sup>th</sup> (Saturday) **26. Circle of Friends**  
 5<sup>th</sup> (Sunday) **27. Hand Play with Yarn**  
 7<sup>th</sup> & 11<sup>th</sup> (Tuesday/Saturday) **28. Empress Mari**  
 8<sup>th</sup> November (Wednesday) **8. Star Block Club - 4**  
 9<sup>th</sup> (Thursday) **29. Hand Quilting**  
 14<sup>th</sup> & 16<sup>th</sup> (Tuesday/Thursday) **30. Bells 'n Bows**  
 18<sup>th</sup> (Saturday) **31. Tree Skirt**  
 23<sup>rd</sup>, 27<sup>th</sup> & 1<sup>st</sup> December (Thursday/Monday/Friday) **32. QuiltStart**  
 22<sup>nd</sup> (Wednesday) **8. Star Block Club - 5**  
 22<sup>nd</sup> (Wednesday) **33. Punch Needle**  
 24<sup>th</sup> - 26<sup>th</sup> (Friday-Sunday) **34. Falling Snow Retreat**  
 26<sup>th</sup> (Sunday) **35. Sew Far Behind**  
 28<sup>th</sup> & 30<sup>th</sup> (Tuesday/Thursday) **36. Winter Sampler**  
 29<sup>th</sup> (Wednesday) **37. Bernina Club - November**

## December

2<sup>nd</sup> (Saturday) **38. Christmas Wreath**  
 5<sup>th</sup> (Tuesday) **39. Coil Pots**  
 6<sup>th</sup> December (Wednesday) **8. Star Block Club - 6**  
 9<sup>th</sup> (Saturday) **40. Christmas Tree Decorations**  
 10<sup>th</sup> (Sunday) **41. Sew Far Behind**  
 13<sup>th</sup> (Wednesday) **42. Bernina Club - December**

Saturday Savers

"plan"  
for  
great  
savings

### September

Sept. 2	Patterns	buy 2 get 1 free
Sept. 9	Storewide	10% off
	Specials table	50% off
	Bali Batiks	30% off
Sept. 16	Moda Marbles	15% off
Sept. 23	Notions	15% off
Sept. 30	Books & Mags	15% off

### October

Oct. 7	Oriental	15% off
Oct. 14	Patterns	buy 2 get 1 free
Oct. 21	Fat Quarters	buy 3 get 4th free
Oct. 28	Flannels	10% off

### November

Nov. 4	Florals	20% off
Nov. 11	Books & Mags	10% off
Nov. 18	Threads	15% off
Nov. 25	Tone on Tone	20% off

### December

Dec. 2	X-mas Fabrics	10% off
Dec. 9	Patterns	20% off
Dec. 16	Notions	15% off
Dec. 23	Storewide	10% off

