

BEAR'S PAW QUILTS



NEWSLETTER

100 - 2093 2nd Avenue, Whitehorse, Yukon, Canada Y1A 1B5

Phone: (867) 363-BEAR (2327)

www.bearspawquilts.com

August 2007

Welcome back to another year of quilting. I hope that you had a relaxing and productive summer. If you are like me you are now ready for the quilt year to start. Ideas have been bouncing about in my head all summer and we have a great program organized.

So what has been happening at BPQ while you were away? As you already know, Carol has retired from the business and I am now sole proprietor. I'm very excited about this. I am sure we will hear lots about her new adventures. Karen Goruick has moved to Moose Jaw for an early retirement, she will be missed in the shop and as a teacher. We have heard from her and she is settling in. Sherry Fleming has left us for full time work elsewhere, we wish her well. **Karen Mach** and **Lori Hampton** have joined us to work in the shop. Please introduce yourself when you are in.

We have a few new teachers this season. **Dawn Bouquot** is teaching the technique she used on the gold miner hanging in the Multiplex. **Karen Mills** is teaching from the Slice Em Dice Em book. **Judith Voswinkel** is doing a garment class and a small wall hanging in her favourite Oriental fabrics. **Dahn Castleman** and I are teaching **Fibre Play** in a twice monthly class. A new project with Terry Funk and I is the **Mini Monthly**, come and see it on sign up day. **Joanne Love** is introducing a **Mystery Quilt Club** that will be 7 months of fun and suspense.

Thank you to all the staff who continue to give excellent service in the shop.

~ Ruth

September

Mini Monthly

with Ruth Headley and Terry Funk

This is a fun club developed from an idea by Karen Goruick. Every month we will have a seasonal mini quilt for your desk, quilt room or as a gift. We hope that once you have joined the club you will stay with it for the 12 months. At the sign up the first mini will be displayed and the pattern and kit available. In the first kit there will be a plastic stand to use throughout the year. The next mini kit and pattern will be available on the last Saturday of the month, September 29th, etc. If you bring the last one to show us you get the next kit at half price. We hope you get as excited as we did about this project.




Drop in anytime.

Saturday, September 8th
Saturday, September 29th
Saturday, October 27th
Saturday, November 24th
Cost is variable.

1. QuiltStart

with Ruth Headley

 This class is designed for those who have no experience in quilting, or for those who want to get back to basic skills. The class has two components: Introduction to Quilting where you learn about the basic equipment and materials needed as well as learning about your machine, and QuiltStart where you will make a table runner in the Rail Fence design. This class provides the rudiments of quilting and prepares you to work on any number of projects afterward. This class is comprised of 12 hours of class time and probably 10 hours of extra sewing to complete the project.

Introduction to Quilting:

Monday, September 10th 6:30-9:30pm
Tuesday, September 18th 6:30-10:00pm
Thursday, September 20th 6:30-9:30pm
\$55.00

Bernina Clubs

Finally..... fall is coming and we can get back into our sewing rooms. Again this fall we will be offering the Bernina Club and the Bernina Embroidery Club available to Bernina sewing machine owners. The clubs are friendly get-togethers of Bernina machine owners who meet once a



month. The program focuses on “mastering your machine” and is the best way to learn about every aspect of your Bernina...from feet, to needles, to threads, to what the lines on the throat plate mean! The club is project-based and hands-on so come and join Joanne while she leads you through a series of exercises designed to help you fully utilize your machine and enhance your sewing experience. Because of the interest in these classes, we do ask you to pre-register. Don't delay, seating is limited.


- Free membership for a year with the purchase of a Bernina sewing machine from BPQ.

2. Bernina Embroidery Clubs

Wednesdays, September 12th October 17th,
November 14th, December 5th
6:30-9:30pm

3. Photofabrication

with Dawn Bouquot

 Despite the name this is not a class to teach you to transfer your photos to paper then to fabric. This is a class to teach you how to take a photo or picture which is very small to a large size, then pattern it, and build yourself a full size wall hanging in fabric. You will use a fused edge piecing technique. You have all seen the sample in the Canada Games Centre.

Saturday, September 15th 9:00am-4:00pm
Sunday, September 16th 10:00am-4:00pm
\$75.00

4. Quick Fabric Journal

with Mary Hudgin

Spend an evening creating a journal that will last a lifetime. Select a fat quarter of fabric, then choose a handmade paper for the lining and sew together with natural fibres and beads. You'll learn the basic vocabulary and elementary principles of book binding. All materials are provided.

Tuesday, September 18th 6:30-10pm
\$45.00

Table Runner Club

We know how you all love table runners, so we have started a table runner of the month. Simple piecing to start, especially for the beginner. You can make it using seasonal fabrics, and if you are really smart you will work a month ahead so that you are ready to use it this year. These simple projects are ideal for quilting practice, getting you ready to go on to bigger quilts. To ensure we get the runner finished in one class, pre-cutting of fabric is essential. The more classes you join, the less expensive they are.

Join us for:

- 1 class - \$30.00
- 2 classes - \$45.00
- 3 classes - \$60.00
- 4 classes - \$70.00 + patterns


New Year Retreats

By October, I will have booked our next set of retreats. Look out for dates and venues advertised in the shop. Spaces fill up fast.



5. Table Runner I - Twist and Turn


with Ruth Headley

 Make this easy table runner in a seasonal fabric or one to suit your home décor. You can choose the length. Fun and easy, but pre-cutting is essential so that the top can be completed in one evening.

Wednesday, September 19th 6:30-10:00pm
\$30.00 + pattern

6. Quilter's Enviro Bag

with Joanne Love

 Bag your purchases “quilter” style with a personalized quilted bag that you can tuck away in your purse until you need it. Easy to construct in a day and you will be ready when the shop goes “green”. This is a great pattern with a variety of techniques; you won't want to make just one! Perfect gift idea.



Saturday, September 22nd 9:00am-4:00pm
\$45.00 + pattern

7. Sew Far Behind

with Ruth Headley

This is an ideal opportunity for you to get to grips with some of those UFOs or just complete that quilt that you started in class. With a teacher on hand and no disturbances you can get a solid 6 hours of stitching done and all in good company. Come for the whole day or just for a few hours.

Sunday, September 23rd 10:00am-4:00pm
\$15.00

8. Sewing Machine Cover

with Joanne Love

 Create a beautiful sewing machine cover to decorate your machine and keep it dust free when not in use. “Willowflowers” is designed as a “one size fits all” machine cover; you can choose from 2 verses and the star points are 3D. If you haven't hand stitched before, this is a good place to start. It is a more “folksy” method than traditional stitching. It is essentially “following the lines with thread” and uses a few basic embroidery stitches. The class is split into 2 sessions with 2 ½ weeks between them to allow you time to get your hand work done.



Monday, September 24th 6:30-9:30pm
Friday, October 12th 6:00-10:00pm
\$45.00 + pattern

9. Bias Appliqué Tabard

with Judith Voswinkel

 Did you always want to make a vest without too much tailoring? This is the perfect project for you. No darts, or complicated shaping and you can use all those bits and pieces of your treasured fabrics with crazy quilt technique. Learn how to make your own funky bias and decorate and embellish to your hearts content.



Tuesday, September 25th

6:30-9:30pm

Thursday, September 27th 6:00-9:30pm

\$45.00

10. Bernina Club

Please see description # 2

Drop by the shop the first weekday of the month to view the project we will be working on and sign up for the next class.

Wednesdays, September 26th, October 31st,

November 28th, December 12th

12:30-3:30pm or 6:30-9:30pm

- Free membership for a year with the purchase of a Bernina sewing machine from BPQ.
- A kit fee may apply



11. Falling Leaves Retreat.

Our venue is the Haines Junction Convention Centre, 3 days of quilting, fun and eating. Sign up soon as this fills up quickly.

More details in the shop.

Friday, September 28th 9:00am to

Sunday, September 30th 3:00pm

12. Free sew

With Falling Leaves Retreat happening this weekend we didn't want to schedule a class - so the room is available. Treat it like a mini-retreat for a day. Have fun! Coffee and tea provided.

Saturday, September 29th 10:00am-4:00pm

Mini Monthly

with Ruth Headley and Terry Funk

Please see description on front page.

Saturday, September 29th

We Are Going Green


After using up our current supply of plastic bags we will next use up our paper bags.

By then you will have gotten organized with cloth bags. In preparation for this we have had printed a cute supply of fabric bags. Check them out.

October

13. Tribble Trouble

with Ruth Headley

 Another quilt that I have been wanting to make and teach for several years, it's a classic in the tessilation theme. Blocks that project into the border make it unusual. I couldn't resist making it a bit bigger than the original and added a top and bottom border extra. Your choice to make the usual size or super size it. A good quilt to use up a stash of 1/4 metres. A prep night will help to get your cutting done, ready to piece in the class.



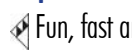
Prep night Monday, October 1st 6:30-9:30pm

Wednesday, October 10th 6:30-10:00pm

Thursday, October 11th 6:00-9:30pm

\$55.00 + pattern.

14. Coil Pots or Baskets

 Fun, fast and fabulous coil pots or baskets! They can dress up a plant pot, or contain any number of household things from balls of wool to kid's toys. Also an attractive hostess gift!

Saturday, October 6th 10:00am-1:30pm

\$30.00 includes special supplies.

15. QuiltStart

with Ruth Headley

 Please see description # 1

Introduction to Quilting:

Tuesday, October 9th 6:30-9:30pm

Saturday October 13th 9:00am-4:00pm

\$55.00

Fibre Play

This is a new idea, Dahn and Ruth will share the teaching. Each evening we will have a different project, to be completed in the evening. It is consequently a small piece that will be made. Every month will be a different technique, using the new products that are on the market. Make a single piece each time and then begin to combine them to make other creations.

To keep the price down we will prepare kits.

You attend for:

one month (2 classes) it will cost \$45.00

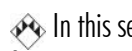
two months (4 classes) will cost \$70.00 and for

three months (6 classes) will be a bargain \$90.00

Kit fee extra.

16. Fibre Play - Fabric Shapes

with Ruth Headley

 In this session we will be creating a small artistic piece using bits of fabric, not just cotton but a whole array of fabrics, velvet, organza, scrim and then topped off with embellishments, machine and hand stitching.

Beads and yarns will be used to complete this individual and unique piece. A kit will be available as a basis for the piece.

Monday, October 15th 6:30-10:00pm
\$45.00 with October 22nd class
Kit fee extra

16. Fibre Play - 3D Snippet Leaves


with Dahn Castleman

Leaves - green, orange, red and yellow. Our challenge in this class will be to create millions of leaves in a short amount of time. Usually a time consuming and painful process, but using a sewing machine, some small pieces of fabric, and lots of thread, you will produce awesome trees with 3D leaves. Everybody will want to touch them. Free motion stitching is desirable but not essential.

Monday, October 22nd 6:30-10:00pm
\$45.00 with October 15th class

17. Magic Cubes

with Ruth Headley

 A lesson in value of colour, this paper pieced quilt is very dramatic, creating a 3 D effect.. It can be made using those hand dyes that you have been stashing away or made cleverly with prints. A pieced border adds that special touch. A fabulous lap quilt.



Tuesday, October 16th 6:30-10:00pm
Thursday, October 18th 6:00-9:30pm
\$45.00 + magazine

18. Box Making

with Mary Hudgin

Create a box for your collectables. These boxes are made using binder board covered in co-ordinating book cloth and decorative papers. All materials and equipment is provided.

Tuesday, October 16th 6:30-10pm
\$60.00


19. Bernina Embroidery Club

Please see description # 2

Wednesday, October 17th 6:30-9:30pm

20. Stardust Quilt

with Joanne Love


 Easy rotary-cut quilt that is great for beginners or those who would like to use up some of their fabric stash for a quick Christmas gift idea. As you put it together a Star appears when rows are sewn together. Use fat quarters for the multi-fabric look then find a star fabric that contrasts with your other fabrics. Simple line quilting using gold metallic thread makes it sparkle.

Prep Night:

Friday, October 19th 6:00-8:00pm
Saturday, October 27th 9:00am-4:00pm
\$55.00 + pattern

21. Chatterbox


with Terry Funk

 Have you been collecting fat quarters and don't know what to do with them? This is your chance to make a quick and easy lap quilt. You'll be learning a great technique for quick cutting and be well on your way to finishing your top during the class.

Saturday, October 20th 9:00am-4:00pm
\$45.00 + book

22. Hand Play with Yarn

with Ruth Headley


 Have a relaxing day playing with thread and embellishments. By the end of the class you will have a completed 4" by 4" original piece and a new appreciation of an embroidery stitch. No previous hand sewing skill required, only enthusiasm is needed.



Sunday, October 21st 10:00am-4:00pm
\$45.00

23. A Christmas Slice

with Karen Mills

 Believe it or not this Christmas star quilt starts with 9 patch blocks. Learn to use an easy slice and dice technique to turn nine patches into stars. A great beginner quilt or Christmas gift idea.

Tuesday, October 23rd 6:30-9:30pm
Thursday, October 25th 6:00-10:00pm
\$45.00 + book

Quilters without Borders



Quilters without Borders is a small group of quilters who meet at Bear's Paw Quilts every Thursday to make quilts. We use fabric, batting and unfinished projects that have been donated to us. In the last 18 months we have made more than 40 quilts. We have donated these quilts to the residents of Macaulay Lodge and Copper Ridge. Some of the quilts have been given to the

women and children of Kaushee's Place as Christmas gifts. Grade twelve graduates of the Teen Parent Centre and their children have received our quilts to celebrate completing high school. Other quilts have gone to Salvation Army and to a family that lost their home in a fire.

We are especially thankful to Bear's Paw Quilts for their encouragement and for the use of the shop facilities. Do you want to help?


Join our group on Thursdays from 10:00 to 2:00 and sew with us. Come when you can. You can hand sew at home if you can't come to the shop.

We especially appreciate donations of batting or money to buy batting. You can leave a donation at BPQ.

For more information call Heather Thompson at 633-2188

24. Table Runner II - Yikes


with Ruth Headley

 Good for beginners or for anyone who wants a quick table runner. Using fat quarters, it's an introduction to log cabin, and introduces a pieced border. This pattern is adapted from a full size quilt so you get an extra there. Try it in Halloween fabrics, it's really versatile. Pre-cutting is essential to ensure the top is complete at the end of the evening.

Wednesday, October 24th 6:30-10:00pm
\$30.00 + pattern or \$45 for two classes,
Pattern extra

25. Colour for Quilters - Level 1: The Basics

with C.J. Pettigrew

 We begin with an introduction to the colour wheel followed by practice with value, intensity, temperature and texture. Learn some simple colour harmonies and see how colour is the key to successful quilt designs. Fabric paste-up only - no sewing.

Friday, October 26th 6:30-9:30pm
Monday, October 29th 6:30-9:30pm
Tuesday, October 30th 6:30-9:30pm
\$60.00 + \$10 kit fee



Mini Monthly

with Ruth Headley and Terry Funk

Please see description on front page.

Saturday, October 27th
Bring in October mini to get 1/2 price on November.

26. Sew Far Behind

with Joanne Love

Please see description # 7

Sunday, October 28th 10:00am-4:00pm
\$15.00

27. Bernina Club


Please see description # 2 & 10

October 31st,
12:30-3:30pm or 6:30-9:30pm

November

28. 25 Days 'till Christmas

with Joanne Love

 Get started early so you can join the countdown to Christmas with this great advent calendar. Kids and adults alike love to collect their present each day while counting the days until Christmas. It is a fun, fast, fused appliqué method that gives you the opportunity to try out new top stitches for embellishment. A prep night has been added so you can spend the Saturday assembling the quilt top if you have done your homework.



Prep night:

Thursday, November 1st 6:30pm-8:30pm
Saturday, November 10th 9:00am-4:00pm
\$55.00 + pattern

29. BPQ is announcing our new Mystery Quilt Club beginning this fall.



with Joanne Love

For those of you who are not familiar with mystery quilts – it is set up so you do not know what pattern you are making until the quilt top is done which adds to the excitement. As a Mystery Club Member you will receive 1 installment each month with clearly written instructions and full colour diagrams for 7 months of total suspense for a true quilting adventure! You will have the option of picking your own fabrics or you can purchase a kit especially assembled for this event. Club members will get together the 1st Saturday of the month to receive and discuss their Mystery Installment. Coffee, tea and sweets will be served while we chat. Come and join the fun while Joanne leads you through the secretive journey each month.

Quilt Pattern:

Quilter's Crossing
by Border Creek Station Company

Two Quilt Sizes:

Lazy Lap - 58" x 70" and
Quaintly Queen - 90" x 102"

Skill Level:

Experienced Beginner and up

Two Border Options: Choose Plain or Pieced

Saturday get togethers:


November 3rd; December 1st; January 5th; February 2nd;
March 1st; April 5th; May 3rd - 12:00-1:00pm

Mystery Quilt Reveal Party:

Saturday, June 7th 12:00-2:00pm
\$20.00 + (Kit optional)

30. BQ

with Terry Funk

 BQ stands for Big Quilt. This one can be made from baby to queen sized...you choose. You can feature some of those fabulous big prints that you can't bear to cut. This will become one of those quilts you won't be able to make just once.

Saturday, November 3rd

9:00am-4:00pm

\$45.00 + pattern



31. Sew Far Behind

with Carol Smith


Please see description # 7

Sunday, November 4th 10:00am-4:00pm

\$15.00

32. Fibre Play - Angelina Fibre

with Ruth Headley

 This product comes in such delicious colours, you can't help but want to do something with it. We will also introduce you to Shiva oil paint sticks to prepare a coloured background fabric. Come to this class and we will

make a piece with flower shapes. Embellishments will be with beads and yarn. Both machine and hand stitching will be added. The piece will be complete in the evening.

Monday, November 5th 6:30-10:00pm
\$45.00 for two classes
\$70.00 for four classes

32. Fibre Play - Coffee Cuffs

with Dahn Castleman


Do you know the special stitches your machine can do? Have you wanted to put your machine through its paces? Only have a couple of stitches on your machine? No problem. In this class you will play with various stitches and create your own. Embellishments such as chunky cord, fun ribbons, even buttons will be used. You decide what looks good. In the end you will produce a unique coffee cuff that will be the envy of your friends. Bet ya' can't make just one.

Monday, November 12th 6:30-10:00pm
\$45.00 for two classes
\$70.00 for four classes
Kit fee



33. Three dimensional Bush-Clover Quilt


with Judith Voswinkel

 This lovely quilt with 3 D flowers is a nice combination of hand- and machine work. It is small enough to be completed in time for a very special Christmas gift and once you master the technique of how to make the flowers, you might want to add them to other projects.

Tuesday, November 6th 6:30-10:00pm
Thursday, November 8th 6:00-9:30pm
\$45.00

34. QuiltStart

with Ruth Headley

 Please see description # 1

Introduction to Quilting:
Wednesday, November 7th 6:30-9:30pm
Tuesday, November 13th 6:30-10:00pm
Thursday, November 15th 6:00-9:30pm
\$55.00

35. Photo Album

with Mary Hudgin

Using a similar construction technique as the quick fabric journal, this photo album will be complete in an evening.

Tuesday, November 13th 6:30-10pm
\$50.00

**We now have new designs of
Hand Dyed, Screen Printed Fat Quarters
from Megan Waterman of Dawson City
Check them out.**

36. Bernina Embroidery Club

Please see description # 2

Wednesday, November 14th 6:30-9:30pm



37. Falling Snow Retreat


This is our luxury retreat at the Inn on the Lake out at Marsh Lake. Restricted numbers mean that you must sign up as soon as possible. Some room sharing is necessary.

More details at the shop.

Friday, November 16th 9:00am to
Sunday, November 18th 3:00pm

38. Needle Punch

with Lise Merchant


 Join Lise in learning the latest rage in the industry - needle punch. You will quickly learn how to master the skill and the resulting piece will be fabulous. An ideal technique for those on the move, it's lightweight and transportable.

Saturday, November 17th
10:00am-1:30pm
\$30.00 + pattern



39. Line Dancing

with Terry Funk


 This little wall quilt will use up some of your 6" charm square collection. We'll be using squares and rectangles... no triangles involved in this one!

Monday, November 19th
6:30-10:00pm
Monday, November 26th
6:00-9:30pm
\$45.00 + pattern



40. Table Runner III - North Star


with Ruth Headley

 Ready for Christmas so I choose a star pattern, the bonus lesson in this class is Prairie Points and a quick turn finish. Pre cutting is essential to ensure that the runner can be finished during the single session. Now you have another easy project to quilt. You must be getting good by now.

Wednesday, November 21st
6:30-10:00pm
\$30.00 + pattern or \$60 for the three classes.
Pattern extra.



41. Mexican Stars with Ruth Headley

 A wall hanging that with a slight colour change would be great for Christmas. But I couldn't bear to have it hanging for a short period so made it more versatile Now I can hang it for a whole season. Easy piecing made special with a 3 D effect that is hand stitched. I just love hand stitching, but you could with care do this stage by machine. Your choice.



Saturday, November 24th 9:00am-4:00pm
\$45.00 + pattern

Mini Monthly


Saturday, November 24th
Come in and show off your October mini.

42. Bernina Club

Please see description # 2 & 10
Wednesday, November 28th
12:30-3:30pm or 6:30-9:30pm


December

43. Machine Quilting - Level 1 with Ruth Headley

 Learn the basics of good machine quilting. We start with straight line quilting and then we drop the feed dogs and begin free motion quilting. Once you have started, all you need is practice, practice, practice.

Saturday, December 1st 9:00am-4:00pm
\$45.00

44. Fibre Play - Melted Seascapes with Dahn Castleman

 In this session our challenge is the ocean. Specifically waves crashing onto the rocks. How do we make spray? How do you make the rocks look wet? How do you make bubbles? Using a variety of material, we will paint, melt, cut and sew. While there will be design principles, this class will stretch your creativity because you will be working without a definite pattern for any of the pieces. Don't worry, there are lots of examples. Free motion stitching is desirable but not essential.

Monday, December 3rd 6:30-10:00pm
\$45.00 for two classes + kit fee

44. Fibre Play - Silk Fusion with Ruth Headley

This is a very exciting technique, making silk fusion, or silk paper, and then using it to make several pieces. We can mold it or keep it flat and make a small piece with machine stitching to embellish. Kits will be available.

Monday, December 10th 6:30-10:00pm
\$45.00 for two classes + kit fee

45. Bernina Embroidery Club

Please see description # 2
Wednesday, December 5th 6:30-9:30pm

BPQ School Party

Come and help celebrate with the people who have become Freshman Quilters. Refreshments will be served.
Saturday, December 8th noon-3:00pm


46. Sew Far Behind with Carol Smith

Now is the time to get that Christmas project finished.
Sunday, December 9th 10am-4pm
\$15.00

47. Bernina Club

Please see description # 2 & 10
Wednesday, December 12th
12:30-3:30pm or 6:30-9:30pm

48. Table Runner IV - Seminole Piecing with Ruth Headley

 A good opportunity to learn this classic piecing technique. It produces a fabulous runner, and I used spring colours. You are not too late to use Christmas fabrics, by now you can finish them really quickly. Pre-cutting is essential to ensure you finish in an evening.

Saturday, December 15th 10:00am-2:00pm
\$30.00 or
\$70.00 for the four runner classes



Hand Dyed Fabrics

Come see our
new selection
of hand dyes.

Locally produced
Natures Colours
from
Red Deer, Alberta.

Available in
Fat ¼'s &
Applique
Packs.



Class credits

We are now offering you the opportunity to earn ½ price and even free classes. Each class you attend will give you points towards this goal. This is in addition to the free metres of fabric you can earn by using your BPQ fabric card.

◆◆◆◆ 3 points = ½ price class

◆◆◆◆◆◆ 6 points = 1 free class

The points do not carry forward from one teaching session to the next, but your free class can be used or saved.

What the symbols mean.

 = freshman level class ◆ = 1 point

 = sophomore level class ◆◆ = ½ point

Get
what you
really want
for Christmas this year.



watch for BPQ's
Gift Certificate Registry

As Christmas approaches we will have a gift registry card available for you to fill out for your friends and family to refer to.

Nothing is too large or too small to go on your list.

Bear's Paw Quilt School

Last year we opened our Bear's Paw Quilt School. It is initially for the benefit of the beginners, to organize and encourage them to make as much progress as possible in their quilt skills. Begin with QuiltStart and aim for the BPQ freshman level. When you sign up for QuiltStart you automatically start on the route towards the freshman level. Upon completion of QuiltStart you will receive a certificate listing your new skills. Even if it takes a year to get your quilt finished for the completed quilt photo, that's ok. After that your portfolio has really started.

For each class you attend, that is marked with a BPQ freshman symbol, you will receive a certificate and a photo and you move another step towards the freshman level. There is no set sequence for attending the required classes. There is no time limit, go slow and take years, or speed ahead and try for a year. Later we will publish the BPQ sophomore and BPQ graduate level requirements.

Meanwhile, any quilt class marked at the sophomore level can be banked. We hope that past QuiltStarters will want to join in and get their certificates back dated.

To achieve BPQ freshman level you must fulfill these criteria:

- * Attend QuiltStart - class time of 10 hours
- * Attend a class that uses triangles in the design
- * Attend a class to learn paper piecing
- * Attend a Level 1 colour class
- * Attend a class that includes fusible web
- * Attend a class that uses flannel fabric
- * Attend at least one traditional piecing class
- * Machine quilt a minimum of three small quilts (table runner, wall hanging, baby quilt)
- * The Freshman level must total 52 hours of teaching, (QuiltStart plus 6 more classes.)
- * Keep records of your quilt projects for your portfolio.

Update

I have been keeping records of the classes that you have been attending and have filled out the class certificates. I will hand them out at the September sign-up on the 8th and by then it will be apparent which of you have fulfilled the criteria to become Freshman Quilters. There will be a party in December for those who have qualified. I am now working on the criteria for the Sophomore Level and that will be published in the January newsletter. ~ Ruth



Pine Tree Quilters

Interested in participating in quilting activities with a group? We invite new and 'seasoned' quilters, alike to inquire about joining Pine Tree Quilters.

We meet the first and third Monday each month in the basement of the United Church.

Benefits are endless and great fun!

- Reasonable membership fees
- Mystery Quilts
- Monthly Retreats
- Mini Workshops

Call Geana Hadley @ 667-2263 for more information.

Bear's Paw Quilts - Workshop Policies

Classes are open on a first come basis. When a class fills up quickly, we often put people on a wait list and schedule another class.

We request that you leave babies and children at home when you come to a class. Teens are welcome in all our classes.

You are not officially registered until you have paid. GST will be added to class cost. You may pay for a class with Visa, MC, debit card, cash or use your class points.

Cancellation: In the event you cannot attend a class that you have paid for, we will issue credit or transfer you to another class if we receive 7 days notice. If we receive less than 7 days notice, we will give you class handouts, but no refund can be given.

Class Minimum: Normally a class must have 3 students.

Sewing Machines: Please bring your own machine in good working order. An instruction manual for the machine is essential. Don't forget to bring extra machine needles. BPQ does have one Bernina sewing machine for rent - see our Sewing Machine Rental Policy.

Class times: Saturday 9:00am-4:00pm. Weekdays are 6:30-10:00pm on the first evening and 6:00-9:30pm on the second evening. The instructors and other students appreciate it when you arrive early and set up so you are ready to go promptly at the start of the class.

Supply Lists: are available for each class at the time of registration. Read it carefully and bring everything on the list.

Place: All classes are in the BPQ classroom. Ironing boards and irons are provided. 2 large cutting mats are provided. Please bring anything else you may need, and label all your personal equipment.



Definition:

a bundle of 2 1/2" WOF cuts all from one design line.

No need to worry about colour coordination - it's already done for you.

We have patterns to enable you to make instant quilts.

Bear's Paw Quilts - Sewing Machine Rental Policy

- ◆ In the interest of encouraging beginners to quilt, Bear's Paw Quilts has purchased one new Bernina Activa 230 that will be available for rent.
- ◆ Cost of machine rental is \$30 per day or \$15 for half a day **or less**.
- ◆ The rental machine must be booked and paid for at the time of class registration. In the event you wish to cancel either the machine rental or the class, you will recover full credit for your payment only if we receive the cancellation **7 days before the class date**.
- ◆ At the time you book the sewing machine, you must make an appointment for a brief instruction on the use of the machine.
- ◆ The machine is kept on the shop premises at all times. You may not take it home.
- ◆ You must provide your **own thread, machine needles**, personal sewing equipment and supplies. Any bobbins that you use must be left with the machine at the end of the rental period.

Note: Demonstration machines are not available for use during class or at any other time. They are for demonstrating features to persons who are interested in buying a Bernina.

September

8th (Saturday) Sign up day
 8th (Saturday) Mini Monthly
 10th, 18th, 20th (Monday/Tuesday/Thursday) Quiltstart 1.
 12th (Wednesday) Bernina Embroidery Club 2.
 15th & 16th (Saturday/Sunday) Photofabrication 3.
 18th (Tuesday) Quick Fabric Journal 4.
 19th (Wednesday) Tablerunner-I-Twist & Turn 5.
 22nd (Saturday) Enviro Bag 6.
 23rd (Sunday) Sew Far Behind 7.
 24th & 12th October (Monday/Friday) Machine Cover 8.
 25th & 27th (Tuesday/Thursday) Bias Appliqué Tabard 9.
 26th (Wednesday) Bernina Club 10.
 28th - 30th (Friday-Sunday) Falling Leaves Retreat 11.
 29th (Saturday) Free Sew 12.
 29th (Saturday) Mini Monthly

October

1st, 10th & 11th (Monday/Wednesday/Thursday) Tribble Trouble 13.
 6th (Saturday) Coil Pots 14.
 9th & 13th (Tuesday/Saturday) QuiltStart 15.
 15th & 22nd (Monday/Monday) Fibre Play 16.
 16th & 18th (Tuesday/Thursday) Magic Cubes 17.
 16th (Tuesday) Box Making 18.
 17th (Wednesday) Bernina Embroidery 19.
 19th & 27th (Friday/Saturday) Stardust 20.
 20th (Saturday) Chatterbox 21.
 21st (Sunday) Hand Play with Yarn 22.
 23rd & 25th (Tuesday/Thursday) Christmas Slice 23.
 24th (Wednesday) Table Runner-2-Yikes 24.

26th, 29th & 30th (Friday/Monday/Tuesday), Colour-1 25.
 27th (Saturday) Mini Monthly
 28th (Sunday) Sew Far Behind 26.
 31st (Wednesday) Bernina Club 27.


November

1st & 10th (Thursday/Saturday) Advent Calender 28.
 3rd (Saturday) Mysery Quilt 29.
 3rd (Saturday) Big Block Quilt 30.
 4th (Sunday) Sew Far Behind 31.
 5th & 12th (Monday/Monday) Fibre Play 32.
 6th & 8th (Tuesday/Thursday) 3D flowers 33.
 7th, 13th & 15th (Wednesday/Tuesday/Thursday) QuiltStart 34.
 13th (Tuesday) Photo Album 35.
 14th (Wednesday) Bernina Embroidery Club 36.
 16th - 18th (Friday-Sunday) Falling Snow Retreat 37.
 17th (Saturday) Needlepunch 38.
 19th & 26th (Monday/Monday) Line Dance 39.
 21st (Wednesday) Tablerunner-III-North Star 40.
 24th (Saturday) Mexican Stars 41.
 24th (Saturday) Mini Monthly
 28th (Wednesday) Bernina Club 42.

December

1st (Saturday) Machine Quilting 43.
 3rd & 10th (Monday/Monday) Fibre Play 44.
 5th (Wednesday) Bernina Embroidery Club 45.
 8th (Saturday) BPQ School Party
 9th (Sunday) Sew Far Behind 46.
 12th (Wednesday) Bernina Club 47.
 15th (Saturday) Tablerunner-IV-Seminole 48.

Saturday Savers



**"plan"
for
great
savings**

<i>September</i>			<i>November</i>		
Sept. 1	Fat Quarters	buy 3 get 1 free	Nov. 3	Fat Quarters	buy 3 get 1 free
Sept. 8	Sign up day		Nov. 10	Kits	15%
	Books & Patterns	15%	Nov. 17	Florals	15%
Sept. 15	Threads	15%	Nov. 24	Oriental	15%
Sept. 22	Moda Marbles	15%	<i>December</i>		
Sept. 29	Flannels	10 %	Dec. 1	Notions	15%
<i>October</i>			Dec. 8	Christmas Fabric	15%
Oct. 6	Batiks	15%	Dec. 15	Threads	15%
Oct. 13	Patterns	buy 2 get 1 free	Dec. 22	Storewide	10%
Oct. 20	Notions	15%	<i>Happy Holidays</i>		
Oct. 27	Books	15%			