


# BEAR'S PAW QUILTS



100 - 2093 2nd Avenue, Whitehorse, Yukon, Canada Y1A 1B5

Phone: (867) 393-BEAR (2327)

[www.bearspawquilts.com](http://www.bearspawquilts.com)

Class Sign-up day is Saturday, January 5th  
Refreshments are available and it's always an entertaining day!  
Mini-Monthly exchange!  
Classes fill quickly - don't be disappointed!

## NEWSLETTER

January 2008

### Welcome to 2008

Welcome back to another year of quilting. I hope that you all had a good Christmas and that your New Year's resolutions include finding more quilting time for yourself. Our teaching team continues to grow. Karen Mills and Judith Voswinkle are on their second round of classes and have chosen some new and exciting patterns. Dahn Castleman and I are continuing with the Fibre Play. She has so much to teach in the art quilting field, I am loving attending her sessions. I am very pleased to have these new teachers in our team. Joanne, Terry, Lise and I continue to be the backbone of the teaching team, you always say you love their classes and their various teaching styles. The shop staff are now all well established. Sheila Parkin has rejoined us and you are now all familiar with Lori, Susanne and Carol Smith. It's a fabulous team and I just love working with them all.

Happy quilting.

~ Ruth

### New Year Sale - Saturday, January 12th

As we are always expecting new fabrics we like to get rid of the older lines and we know you always like a sale. This time we are letting go of all the Christmas stock, that way you can start on next year's Christmas projects even sooner. It's 25% off the Christmas fabric and Fall fabric is reduced by 20%. You know that we always have some 50% off fabrics that are great for backings and we regularly replenish the 30% off shelves. Please get into the habit of looking through the sales area, situated in the alcove in the second classroom.

### January

#### Mini Monthly

with Ruth Headley and Terry Funk  
We started this in September, a mini quilt-ette that fits on a slanted plastic stand. Each month we try to be seasonal; you get them a month early so that they are ready to be displayed on time. Lots of people joined in with us and we have made plenty of each kit so that even more of you can start on this fun monthly project. If you bring your completed quilt-ette to the shop on the designated Saturday at the end of each month, you get the next one at half price. An incentive to get it done. All the previous kits are still available and usually on display.



#### Mystery Quilt Club

with Joanne Love

This club started last fall. Club members get together the 1st Saturday of the month to receive and discuss their Mystery Installment. Coffee, tea and sweets will be served while we chat.



Saturday get togethers:


January 5<sup>th</sup>; February 2<sup>nd</sup>; March 1<sup>st</sup>; April 5<sup>th</sup>; May 3<sup>rd</sup> - 12:00-1:00pm

Mystery Quilt Reveal Party:  
Saturday, June 7<sup>th</sup> 12:00-2:00pm



#### 1. QuiltStart

with Ruth Headley

 This class is designed for those who have no experience in quilting, or for those who want to get back to basic skills. The class has two components: Introduction to Quilting where you learn about the basic equipment and materials needed as well as learning about your machine, and QuiltStart where you will make a table runner in the Rail Fence design. This class provides the rudiments of quilting and prepares you to work on any number of projects afterward. This class is comprised of 12 hours of class time and probably 10 hours of extra sewing to complete the project.

Introduction to Quilting:

Wednesday, January 9<sup>th</sup> 6:30-9:30pm

QuiltStart:


Tuesday, January 15<sup>th</sup> 6:30-9:30pm

Thursday, January 17<sup>th</sup> 6:00-10:00pm

\$55.00

## 2. Heart Wreath

with Terry Funk

 This is a scrappy whimsical quilt from Art to Heart's "True Friends" book. Lovely pieced hearts and flying geese make this sweet wall/lap quilt. A must in your springtime quilting schedule. Heart Wreath for confident beginners to advanced quilters.

Prep:

Monday, January 14<sup>th</sup> 6:30-9:30pm

Class:

Saturday, January 26<sup>th</sup> 9:00am-4:00pm

\$50.00

## 3. Bernina Embroidery Clubs

Join fellow Aurora 440QEE owners who get together every 2nd Wednesday of the month to share ideas while we explore new embroidery projects.

Joanne is on hand to help along the way with support, technical guidance and keep you up to date with "what's new".

Pre-requisite: Aurora 440QEE Sewing Machine


Wednesdays, January 16<sup>th</sup> February 13<sup>th</sup>,

March 12<sup>th</sup>, April 9<sup>th</sup>

6:30-9:30pm

## 4. Victorian Cape

with Judith Voswinkel

 Create a stylish cape which is not falling from your shoulders and easy to make. It has a closure and you can get as fancy with embellishments as you like. Once you learn how to sew your first Victorian inspired cape, you'll want to do more. This is a wonderful opportunity to showcase that special fabric you have been saving.

Saturday, January 19<sup>th</sup> 9:00am-4:00pm

\$45.00

## 5. Sew Far Behind

with Terry Funk

This is an ideal opportunity for you to get to grips with some of those UFOs or just complete that quilt that you started in class. With a teacher on hand and no disturbances you can get a solid 6 hours of stitching done and all in good company. Come for the whole day or just for a few hours.


Sunday, January 20<sup>th</sup> 10:00am-4:00pm

\$15.00



## 6. NeedlePunch – Chickadee

with Lise Merchant

 Join Lise in learning how to do this easy technique of needle punch. You will quickly learn how to master the skill and the resulting piece will be fabulous. An ideal technique for those on the move; it's lightweight and transportable. An original Lise Merchant design.

Tuesday, January 22<sup>nd</sup> 6:30-9:30pm

\$25.00 + pattern

## Table Runner Club

You very much enjoyed this monthly event last fall, so we are having a second time around. I picked 4 different ones this time, some old favorites and some new ones. To ensure that they can be done in one night we ask that you do your cutting before the class, then we can have them quilted and bound by the next class.

Same deal on the prices the more you do the better the deal you get..

Join us for:

1 class - \$30.00


2 classes - \$45.00

3 classes - \$60.00

4 classes - \$70.00 + pattern(s)

## 7. Table runner I - Mitered Borders

with Karen Mills

 Using a large print feature fabric learn this easy technique for perfect mitered borders. You'll be so pleased you'll want to use mitered borders on all your quilts. This technique works well for any angle. Square, hexagonal, and octagonal corners will all be demonstrated. Choose a shape and complete a table runner in one evening!



Wednesday, January 23<sup>rd</sup> 6:30-10pm

\$30.00 for 1 class or \$70.00 for 4 classes + pattern(s)

## Mini Monthly

with Ruth Headley and Terry Funk

Please see description on front page.

Saturday, January 26<sup>th</sup>



## Pine Tree Quilters

*Interested in participating in quilting activities with a group?*

*We invite new and 'seasoned' quilters, alike to inquire about joining Pine Tree Quilters.*

*We meet the first and third Monday each month in the basement of the United Church.*

*Benefits are endless and great fun!*

- Reasonable membership fees
- Mystery Quilts
- Monthly Retreats
- Mini Workshops

Call Geana Hadley @ 667-2263  
for more information.

## 8. Fibre Play Reunion

with Dahn Castleman and Ruth Headley

✦ This is only for students who attended last terms classes. We had such a fabulous time that we need to reconvene to show off our finished projects and work on the unfinished ones. Both Ruth and Dahn will be there to help. We may even feel proud enough of our projects to show them to you all.

Sunday, January 27<sup>th</sup> 10:00am-4:00pm  
\$30.00

## 9. Raggy Quilts

with Ruth Headley

✦ This is more a technique class. You may choose the size you want, from baby to Queen. As you quilt as you go this gives you a chance to make a large quilt quite easily. It is best made in flannels, and no prewashing is required. BPQ patterns are available, or use a commercial one. This is such a fun style to learn you are bound to make many more.

Tuesday, January 29<sup>th</sup> 6:30-9:30pm  
Thursday, January 31<sup>st</sup> 6:00-10:00pm  
\$45.00 + pattern

## 10. Bernina Club

Join fellow Bernina sewing machine owners for the Bernina Club on the last Wednesday of each month. This is your opportunity to learn more about the latest techniques and tools available to improve and enhance your sewing and to help you learn more about the endless possibilities of your Bernina. There is a new project each month.

You have the choice of attending from  
12:30–3:30p.m. or 6:30–9:30p.m.

Pre-registration is a must! Sign up on 1st of each month. Class size is limited, so enroll early. Bernina Club is free for one year with the purchase of a Bernina sewing machine from BPQ. Kit fee applies to all others.

Wednesdays, January 30<sup>th</sup>, February 27<sup>th</sup>,  
March 19<sup>th</sup>, April 30<sup>th</sup>

## February

## 11. Buggy Barn Crazies

with Joanne Love

✦ It's time to get crazy with other Buggy Barn pattern lovers. Choose any Buggy Barn crazy pattern, gather up your fat quarters and have fun stitching your blocks. Easy for beginners because there are no seams to match and all blocks are squared up after they are finished. What an easy way to become Certifiably Crazy.

Sunday, February 3<sup>rd</sup> 10:00am-5:00pm  
\$45.00 + book or pattern

## 12. QuiltStart

with Ruth Headley

✦ Please see description # 1

Introduction to Quilting:

Monday, February 4<sup>th</sup> 6:30-9:30pm  
Saturday February 9<sup>th</sup> 9:00am-4:00pm  
\$55.00

## Class credits

We are now offering you the opportunity to earn 1/2 price and even free classes. Each class you attend will give you points towards this goal. This is in addition to the free metres of fabric you can earn by using your BPQ fabric card.

✦✦✦✦ 3 points = 1/2 price class

✦✦✦✦✦✦ 6 points = 1 free class

The points do not carry forward from one teaching session to the next, but your free class can be used or saved.

### What the symbols mean.

✦ = freshman level class      ✦ = 1 point

✦✦ = sophomore level class      ✦ = 1/2 point

## Bear's Paw Quilt School

Last year we opened our Bear's Paw Quilt School. It is initially for the benefit of the beginners, to organize and encourage them to make as much progress as possible in their quilt skills. Begin with QuiltStart and aim for the BPQ freshman level. When you sign up for QuiltStart you automatically start on the route towards the freshman level.

Upon completion of QuiltStart you will receive a certificate listing your new skills. Even if it takes a year to get your quilt finished for the completed quilt photo, that's ok. After that your portfolio has really started.

For each class you attend, that is marked with a BPQ freshman symbol, you will receive a certificate and a photo and you move another step towards the freshman level. There is no set sequence for attending the required classes. There is no time limit, go slow and take years, or speed ahead and try for a year. Later we will publish the BPQ sophomore and BPQ graduate level requirements. Meanwhile, any quilt class marked at the sophomore level can be banked. We hope that past QuiltStarters will want to join in and get their certificates back dated.

To achieve BPQ freshman level you must fulfill these criteria:

- \* Attend QuiltStart - class time of 10 hours
- \* Attend a class that uses triangles in the design
- \* Attend a class to learn paper piecing
- \* Attend a Level 1 colour class
- \* Attend a class that includes fusible web
- \* Attend a class that uses flannel fabric
- \* Attend at least one traditional piecing class
- \* Machine quilt a minimum of three small quilts (table runner, wall hanging, baby quilt)
- \* The Freshman level must total 52 hours of teaching, (QuiltStart plus 6 more classes.)
- \* Keep records of your quilt projects for your portfolio.



### 13. Sweet Potato Pie

with Karen Mills

 This amazing scrappy quilt is rotary cut using the 'Cut a Round' ruler. Say goodbye to templates! These large blocks are the perfect size for learning curved piecing. Finish off the quilt with a scalloped border and bias binding. Fat quarter friendly. Try it with batiks, totally scrappy, or as a 2 colour quilt.



Prep:

Tuesday, February 5<sup>th</sup> 6:30-8:30pm

Class:

Tuesday, February 12<sup>th</sup> 6:30-9:30pm


Thursday, February 14<sup>th</sup> 6:00-10:00pm

Thursday, March 6<sup>th</sup> 6:30-8:30pm

\$60.00

### 14. Beginners Hand Appliqué

with Joanne Love

 Learn to needle turn appliqué the "Piece O' Cake Way" and find out why so many people enjoy this technique. This class will teach you how to make easy templates, how to make and use an overlay for appliqué and the invisible appliqué stitch used by the authors of the New Appliqué Sampler. A simple yet attractive pattern from the book has been selected to introduce you to hand appliqué focusing on different techniques: cutaway appliqué, curves, inner points, outer points. Upon completion of the block it can be made into a wonderful wall hanging or pillow. Once you have learned the easy way — it's a piece of cake!


Wednesday, February 6<sup>th</sup> 6:30-10:00pm

Wednesday, March 5<sup>th</sup> 6:00-10:00pm

\$45.00 + book

### 15. Mastering your BSR

with Joanne Love

 What is a BSR? . . . . it is that special foot or sometimes called the "thing-a-ma-jig" that came with your new Aurora 440QE machine called a Bernina Stitch Regulator which you have probably set aside for when you have more time. Well, the time has come to get it out of the box and start getting some of those tops quilted. Join Joanne for an evening of instruction and inspiration to get you started and loving it!

Pre-requisite: 440QE Aurora Sewing Machine

Friday, February 8<sup>th</sup> 6:30-9:30pm

\$30.00

### Fibre Play

with Dahn Castleman and Ruth Headley

We started this twice monthly class in September and it went so well that we have planned another session. You sign up for 2 classes at a time, February, March and April. Each evening a new technique is tackled, a small project is started and hopefully finished after a few hours at home. We are exploring new products that appear on the market and new uses for old products. We try to make kits where possible and provide the products that we are using. Sometimes we just play with the products, and have fun. You attend for:


One month (2 evenings) it will cost \$45

Two months (4 evenings) it will cost \$70

Three months (6 evenings) will be a bargain \$90.

### 16. Fibre Play - Melting Tyvek

with Ruth Headley

 for 2 evenings

In this class we will be experimenting with this versatile product to make a small creation. Who knows where it will lead. We will also be adding to our sample book, with other little things.

Monday, February 11<sup>th</sup> 6:30-10:00pm

\$45.00 with February 18<sup>th</sup> class

### 16. Fibre Play - Embellishments: Beads

with Dahn Casselman

What the heck do you do with silk cocoons? How do you make those cool beads as seen on fabric journals? This Fibre Play class will explore how to make embellishments that can be used on art quilts, journals and other creative projects. We will make cocoon tassels, organza flower beads, fabric and paper beads. And a couple of surprise embellishments you will want to try. Way too much fun.

Monday, February 18<sup>th</sup> 6:30-10:00pm

\$45.00 with February 11<sup>th</sup> class

### Bernina Embroidery Club

Please see description # 3

Wednesday, February 13<sup>th</sup> 6:30-9:30pm



**We Are Going Green**

After using up our current supply of plastic bags we will next use up our paper bags. By then you will have gotten organized with cloth bags. In preparation for this we have had printed a cute supply of fabric bags. Check them out.



## 17. Deep Snow Retreat



This getaway is at the Sundog Retreat on Policeman's Point Road — a short drive from town. The accommodation is first class and the sewing room is excellent. We have the added luxury of an outdoor hot tub and an indoor sauna. Sign up now while spaces are available.

More details at the shop.

Friday, February 15<sup>th</sup> 9:00am to

Sunday, February 17<sup>th</sup> 3:00pm

Cost approximately \$ 260.00 for 3 days / 2 nights and some meals.

## 18. Stitch Happens

with Lise Merchant



Sew this fun, easy and simple stained glass wallhanging for a friend or for yourself. This simple pattern is fast to make and you can use fabric from your stash except for the black fabric. Come and play.

Saturday February 16<sup>th</sup> 9:00am-4:00pm

\$45.00 + pattern

## 19. Machine Quilting - Level 1

with Ruth Headley



Learn the basics of good machine quilting. We start with straight line quilting and then we drop the feed dogs and begin free motion quilting. Once you have started, all you need is practice, practice, practice.

Tuesday, February 19<sup>th</sup> 6:30-9:30pm

Thursday, February 21<sup>st</sup> 6:00-10:00pm

\$45.00

## 20. Table runner II - Star for all Seasons

with Ruth Headley



No selection of runners would be complete without this classic. You learn a foolproof star and the pattern also offers instructions for place mats and a variety of sizes. Ask any experienced quilter and they made lots of these. Pre-class cutting will ensure that the top is finished at the end of the one night class.

Wednesday, February 20<sup>th</sup> 6:30-10:00pm

\$30.00 for 1 class or \$60.00 for 3classes + pattern(s)



## 21. Blooming 9 Patch

with Joanne Love



Another quilt that looks difficult but really isn't! Learn about blended quilts with this amazing quilt from the book "Traditions With a Twist". Using a simple 9-patch block alternating with whole patches of fabric, you will create an amazing wash of color using fabric blending techniques. Our first class will be all about fabric selection - we'll talk about how to blend fabrics and how fabrics work together, then go through the process of selecting fabrics for a Blooming 9-Patch so you can see how the process flows. The following class we will work on our quilt tops together - it's amazing to watch these spectacular quilts bloom and grow!

Prep:

Friday, February 22<sup>nd</sup> 6:00-8:00pm

Saturday March 8<sup>th</sup> 9:00am-4:00pm

\$55.00 + book

## 22. Three's Company Lap Quilt

with Terry Funk



This is another Fat Quarter quilt from "More Laps from Fats". You'll need 16 fat quarters so start collecting or coordinating from your stash. The "Laps From Fats" books use great cutting and piecing techniques to make quick and easy quilts.

Three's Company is suitable for QuiltStart Graduates.

Saturday, February 23<sup>rd</sup> 9:00am-4:00pm

\$45.00

## Mini Monthly

with Ruth Headley and Terry Funk

Please see description on front page.

Saturday, February 23<sup>rd</sup>

Bring in January mini to get 1/2 price on February.

## 23. Sew Far Behind

with Joanne Love

Please see description # 6

Sunday, February 24<sup>th</sup> 10:00am-4:00pm

\$15.00

www.bearspawquilts.com

2093-2nd Avenue Ph: 393-2327

Across from the

Visitor Information Centre

Monday - Friday 10-6

Saturday 10-5

# BPQ is having a Bernina Sale



Activa 230



Activa 240



Aurora 440

& Bernina Gifts

Reduced for the month of December only.

Saturday Savers  
DEC 15 - Threads  
DEC 22 - Storewide  
Reductions

compassionate care  
for the quilt-addicted

Nothing Sews Like a Bernina. Nothing.  
**BERNINA**


**BEAR'S PAW  
QUILTS**






## 24. Crooked Nickel Quilt

with Ruth Headley

 Fast, easy and perfect points, that's what you get when you make a Crooked Nickel Quilt. Using on point fusible grid you can tackle any of the patterns that Lisa Maki has designed. Ideal for beginners or if you want to learn a new technique. Choose your size from table runner to bed quilt.



Tuesday, February 26<sup>th</sup> 6:30-9:30pm

Thursday, February 28<sup>th</sup> 6:00-10:00pm

\$45.00

## 25. Bernina Club

Please see description # 10

Wednesday, February 27<sup>th</sup>

12:30-3:30pm or 6:30-9:30pm

## 26. BPQ's 5<sup>th</sup> Birthday Retreat

This will be held at the shop. Friday, Saturday and Sunday - fun and games and of course Mary-El's chocolate cake.

Sign up soon - space is limited.

Friday, February 29<sup>th</sup> 6:30pm to


Sunday, March 2<sup>nd</sup> 3pm

\$110.00

## March

## 27. Miniature Stained Glass - The Simple Fused Way

with Lise Merchant

 The mini's are back. Lise will be teaching her easy, fused stained glass miniatures. Choose any simple patterns of your choice except for fireweed. Kits are available.

Monday, March 3<sup>rd</sup> 6:30-9:30pm

Friday, March 7<sup>th</sup> 6:00-10:00pm

\$45.00



### Skills Yukon

*This is our organization to promote  
trades and technology in youth.*

*Ruth is running Quilting Skills Yukon  
with a small group of girls on Thursday afternoons.*


*Come in and see us sometime.*

*For more information:*

[www.skillsyukon.com/programs/quilting.html](http://www.skillsyukon.com/programs/quilting.html)

## 28. One Block Wonder

with Ruth Headley

 This is quite a rage down south and I can understand why. You only need to choose one fabric for this quilt and then you can start. Everyone's will be absolutely unique. I have broken it down into 3 sessions as we need to get a stack of stitching done before we can concentrate on the design element. I just loved doing this quilt.

Prep:

Tuesday, March 4<sup>th</sup> 6:30-9:30pm

Class:

Saturday March 15<sup>th</sup> 9:00am-4:00pm

Friday, March 28<sup>th</sup> 6:30-9:30pm

\$60.00 + book

## 29. Fibre Play - The Other Side of Fusible Web

with Ruth Headley

 for 2 evenings

We have all used this product in the usual way, wait 'til you see what else we can do with it. A simple landscape is our project this time. More to add to the sample book.

Monday, March 10<sup>th</sup> 6:30-10:00pm

\$45.00 with March 17<sup>th</sup> class

## 29. Fibre Play - Foundations & Backgrounds

with Dahn Casselman

This class will explore the many things that can be used to add interest and texture to your art pieces. We will play with scrim, lace, Lutrador and fabric as well as paper towel, baby wipes, tissue paper, and paper bags to make very cool backgrounds for our work. We are going to paint everything in sight. Dahn says this is art for immature adults.

Monday, March 17<sup>th</sup> 6:30-10:00pm

\$45.00 with March 10<sup>th</sup> class


## Bernina Embroidery Club

Please see description # 3

Wednesday, March 12<sup>th</sup> 6:30-9:30pm

## 30. QuiltStart

with Ruth Headley

 Please see description # 1

Introduction to Quilting:

Thursday, March 13<sup>th</sup> 6:30-9:30pm

Saturday March 29<sup>th</sup> 9:00am-4:00pm

\$55.00

## 31. Sew Far Behind

with Ruth Headley

Please see description # 6


Sunday, March 16<sup>th</sup> 10:00am-4:00pm

\$15.00

**We now have new designs of  
Hand Dyed, Screen Printed Fat Quarters  
from Megan Waterman of Dawson City  
Check them out.**

### 32. Cotton Theory Quilt

with Judith Voswinkel

 Do you love piecing but don't get your quilts finished because you dread quilting a big quilt? Cotton Theory Quilting is a clever technique of sewing completely reversible projects that are quilted first, then assembled thus omitting accumulating bulk under the machine throat. This table runner also gives you the opportunity to try some of the fancy stitches of your machine.



Tuesday, March 18<sup>th</sup> 6:30-9:30pm

Tuesday, March 25<sup>th</sup> 6:30-9:30pm

Thursday, March 27<sup>th</sup> 6:00-10:00pm

\$60.00

### 33. Bernina Club


Please see description # 10

Wednesday, March 19<sup>th</sup>

12:30-3:30pm or 6:30-9:30pm

### 34. Table runner III - Braid

with Ruth Headley

 Using only three fat quarters you can make a mother and baby table runner, so cute. Again pre-class cutting will ensure we get them both finished. You can choose the fabrics to make them seasonal or choose to suit the dining room. Ideal for gifts. More practice in quilting.

Wednesday, March 26<sup>th</sup> 6:30-10:00pm

\$30.00 for 1 class or \$60.00 for 3 classes + pattern(s)

### Mini Monthly

with Ruth Headley and Terry Funk

Please see description on front page.

Saturday, March 29<sup>th</sup>

Bring in February mini to get 1/2 price on March.

### Bear's Paw Quilts - Workshop Policies

Classes are open on a first come basis. When a class fills up quickly, we often put people on a wait list and schedule another class.

We request that you leave babies and children at home when you come to a class. Teens are welcome in all our classes.

You are not officially registered until you have paid. GST will be added to class cost. You may pay for a class with Visa, MC, debit card, cash or use your class points.

**Cancellation:** In the event you cannot attend a class that you have paid for, we will issue credit or transfer you to another class if we receive 7 days notice. If we receive less than 7 days notice, we will give you class handouts, but no refund can be given.

**Class Minimum:** Normally a class must have 3 students.

**Sewing Machines:** Please bring your own machine in good working order. An instruction manual for the machine is essential. Don't forget to bring extra machine needles. BPQ does have one Bernina sewing machine for rent - see our Sewing Machine Rental Policy.

**Class times:** Saturday 9:00am-4:00pm. Weekdays are 6:30-10:00pm on the first evening and 6:00-9:30pm on the second evening. The instructors and other students appreciate it when you arrive early and set up so you are ready to go promptly at the start of the class.

**Supply Lists:** are available for each class at the time of registration. Read it carefully and bring everything on the list.

**Place:** All classes are in the BPQ classroom. Ironing boards and irons are provided. 2 large cutting mats are provided. Please bring anything else you may need, and label all your personal equipment.

### Bear's Paw Quilts - Sewing Machine Rental Policy

- ◆ In the interest of encouraging beginners to quilt, Bear's Paw Quilts has purchased one new Bernina Activa 230 that will be available for rent.
- ◆ Cost of machine rental is \$30 per day or \$15 for half a day **or less**.
- ◆ The rental machine must be booked and paid for at the time of class registration. In the event you wish to cancel either the machine rental or the class, you will recover full credit for your payment only if we receive the cancellation **7 days before the class date**.
- ◆ At the time you book the sewing machine, you must make an appointment for a brief instruction on the use of the machine.
- ◆ The machine is kept on the shop premises at all times. You may not take it home.
- ◆ You must provide your **own thread, machine needles**, personal sewing equipment and supplies. Any bobbins that you use must be left with the machine at the end of the rental period.

**Note:** Demonstration machines are not available for use during class or at any other time. They are for demonstrating features to persons who are interested in buying a Bernina.


## April

### 35. High Tech Tucks

with Ruth Headley



A new and unusual quilt, this pattern has been hidden away in my stash for some time and now at last I am doing it. I love the unique results that will happen. This is a technique by Carol Bryer-Fallert and is ideal for her fabrics and for multi-colour hand-dyes. I chose to use Batiks as my first one.



Tuesday, April 1<sup>st</sup> 6:30-9:30pm

Thursday, April 3<sup>rd</sup> 6:00-10pm

\$45.00

### 36. Wallflowers

with Joanne Love



Vibrant color and great design make Diane's new Wallflower pattern (Details by Diane) an instant classic! Color-rich Benartex Triple Dyed Balis were used to create these dynamic stylized flowers on this 40" square wall hanging. Several enhanced finishing touches will be discussed in this class. A wonderful gift idea — the stained glass effect has wide appeal and is great for any room. Kit includes instructions, fabric for flowers and background.

Wednesday, April 2<sup>nd</sup> 6:30-10:00pm

Wednesday, April 16<sup>th</sup> 6:00-10:00pm

\$45.00 + kit

### 37. Fibre Play - Soldering On

with Dahn Casselman



for 2 evenings

This is so much fun. Using a soldering iron, we will fuse organza and sheers onto fabrics and in the process create a beautiful and one of a kind piece of art. Use a royalty-free pattern, create your own or use one that will be supplied. Wouldn't this make an unusual journal cover? Customized name tag? Christmas ornaments?

Monday, April 7<sup>th</sup> 6:30-10:00pm

\$45.00 with April 14<sup>th</sup> class

### 37. Fibre Play - Thread Painted Landscapes

with Dahn Casselman

This class will bring out the hidden artist in anyone. Using free motion quilting you will be create a landscape scene all in thread. The twist is that the background is not fabric but a variety of wrapping papers! If you are interested in learning how to construct a landscape scene, work with textured backgrounds, or you want to practice your free motion quilting, this class is for you.



Monday, April 14<sup>th</sup> 6:30-10:00pm

\$45.00 with April 7<sup>th</sup> class

### Bernina Embroidery Club

Please see description # 3

Wednesday, April 9<sup>th</sup> 6:30-9:30pm

### 38. A Bag for All Seasons

with Joanne Love



Calling all 'bag ladies' - Shopaholics unite! Can't resist a new bag to carry all of your stuff? Well Joanne has a new bag you are going to love. Just the right size to carry all of your possessions and it even has a separate compartment inside for those hard to find small stuff. Have bag, will carry - just in time for summer travel.

Saturday April 12<sup>th</sup> 9:00am-4:00pm

\$45.00 + pattern

### 39. Sew Far Behind

with Carol Smith

Please see description # 6

Sunday, April 13<sup>th</sup> 10:00am-4:00pm

\$15.00

### 40. Melting Snow Retreat

Back to Haines Junction for our retreat this time. Always popular, so sign up soon. More details at the shop.

Friday, April 18<sup>th</sup> 9:00am to

Sunday, April 20<sup>th</sup> 3:00pm

We all make our own sleeping arrangements for this retreat so that the cost starts at about \$140.00

### 41. Table runner IV - Spiral

with Ruth Headley



This one is more a table topper and comes in various sizes. Great for feature fabrics, it will look spectacular. Good practice on the unusual angles on the binding.

Wednesday, April 23<sup>rd</sup>

6:30-10:00pm

\$30.00 for 1 class or

\$45.00 for 2 classes

+ pattern(s)



### Mini Monthly

with Ruth Headley and Terry Funk

Please see description on front page.

Saturday, April 26<sup>th</sup>

Bring in March mini to get 1/2 price on April.



### Quilters without Borders



*The Quilters Without Borders group meet every Thursday in the shop to make quilts for people in need in our community. Already they have given out 50 completed quilts.*


*What a wonderful group of women they are.*





## 42. Photo Album

with Terry Funk

 This pattern from Sitka, Alaska's artist Lisa Moore is an excellent showcase of focal fabrics or your own photos printed on fabric. Choose your size from tablerunner, wallhanging, lap or twin. Alaskan Photo Album for confident beginners to advanced quilters.

Saturday, April 26<sup>th</sup> 9:00am-4:00pm

\$45.00



## 43. Bernina Club

Please see description # 3


Wednesday, April 30<sup>th</sup>

12:30-3:30pm or 6:30-9:30pm

**May**

## 44. Putting It All Together

with Dahn Casselman and Ruth Headley

 Ruth and Dahn will be available in this wrap up class for any of the fibre play students. If you were pressed for time, forgot how to finish something, or need some more instruction, this is the right time to 'put it all together'. A full day class is available so you don't have to be rushed. A special treat will be to see and hear about fabric art journals and play with ideas to make your own. You asked for this one!

Saturday, May 3<sup>rd</sup> 9:00am-4:00pm

\$20.00



Something to love on a monthly basis.

**The Mini Monthly "Quilt-ette".**

Start your collection today.



**LANTERN MOON BASKETS**

**BERNINA<sup>+</sup>**

Artista 730 and 730 with embroidery module.



oooh!

aaah!



**BEAR'S PAW  
QUILTS**



We are your Bernina source.

# January

3<sup>rd</sup> (Wednesday) Shop Re-opens  
 5<sup>th</sup> (Saturday) Sign-up day  
 5<sup>th</sup> (Saturday) Mini Monthly  
 5<sup>th</sup> (Saturday) Mystery Quilt meeting  
 9<sup>th</sup>, 15<sup>th</sup> & 17<sup>th</sup> (Wednesday/Tuesday/Thursday) QuiltStart 1.  
 12<sup>th</sup> (Saturday) New Year Sale  
 14<sup>th</sup> & 26<sup>th</sup> (Monday) (Saturday) Heart Wreath 2.  
 16<sup>th</sup> (Wednesday) Bernina Embroidery Club 3.  
 19<sup>th</sup> (Saturday) Victorian Cape 4.  
 20<sup>th</sup> (Sunday) Sew Far Behind 5.  
 22<sup>nd</sup> (Tuesday) Punchneedle Chickadee 6.  
 23<sup>rd</sup> (Wednesday) Table Runner-I Mitred Table Runner 7.  
 26<sup>th</sup> (Saturday) Mini Monthly  
 27<sup>th</sup> (Sunday) Fibre Play Reunion 8.  
 29<sup>th</sup> & 31<sup>st</sup> (Tuesday/Thursday) Raggy Quilts 9.  
 30<sup>th</sup> (Wednesday) Bernina Club 10.

# February

3<sup>rd</sup> (Sunday) Buggy Barn Craziess 11.  
 2<sup>nd</sup> (Saturday) Mystery Quilt Meeting  
 4<sup>th</sup> & 9<sup>th</sup> (Monday/Saturday) QuiltStart 12.  
 5<sup>th</sup>, 12<sup>th</sup>, 14<sup>th</sup> & March 6<sup>th</sup>  
 (Tuesday/Tuesday/Thursday/Thursday) Sweet Potato Pie 13.  
 6<sup>th</sup> & March 5<sup>th</sup> (Wednesday/Wednesday) Beginners Hand Appliqué 14.  
 8<sup>th</sup> (Friday) Mastering your BSR 15.  
 11<sup>th</sup> (Monday) Fibre Play - Melting Tyvek 16.  
 13<sup>th</sup> (Wednesday) Bernina Embroidery Club  
 15<sup>th</sup>-17<sup>th</sup> (Friday-Sunday) Deep Snow Retreat 17.  
 16<sup>th</sup> (Saturday) Stitch Happens 18.  
 18<sup>th</sup> (Monday) Fibre Play - Embellishments - Beads 16.  
 19<sup>th</sup> & 21<sup>st</sup> (Tuesday/Thursday) Machine Quilting 19.  
 20<sup>th</sup> (Wednesday) Table runner-II - Star for all Seasons 20.  
 22<sup>nd</sup> & March 8<sup>th</sup> (Friday/Saturday) Blooming 9 Patch 21.  
 23<sup>rd</sup> (Saturday) Mini Monthly  
 23<sup>rd</sup> (Saturday) Three's Company 22.

# March

24<sup>th</sup> (Sunday) Sew Far Behind 23.  
 26<sup>th</sup> & 28<sup>th</sup> (Tuesday/Thursday) Crooked Nickel Quilt 24.  
 27<sup>th</sup> (Wednesday) Bernina Club 25.  
 29<sup>th</sup>-March 2<sup>nd</sup> (Friday-Sunday) Birthday Retreat 26.  
 1<sup>st</sup> (Saturday) Mystery Quilt Meeting  
 3<sup>rd</sup> & 7<sup>th</sup> (Monday/Friday) Mini Stained Glass 27.  
 4<sup>th</sup>, 15<sup>th</sup> & 28<sup>th</sup> (Tuesday/Saturday/Friday) One Block Wonder 28.  
 10<sup>th</sup> (Monday) Fibre Play - Fusible Web 29.  
 12<sup>th</sup> (Wednesday) Bernina Embroidery Club  
 13<sup>th</sup> & 29<sup>th</sup> (Thursday/Saturday) QuiltStart 30.  
 16<sup>th</sup> (Sunday) Sew Far Behind 31.  
 17<sup>th</sup> (Monday) Fibre Play - Foundations & Backgrounds 29.  
 18<sup>th</sup>, 25<sup>th</sup> & 27<sup>th</sup> (Tuesday/Tuesday/Thursday) Cotton Theory Quilt 32.  
 19<sup>th</sup> (Wednesday) Bernina Club 33.  
 26<sup>th</sup> (Wednesday) Table runner-III - Braid 34.  
 29<sup>th</sup> (Saturday) Mini Monthly

# April

1<sup>st</sup> & 3<sup>rd</sup> (Tuesday/Thursday) High Tech Tucks 35.  
 2<sup>nd</sup> & 16<sup>th</sup> (Wednesday/Wednesday) Wallflowers 36.  
 5<sup>th</sup> (Saturday) Mystery Quilt Meeting  
 7<sup>th</sup> (Monday) Fibre Play - Soldering On 37.  
 9<sup>th</sup> (Wednesday) Bernina Embroidery Club  
 12<sup>th</sup> (Saturday) A Bag for All Seasons 38.  
 13<sup>th</sup> (Sunday) Sew Far Behind 39.  
 14<sup>th</sup> (Monday) Fibre Play - Thread Painted Landscapes 37.  
 18<sup>th</sup>-20<sup>th</sup> (Friday-Sunday) Melting Snow Retreat 40.  
 23<sup>rd</sup> (Wednesday) Table runner-IV - Spiral 41.  
 26<sup>th</sup> (Saturday) Mini Monthly  
 26<sup>th</sup> (Saturday) Photo Album 42.  
 30<sup>th</sup> (Wednesday) Bernina Club 43.

# May / June

3<sup>rd</sup> (Saturday) Mystery Quilt Meeting  
 3<sup>rd</sup>, (Saturday) Putting It All Together 44.  
 June 7<sup>th</sup> (Saturday) Mystery Quilt Meeting

# Saturday Savers

"plan"  
for  
great  
savings

## January

Jan. 5	Class Sign-up Day	
	Books and Patterns	15%
Jan. 12	New Year Sale	
	Christmas Fabrics	25 %
	Fall Fabrics	20 %
	Specials Table	50 %
Jan. 19	Fat Quarters	buy 3 get 1 free
Jan. 26	Flannels	10 %

## February

Feb. 2	Notions	15%
Feb. 9	Moda Marbles	15%
Feb. 16	Bernina Accessories	10%
Feb. 23	Batik	15%

## March

Mar. 1	BPQ's 5th Birthday	10% storewide (some restrictions apply)
Mar. 8	Threads	15%
Mar. 15	Kids Fabric	15%
Mar. 22	Patterns	15%
Mar. 29	Oriental	15%

## April

Apr. 5	Kits	15%
Apr. 12	Fat Quarters	buy 3 get 1 free
Apr. 19	Florals	15%
Apr. 26	Books	15%

Sew, Sew Happy