

# BEAR'S PAW QUILTS



100 - 2093 2nd Avenue, Whitehorse, Yukon, Canada Y1A 1B5

Phone: (867) 393-BEAR (2327)

[www.bearspawquilts.com](http://www.bearspawquilts.com)

Class Sign-up day is September 6th  
Classes fill quickly - don't be disappointed.

# NEWSLETTER

August 2008

Welcome back to the next session of quilting.

We hope you had a good summer, relaxing and having fun, but we have really missed you all coming in to see us. We had a good retreat celebrating the longest day, sewing, eating, drinking and playing games. Good fun.

We met tons of interesting visitors from all over the world and loved talking to them all. But now it's back to our regulars and more classes. We hope you like the classes we have planned for you this season. All our wonderful regular teachers are back with us: Joanne; Terry; Karen Mills; Dahn Castleman; Judith Voswinkle; and Ruth. There are some new exciting quilts and a few old favourites, returned by popular demand.

Mary Hudgin has devised some new and interesting bookbinding ideas and will hold classes again this season. Also in the paper line, Vanessa Falle will hold scrapbooking sessions, which include the use of fabric, sounds fascinating. We welcome Lori Hampton and Cathy Cameron to our quilt teaching team, each will teach one class.

As always I would like to thank my staff for all their hard work, we all appreciate everything that they do and I know that the shop is all the better for their commitment.

Thank you staff and customers.

~ Ruth

## September

### MAKE UP CLASS - Bag for all Seasons

with Joanne Love


The "Bag for all Seasons" class will be held on Sunday, September 7th from 10am to 5pm for those of you who signed up for the class in the spring session

Pre-requisite: You were previously registered for the class

\*\*Please confirm your attendance with the shop

### 1. QuiltStart

with Ruth Headley

 This class is designed for those who have no experience in quilting, or for those who want to get back to basic skills.

The class has two components: Introduction to Quilting where you learn about the basic equipment and materials needed as well as learning about your machine, and QuiltStart where you will make a table runner in the Rail Fence design. This class provides the rudiments of quilting and prepares you to work on any number of projects afterward. This class is comprised of 12 hours of class time and probably 10 hours of extra sewing to complete the project.

Introduction to quilting:

Tuesday, September 9th 6:30-9:30pm

QuiltStart

Saturday, September 13th 9:00am-4:00pm

\$55.00

### 2. Bernina Embroidery & Software Club

with Joanne Love

Explore your Embroidery machine and software in this hands-on class with Joanne. Learn what all those mysterious keys are for and put them to good use!

Pre-requisite: Aurora 440QEE and laptop

September 10th; October 8th;

November 12th; December 10th

6:30-9:30pm

### Bernina Club

with Joanne Love

Learn! Get inspired! Have Fun! Bernina Club is a great way to learn more about your Bernina sewing machine. Each class will be a 3-hour, sit and sew session with a project designed exclusive for Bernina Club. This is your opportunity to learn more about the latest techniques and tools available to improve and enhance your sewing. The project will be on display in the shop on the first workday of each month. Seating is limited so sign up early to avoid disappointment. This class is open to all Bernina sewing machines owners. If you purchased your Bernina sewing machine at BPQ you receive a free 1-year membership to the Bernina Club, a nominal kit fee will be required for all others.

Wednesdays, September 24th, October 29th,

November 26th, December 17th

12:30-3:30pm or 6:30-9:30pm

Kit fee: \$15 (after first year)



## Mystery Quilt 2007/08 Reveal Party

with Joanne Love

Join your fellow Mystery Quilt members for an afternoon of show and share. The party is for those of you who participated in our Mystery Quilt Club 2007-08. For the past 7 months you have been working patiently on *Quilter's Crossing*- a Border Creek Station pattern without knowing the final design. It is time to reveal the mystery and share the results.


Remember... points are awarded for attendance and you could have one more entry for the draw.

Saturday, September 13th 12:00pm

Refreshments will be served

### 3. Daytime Quiltstart

with Ruth Headley

 Please see description # 1

Monday, September 15th 10:00am-4:00pm

Tuesday, September 16th 10:00am-4:00pm

\$55.00

### Table Runner Club -----continues

The only problem with this idea is that I have sooooo many patterns that I want to teach, this could go on for ever. To ensure that the quilt fits into an evening we ask you to pre-cut all your fabrics. This way you can get the top finished in class and quilt and bind it before the next months class. Same deal with the price the more you do the better the deal you get.

Same deal with the price the more you do the better the deal you get.

Join us for:

1 class - \$30.00

2 classes - \$45.00

3 classes - \$60.00


4 classes - \$80.00 + patterns

These classes are ideal for beginners.



### 4. Table Runner I - Table Runner with a Twist

with Ruth Headley

 This runner lends itself to feature fabrics, so choose a season or a theme, Christmas, spring or a northern theme. Pre-cutting is essential to ensure that we get the runner finished in an evening. Ideal for beginners.

Another runner that you will make lots of times. You will learn how to cope with simple bias stitching in this class.

Monday, September 15th 6:30-10:00pm

\$30.00 for 1 class

\$45 for 2 classes



\$60 for 3 classes

\$80 for 4 classes + patterns



### 5. Reversible Quilts

with Ruth Headley

  The drama of this quilt is created by choosing contrasting colour/themes for each side of the quilt. Christmas and spring or blue and orange would both work. It is a technique class with lots to learn. You may make any size, table runner, lap, baby or bed quilt.

The first session is to design the quilt and then pre-cutting is suggested.

Tuesday, September 16th 6:30-9:30pm

Monday, September 22nd 6:30-10:00pm

Tuesday, September 30th 6:00-9:30pm

\$55.00 + book

### 6. Quick Fabric Journal

with Mary Hudgin

Choose a fabric from the plethora of fat quarters at Bear's Paw Quilts and handmade paper from the wide selection provided and create a journal that can be used for writing or photos. These handmade books are sewn together with linen threads, using beads to decorate the spine. You will be introduced to the basic vocabulary of bookbinding. All the materials and equipment are provided.

Tuesday, September 16th 6:30-10:00pm

\$50.00

### MAKE UP CLASS-April Bernina Club

with Joanne Love

The April Bernina Club will be held on Wednesday, September 17th for those customers who registered for the April 30th class.

Pre-requisite: You were previously registered for the class




\*\*Please confirm your attendance with the shop

Wednesday, September 17th 12:30-3:30pm or

6:30-9:30pm

### 7. Pine Burr

with Karen Mills

   This challenging quilt incorporates paper piecing, curved piecing and Y seams to create a variation of a classic quilt:

Learn to make your own templates for rotary cutting and how to use a regular ruler to cut an odd shape. Fabric requirements are provided for 9 star, 12 star and 20 star variations.

Thursday, September 18th 6:30-9:30pm

Thursday September 25th 6:30-9:30pm

Saturday October 18th 9:00am-4:00pm

\$70.00 + book





### 8. Falling Leaves Retreat in Haines Junction

Every year this retreat gets more popular and it fills up really fast. Three days of quilting, being fed, and having fun, what more could a quilter ask for.....a longer retreat, I suppose.

Friday-Sunday, September 19th-21st  
\$150.00

### MAKE UP CLASS- Wallflowers

with Joanne Love

The 2nd part of the Wallflowers class will be held on Saturday, September 20th from 10:00am to 1:00pm for those of you who signed up for the class in the spring session

Pre-requisite: You were previously registered for the class

\*\*Please confirm your attendance with the shop

### 9. Sew Far Behind

with Carol Smith

This is an ideal opportunity for you to get to grips with some of those UFOs or just complete that quilt that you started in class. With a teacher on hand and no disturbances you can get a solid 6 hours of stitching done and all in good company. Come for the whole day or just for a few hours.

Sunday, September 21st 10:00am-4:00pm  
\$15.00

### Fibre Play

Another round of techniques that Dahn has perfected for us. The more you sign up for the better the deal you get.

- 1 class - \$25.00
- 2 classes - \$45.00
- 3 classes - \$60.00
- 4 classes - \$70.00
- 5 classes - \$80.00

### 10. Fibre Play - All Boxed In

with Dahn Castleman

Using a number of fibres, paper and "stuff", we are going to complete a firm sided box. This might be a candy box, a tea holder or anything in between.

A great class for those who have never played with fibres and "stuff" and want to dip their toes in the fibre art field. Totally painless, and hopefully more fun than you expected. Clear instructions, with pictures, will be provided to each student.

Tuesday, September 23rd 6:30-10:00pm  
\$25.00 + kit fee

### 11. Bernina Club

with Joanne Love

Please see description on page 1

Wednesday, September 24th, 12:30-3:30pm or  
6:30-9:30pm

### 12. Oven Mitts and Tea Cozy

With Joanne Love



Looking for something different for that special friend or just want to add that decorating touch to your kitchen? These oven mitts and tea cozy are a great gift idea and are easy to make. The mitts appear to have curves seams without curved piecing and the tea cozy can be done with or without the yo-yos!



Prep: Friday, September, 26th, 6:00-8:00pm  
Saturday, October 11th 9:00-4:00pm  
\$50.00 + Patterns (fabric kit optional)

### 13. Gypsy Girl

with Terry Funk



Terry's done another fun fat quarter quilt.. gotta use up those yummy fat quarters! This quilt is a large lap or small double... make it bigger with borders if you like! You'll use 21 fat quarters and a contrasting sashing to make blocks that look like they're packages tied up with ribbon. Anyone who loves fat quarters can make this quilt... great for beginners on up! The quilt finishes at 69" x 83".




Saturday, September 27th 9:00am-4:00pm  
\$45.00 + book

### 14. Seasons Mini Albums

with Vanessa Falle

You will be prepared to showcase an entire year's worth of your favourite photos in the most stylish way using gorgeous fabrics and simple techniques. Join Vanessa in creating keepsake albums designed to capture all the highlights of the year – pretty enough to give away to someone special but it's okay if you decide to keep them.

Saturday, September 27th 11:00am-2:30pm  
\$60.00




Warm up with beautiful batiks from Indonesia

available at Bear's Paw Quilts



## 15. Seasonal Club

with Joanne Love

 BPQ is introducing a new and exciting club. Each meeting you will make an attractive quilt top, constructed as 3 panels to fit into a wooden window frame that can be removed and replaced for the different seasons. This project will be a perfect addition to your home to celebrate the seasons in style. There will be a vertical and horizontal design each meeting for you to choose from so finding the right spot in your home won't be a problem. The first meeting will be a full day class and we will cover the tips and tricks for working with fusible web and painting your wooden frame to match your home décor.




Sunday, September 28th 10:00am-5:00pm - Fall Panel  
Friday, October 17th 6:00-9:30pm - Winter Panel  
Friday, November 21st 6:00-9:30pm - Christmas Panel  
\$70.00 + patterns

Window frame purchased separately

## 16. Playing with Colour

with Karen Mills


 Join us for an evening of fun as we play with fat quarters to explore colour wheel basics, intensity, tone, texture, and fabric choice. This introductory colour theory course is perfect for the beginner or advanced beginner quilter or anyone looking to add a little colour pizzazz to their quilts.

Monday, September 29th 6:30-10:00pm  
\$30.00

## October

## 17. One Block Wonder


with Ruth Headley

 This is an encore class, brought back by popular demand, the second book is out with even more ideas on this technique. You may include these ideas or just make a simpler one. The main technique is the same in her two books. Just one fabric is needed for this fabulous unique quilt. The first session is cutting, the last one designing and there is a whole lot of stitching in between.

Wednesday, October 1st 6:30-9:30pm  
Thursday, October 2nd 6:30-9:30pm  
Monday, October 6th 6:30-10:00pm  
Wednesday, October 15th 6:30-10:00pm  
\$70.00 + book

## 18. Sweet Potato Pie

with Karen Mills


 This amazing scrappy quilt is rotary cut using the 'Cut a Round' ruler. Say goodbye to templates! These large blocks are the perfect size for learning curved piecing. Finish off the quilt with a scalloped border and bias binding. Fat quarter friendly. Try it with batiks, totally scrappy, or as a 2 colour quilt.



Friday, October 3rd 6:30-9:30pm  
Friday, October 10th 6:30-9:30pm  
Sunday October 26th 10:00am-4:00pm  
\$70.00 + pattern

## 19. Flower Chain

with Terry Funk

 Terry's used florals again...surprise! This pattern can be done in a lap or bed size... you choose. Large blocks and pieced sashing make this quilt go together quickly. I don't think this will be a quilt you'll be able to stop at making once! This quilt is for the quilter with precise piecing skills.




The lap size finishes at approximately

65" x 78". The bed size finishes at 90" x 108".

Saturday, October 4th 9:00am-4:00pm  
\$45.00

## 20. Fibre Play - Making Stamps

with Dahn Castleman

 Making stamps is fun, easy and very, very addictive. A number of designs will be provided to stimulate your own imagination. A variety of techniques and product that can produce stamps will be supplied. Students will leave the class with a slew of their own stamps PLUS a large number of one-of-a-kind stamped fabrics. What ya do with them is up to you!

Tuesday, October 7th 6:30-10:00pm  
1 class - \$25.00 + kit fee  
2 classes - \$45.00  
3 classes - \$60.00  
4 classes - \$70.00

## 21. Bernina Embroidery & Software Club

with Joanne Love

Please see description # 2

October 8th 6:30-9:30pm

New designs from  
Megan Waterman of Dawson City  
Hand Dyed, Screen Printed Fat Quarters  
Something fishy is going on.  
Check it out.



## 22. Hand Quilting

with Cathy Cameron



◀ Come and learn the basics of hand quilting. Start with a small project and try out all the gadgets available to help you.

This might be just the thing for you to do while sitting and relaxing in the evenings.

Thursday, October 9th 6:30-9:30pm  
\$30.00

## 23. Vintage Spool Album

with Vanessa Falle

Create a beautiful child-friendly keepsake using vintage wooden bobbins salvaged from textile mills in the southern United States. Your Spool Album will complement photos of your loved ones using gorgeous tactile accents like fabric flowers, delicate ribbons beautifully textured hand embroidery and more! Come prepared to fall in love with this sweet little album, something that you'll be sure to make again and again

Thursday, October 9th 6:30-10:00pm  
\$50.00

## 24. QuiltStart

with Ruth Headley



◀ Please see description # 1

Introduction to quilting:

Tuesday, October 14th 6:30-9:30pm

QuiltStart: Wednesday, October 22nd 6:30-9:30pm

Friday, October 24th 6:00-10:00pm

\$55.00

## 25. Cozy Quilter's Christmas Pillow

with Joanne Love



◀ Red & white stars, pine & snow. How much more Christmas-y can you get? Simple hand embroidery stitches create a wonderful gift for Christmas. The project combines hand embroidery and patchwork. To add a bit of detail, this stitchery uses just a touch of crayon to highlight the quilt blocks & tree trunk. Fun! Pillow measures 12"x 21". There will be 3 weeks between the 2 classes to allow you time to sew the stitchery.

Thursday, October 16th 6:30-9:30pm

Wednesday, November 5th 6:00-10:00pm

\$45.00 + pattern

## 26. Seasonal Club

with Joanne Love



◀ Please see description # 15

Friday, October 17th - Winter Panel

## 27. Sew Far Behind

with Ruth Headley

Please see description # 9

Sunday, October 19th 10:00am-4:00pm

\$15.00

## 28. Table Runner II - Roses

with Lori Hampton



◀ Every place-mat will be unique in it's design. This stitch and flip method is so fast and fun that you will want to make dozens. Your friends will love to receive these as gifts - they look just like beautiful blossoms on your dining table.

Monday, October 20th 6:30-10:00pm  
\$30.00 + pattern

## 29. Fibre Play - Intro to Painted Fabric

with Dahn Castleman

◀ Since you asked, here it is! How to paint on fabric. We will explore cotton, poly-cotton, satin and organza painting. We will play with acrylic paints, liquid and silk dyes and several unusual "dyes". Although we have a short time to experiment, you will be surprised what you can complete in this class.

Tuesday, October 21st 6:30-10:00pm

1 class - \$25.00 + kit fee

2 classes - \$45.00

3 classes - \$60.00

## 30. Canvas Journal/Photo Album

with Mary Hudgin

A new project for this year, the canvas cover can be decorated with beads, brads, stamping and ink drawings that coordinate with the fabric lining inside. You can choose from a 90lb paper to create a photo album or 24 lb. cotton paper to create a journal. These sturdy books are suitable gifts for children. All materials and equipment are provided. Feel free to bring buttons, brads (check your local scrapbooking store) and stamps. We will be using acrylic paints and permanent markers.

Tuesday, October 21st 6:30-10:00pm  
\$60.00

## 31. Kameleon Quilt Night and Day

with Judith Voswinkel



◀ Do you think sometimes "so many quilts, so little time"? This sentence can take on a whole new meaning if you sign up for Kameleon quilt. Its nifty technique with 3D triangles inserted between blocks and buttoned in different ways offers 1,152,921,606,846,976 possibilities and - you are


sewing only one quilt. An additional bonus: you quilt while you are constructing the piece and for those of us who don't like to make buttonholes; don't panic. No buttonholes involved. Got you interested? See you at the class.

Thursday, October 23rd 6:30-9:30pm

Thursday, October 30th 6:30-10:00pm



Thursday, November 13th 6:00-9:30pm

\$50.00 + pattern







### 32. Das Blumen with Ruth Headley

  Just the quilt for those who have a stash of scraps or lots of fat quarters. It can be made in blues for the sky, neutrals for the earth, green for the grass or golds for the fields. The appliqué is stitched on the blocks before they are assembled so this will make it easier for the those who are beginners. The flowers can be made

from those hand dyes you have been hoarding. Any size can be made. Pre-cutting is essential.

Saturday, October 25th 9:00am-4:00pm  
\$45.00 + pattern

### 33. Harmonic Convergence with Ruth Headley

  This is a pattern by Ricky Timms. Choose fabrics with movement in them to create this unusual wall hanging. I have made more than one with the same fabrics and put them together for an even more interesting effect. Precise 1/4 inch stitching is the only requirement for this cut and stitch technique.

Monday, October 27th 6:30-9:30pm  
Friday, October 31st 6:00-10:00pm  
\$45.00 + pattern

### 34. Bernina Club with Joanne Love

Please see description on page 1

Wednesday, October 29, 12:30-3:30pm or 6:30-9:30pm  
Kit fee: \$15 (after first year)

## November


### 35. Cardinal Feathered Star with Karen Mills

  Always wanted to do a feathered star but were afraid to try – this quilt is for you: Join Karen for a day jam packed with techniques. Learn to make half square triangles, use freezer paper templates, how to rotary cut diamonds and the basics of fusible web appliqué. – advanced beginner

Saturday, November 1st 9:00am-4:00pm  
\$45.00



## Quilters without Borders

 *This group of quilters meets at Bear's Paw Quilts every Thursday from 10am to 2pm to make quick quilts to donate to those in need. Come in and sew with us.*

### 36. Mystery Quilt Club 2008-09 with Joanne Love



Since last years Mystery Quilt Club was a success, we have decided to run it again with a new mystery pattern

For those of you who are not familiar with mystery quilts – it is set up so you don't know what pattern you are making until the quilt top is done which adds to the excitement. As a Mystery Club Member you will receive 1 installment each month with clearly written instructions and full colour diagrams for 7 months of total suspense for a true quilting adventure! You will have the option of picking your own fabrics or you can purchase a kit assembled specifically for this event. Club members will get together the 1st Saturday of the month to receive and discuss their Mystery Installment. Refreshments will be served while we chat. Come and join the fun while Joanne leads you through the secretive journey each month.

Quilt Pattern: **QUILTER'S DOUBLE CROSS**

by Border Creek Station Company

Two Quilt Sizes: Lazy Lap 58" x 73" and  
Quaintly Queen 102" x 102"

Skill Level: Experienced Beginner and up

Two Border Options: Choose Plain or Pieced

Saturday get togethers: 1:00pm

November 1st; December 6th 2008; January 3rd;  
February 7th; March 7th; April 4th; May 2nd, 2009  
\$20.00 + Fabric Kit (optional)

### 37. Sew Far Behind



with Karen Mills

Please see description # 9

Sunday, November 2<sup>nd</sup> 10:00am-4:00pm  
\$15.00


### 38. Machine Quilting 1

with Ruth Headley

  Learn the basics of good machine quilting. We start with straight line quilting and then we drop the feed dogs and begin free motion quilting. Once you have started, all you need is practice, practice, practice.

Monday, November 3rd 6:30-9:30pm  
Thursday, November 6th 6:00-10:00pm  
\$45.00

### 39. Fibre Play - Thread Flowers & Landscapes 1 with Dahn Castleman

 The first of two classes that will blow you away. Students will create their own free motion machine embroidered flowers and foliage. Using only the straight stitch and zigzag stitch, a variety of stitch techniques for flowers, foliage, grass and trees will be practiced. Clear, step by step instructions with a number of pictures will be provided. This class is required for the Landscapes 2 class.

Tuesday, November 4th 6:30-10:00pm  
1 class - \$25.00 + kit fee  
2 classes - \$45.00

#### 40. Family Circle Fabric Frames

with Vanessa Falle

A unique use for embroidery hoops turns a blank wall into a showcase for spectacular fabrics and precious photos. Learn how you can use a few simple tricks & techniques in Vanessa's Family Circle class to embellish the walls in your home — change them every season if you like! These are a great gift item too! So much fun to make and simple to make them match just about any decor.

Thursday, November 6th 6:30-10:00pm

\$45.00

#### 41. Mastering your BSR

with Joanne Love

What is a BSR? . . . . . it is that special foot or sometimes called the "thing-a-ma-jig" that came with your new Aurora 440QE machine called a Bernina Stitch Regulator which you have probably set aside for when you have more time. Well, the time has come to get it out of the box and start getting some of those tops quilted. Join Joanne for an evening of instruction and inspiration to get you started and loving it!

Friday, November 7th 6:00-9:00pm

Pre-requisite: 440QE Aurora Sewing Machines

\$25.00



#### 42. Christmas Wreath

with Ruth Headley

This is an ideal class to learn paper piecing. It creates a precise design and the pattern is adaptable to any season of the year.

Small enough to get finished quickly and it would make an excellent gift.

Saturday, November 8th 10:00am-4:00pm

\$45.00 + pattern

#### 43. Table Runner III Christmas Cracker

with Karen Mills



Looking for a fast and easy Christmas gift — look no further! Pre-cutting will ensure you have a completed top ready to take home. For speedier quilters pre-cut enough fabric for several tops and take home several Christmas gifts ready to quilt.

Beginner, good for quilt starters

Monday, November 10th

6:30-10:00pm

1 class - \$30.00 + pattern

2 classes - \$45.00



#### 44. Bernina Embroidery & Software Club

with Joanne Love

Please see description # 2

November 12th 6:00-9:30pm

#### 45. Falling Snow Retreat



This is our luxury retreat at the Inn on the Lake out at Marsh Lake. Restricted numbers mean that you must sign up as soon as possible. Some room sharing is necessary.

More details at the shop.

Friday, November 14<sup>th</sup> 9:00am to

Sunday, November 16<sup>th</sup> 3:00pm

\$270.00

#### 46. Double Pinwheel

with Terry Funk

This is an old favorite quilt that you can make from wall hanging size to king size, small blocks or large blocks, scrappy or elegant...lots of choices! This quilt looks complicated with all its triangles but there's a great technique used that makes it very simple. Great for confident beginners to experienced quilters.

Saturday, November 15th

9:00am-4:00pm

\$45.00



#### 47. Fibre Play - Thread Flowers & Landscapes 2

with Dahn Castleman

Pre-requisite: Thread Flowers and Landscapes 1

Utilizing skills learned from class 1, students will produce a free motion machine embroidered landscape on silk. Examples and instructions will be offered on how to use your own photos to create your own personalized embroidery scenes.

Tuesday, November 18th 6:30-10:00pm

1 class - \$25.00 + kit fee

#### 48. Booklet on a Ropelet

with Mary Hudgin

This little book on a silk necklace string is a lovely addition to your library and your wardrobe. The fabric cover can be embellished with beads and stitching. See samples for a variety of design and finishing. There should be time in this class to make 2 books. All materials and equipment are provided.

Tuesday, November 18th 6:30-10:00pm

\$55.00

#### 49. Machine Quilting-2 The Big Quilt

with Ruth Headley



So you have done a few table runners and wall-hangings, now it is time to move on to the big quilt. Bring one to the class and we will learn how to handle it, straight stitching first then free motion.

Wednesday, November 19th 6:30-10:00pm

\$30.00

## 50. QuiltStart

with Ruth Headley

  Please see description #

Introduction to Quilting:

Thursday, November 20th 6:30-9:30pm

QuiltStart: Tuesday, November 25th 6:30-9:30pm

Thursday, November 27th 6:00-10:00pm

\$55.00

## 51. Seasonal Club



with Joanne Love

  Please see description # 15

Friday, November 21st - Christmas Panel

## 52. Woven Tiles

with Ruth Headley

  This quilt needs precise 1/4 inch seams and consistent stitching then it's a breeze: It looks difficult and dramatic when it's quite easy. Any size can be made.

Suitable for confident beginners.

Saturday, November 22nd

9:00am-4:00pm

\$45.00 + pattern

## 53. Bernina Club

with Joanne Love

Please see description on page 1

Wednesday, November 26

12:30-3:30pm or 6:30-9:30pm



Kit fee: \$15 (after first year)



## December

## 54. Table runner IV Patio lights

with Ruth Headley

  Suitable for beginners. This will be ideal for that Christmas gift, you can certainly get it finished for this Christmas. You can choose place mats or a table runner. In this class you will learn how to make a Denali strip. Pre-cutting is essential.



Monday, December 1st 6:30-10:00pm

1 class \$30.00 + pattern

## Artist Gallery Night

with Dahn Castleman

Class members strut their stuff on this night. This is an opportunity for students to display and explain their art work pieces created from any prior class.

Details and additional information will be available at the Shop.

Everyone is encouraged to come and see what incredible pieces have been developed.

Wednesday, December 3rd 6:30-9:30pm

## Mystery Quilt Club 2008-09

with Joanne Love

Please see description # 36

Saturday, December 6th 1:00pm

## 55. Sew Far Behind

with Carol Smith

Please see description # 9

Sunday, December 7th 10:00am-4:00pm

\$15.00

## 56. Bernina Embroidery & Software Club

with Joanne Love

Please see description # 2

December 10th

## 57. BPQ Christmas Party

We will be holding a Christmas party in the shop on Saturday 13th December. Please come and join us for a few hours to celebrate the season. It will be the official opening of the Fibre Play Show and there will be refreshments served. We will also be celebrating important birthdays of some of our staff.

Saturday, December 13th

## 58. Bernina Club

with Joanne Love

Please see description on page 1

Wednesday, December 17

12:30-3:30pm or 6:30-9:30pm

Kit fee: \$15 (after first year)

## We Are Going Green

After using up our current supply of plastic bags we will next use up our paper bags. By then you will have gotten organized with cloth bags. In preparation



for this we have had printed a cute supply of fabric bags. Check them out.





## Class credits

We are now offering you the opportunity to earn 1/2 price and even free classes. Each class you attend will give you points towards this goal. This is in addition to the free metres of fabric you can earn by using your BPQ fabric card.

◆◆◆◆ 3 points = 1/2 price class

◆◆◆◆◆◆ 6 points = 1 free class

The points do not carry forward from one teaching session to the next, but your free class can be used or saved.

**What the symbols mean.**

 = freshman level class       = 1 point

 = sophomore level class       = 1/2 point

### **BPQ School Presentations**

Freshman level

When you enrolled in QuiltStart you were automatically entered in Bear's Paw Quilt School. I recorded your classes and at our 4th Birthday party in February 2008 the first quilters were awarded with their Freshman Level Certificates. it was a surprise to some, others had been aware and had worked hard to fulfill the criteria.

**Congratulations to:**

- \* Susanne Barva
- \* Hope Hartley
- \* Louise Legault
- \* Lee Pugh
- \* Susan Rae
- \* Karen Russell
- \* Cheri Seaman
- \* Judith Voswinkel

They now are working for the Sophomore Level, the criteria are listed in this newsletter.

Watch out for YOUR invitation to a BPQ function in the future.

~ Ruth

Get  
what you  
really want  
for Christmas this year.



watch for BPQ's  
Gift Certificate Registry

As Christmas approaches we will have a gift registry card available for you to fill out for your friends and family to refer to. Nothing is too large or too small to go on your list.



### **Skills Yukon**

*This is our organization to promote trades and technology in youth.*

*Ruth is running Quilting Skills Yukon with a small group of girls on Thursday afternoons.*

*Come in and see us sometime.*

*For more information:*

[www.skillsyukon.com/programs/quilting.html](http://www.skillsyukon.com/programs/quilting.html)

## BERNINA<sup>+</sup>

Artista 730 and 730  
with embroidery module.

oooh!



aaah!


We are your Bernina source.

**BEAR'S PAW  
QUILTS**



## Bear's Paw Quilt School

Starting in 2007 we opened our Bear's Paw Quilt School. It is initially for the benefit of the beginners, to organize and encourage them to make as much progress as possible in their quilt skills. Begin with QuiltStart and aim for the BPQ freshman level. When you sign up for QuiltStart you automatically start on the route towards the freshman level. Upon completion of QuiltStart you will receive a certificate listing your new skills. Even if it takes a year to get your quilt finished for the completed quilt photo, that's ok. After that your portfolio has really started.

For each class you attend, that is marked with a BPQ freshman symbol , you will receive a certificate and a photo and you move another step towards the freshman level. There is no set sequence for attending the required classes. There is no time limit, go slow and take years, or speed ahead and try for a year. Later we will publish BPQ graduate level requirements.

To achieve BPQ Freshman level you must fulfill these criteria:

- \* Attend QuiltStart - class time of 10 hours
- \* Attend a class that uses triangles in the design
- \* Attend a class to learn paper piecing
- \* Attend a Level 1 colour class
- \* Attend a class that includes fusible web
- \* Attend a class that uses flannel fabric
- \* Attend at least one traditional piecing class
- \* Machine quilt a minimum of three small quilts (table runner, wall hanging, baby quilt)
- \* The Freshman level must total 52 hours of teaching, (QuiltStart plus 6 more classes.)
- \* Keep records of your quilt projects for your portfolio.

To achieve BPQ Sophomore level you must fulfill these criteria in formal classes.

Attend a class that includes:

- \* Pieced border
- \* Curved piecing
- \* Unusual binding--scalloped / inn'y corners
- \* Bias binding
- \* Complex paper/ foundation piecing
- \* Hand work      Hand quilting
- Hand piecing - 2 of these
- Hand applique
- \* Unusual ruler
- \* Machine quilting I
- \* Machine quilting II
- \* Colour class II
- \* Sashing
- \* Mitered borders
- \* Cornerstones
- \* Diagonal construction
- \* Denali strip
- \* Rows and columns construction
- \* Partial seams
- \* Simple embellishment
- \* Simple machine embroidery
- \* Stained glass
- \* Sophomore quilt class: I
- II
- III
- \* Raw edge appliqué:      Straight stitch
- Zig zag/ satin
- Blanket stitch
- \* Keep records of your quilt projects for your portfolio.



**LANTERN MOON BASKETS**



**Quilt and Craft hangers in seasonal motifs.**



**They're a great way to display your new creations.**



**Come to Bear's Paw Quilts and see our selection.**

## Bear's Paw Quilts - Workshop Policies

Classes are open on a first come basis. When a class fills up quickly, we often put people on a wait list and schedule another class.

We request that you leave babies and children at home when you come to a class. Teens are welcome in all our classes.

You are not officially registered until you have paid. GST will be added to class cost. You may pay for a class with Visa, MC, debit card, cash or use your class points.

**Cancellation:** In the event you cannot attend a class that you have paid for, we will issue credit or transfer you to another class if we receive 7 days notice. If we receive less than 7 days notice, we will give you class handouts, but no refund can be given.

**Class Minimum:** Normally a class must have 3 students.

**Sewing Machines:** Please bring your own machine in good working order. An instruction manual for the machine is essential. Don't forget to bring extra machine needles. BPQ does have one Bernina sewing machine for rent - see our Sewing Machine Rental Policy.

**Class times:** Saturday 9:00am-4:00pm. Weekdays are 6:30-10:00pm on the first evening and 6:00-9:30pm on the second evening. The instructors and other students appreciate it when you arrive early and set up so you are ready to go promptly at the start of the class.

**Supply Lists:** are available for each class at the time of registration. Read it carefully and bring everything on the list.

**Place:** All classes are in the BPQ classroom. Ironing boards and irons are provided. 2 large cutting mats are provided. Please bring anything else you may need, and label all your personal equipment.

## FIRST THERE WAS THE JELLY ROLL



## NOW WE'VE MOVED ON TO THE LAYER CAKE.

THESE AND OTHER LOW CALORIE  
TREATS IN STORE FOR YOU AT  
**BEAR'S PAW QUILTS**



## Bear's Paw Quilts - Sewing Machine Rental Policy

- ◆ In the interest of encouraging beginners to quilt, Bear's Paw Quilts has purchased one new Bernina Activa 230 that will be available for rent.
- ◆ Cost of machine rental is \$30 per day or \$15 for half a day **or less**.
- ◆ The rental machine must be booked and paid for at the time of class registration. In the event you wish to cancel either the machine rental or the class, you will recover full credit for your payment only if we receive the cancellation **7 days before the class date**.
- ◆ At the time you book the sewing machine, you must make an appointment for a brief instruction on the use of the machine.
- ◆ The machine is kept on the shop premises at all times. You may not take it home.
- ◆ You must provide your **own thread, machine needles**, personal sewing equipment and supplies. Any bobbins that you use must be left with the machine at the end of the rental period.

**Note:** Demonstration machines are not available for use during class or at any other time. They are for demonstrating features to persons who are interested in buying a Bernina.

September

- 6<sup>th</sup> (Saturday) Sign-up day
- 7<sup>th</sup> (Sunday) Bag for all Seasons
- 9<sup>th</sup> & 13<sup>th</sup> (Tuesday/Saturday) QuiltStart 1.
- 10<sup>th</sup> (Wednesday) Bernina Embroidery & Software Club 2.
- 13<sup>th</sup> (Saturday) Mystery Quilt Reveal Party
- 14<sup>th</sup> (Sunday) BIG SALE
- 15<sup>th</sup>, 16<sup>th</sup> (Monday/Tuesday) Daytime QuiltStart 3.
- 15<sup>th</sup> (Monday) Table Runner-1-With a Twist 4.
- 16<sup>th</sup>, 22<sup>nd</sup>, 30<sup>th</sup> (Tuesday/Monday/Tuesday) Reversible Quilts 5.
- 16<sup>th</sup> (Tuesday) Quick Fabric Journal 6.
- 17<sup>th</sup> (Wednesday) April Bernina Club
- 18<sup>th</sup>, 25<sup>th</sup>, 18<sup>th</sup>, October (Thursday/Thursday/Saturday) Pine Burr 7.
- 19<sup>th</sup>, 20<sup>th</sup>, 21<sup>st</sup> (Friday/Saturday/Sunday) Falling Leaves Retreat 8.
- 20<sup>th</sup> (Saturday) Wallflowers
- 21<sup>st</sup> (Sunday) Sew Far Behind 9.
- 23<sup>rd</sup> (Tuesday) Fibre Play - All Boxed In 10.
- 24<sup>th</sup> (Wednesday) Bernina Club 11.
- 26<sup>th</sup> & 11<sup>th</sup> October (Friday/Saturday) Oven Mitts and Tea Cozy 12.
- 27<sup>th</sup> (Saturday) Gypsy Girl 13.
- 27<sup>th</sup> (Saturday) Seasons Mini Albums 14.
- 28<sup>th</sup> (Sunday) Seasonal Club 15.
- 29<sup>th</sup> (Monday) Playing with Colour 16.

October

- 1<sup>st</sup>, 2<sup>nd</sup>, 6<sup>th</sup>, 15<sup>th</sup> (Wednesday/Thursday/Monday/Wednesday) One Block Wonder 17.
- 3<sup>rd</sup>, 10<sup>th</sup>, 26<sup>th</sup> (Friday/Friday/Sunday) Sweet Potato Pie 18.
- 4<sup>th</sup> (Saturday) Flower Chain 19.
- 7<sup>th</sup> (Tuesday) Fibre Play - Making Stamps 20.
- 8<sup>th</sup> (Wednesday) Bernina Embroidery Club 21.
- 9<sup>th</sup> (Thursday) Hand Quilting 22.
- 9<sup>th</sup> (Thursday) Vintage Spool Album 23.
- 14<sup>th</sup>, 22<sup>nd</sup>, 24<sup>th</sup> (Tuesday/Wednesday/Friday) QuiltStart 24.
- 16<sup>th</sup> & 5<sup>th</sup> November (Thursday/Wednesday) Hand Embroidered Christmas Pillow 25.
- 17<sup>th</sup> (Friday) Seasonal Club 26.
- 19<sup>th</sup> (Sunday) Sew Far Behind 27.

- 20<sup>th</sup> (Monday) Table Runner-2-Roses 28.
- 21<sup>st</sup> (Tuesday) Fibre Play - Painted Fabric 29.
- 21<sup>st</sup> (Tuesday) Canvas Journal/Photo Album 30.
- 23<sup>rd</sup>, 30<sup>th</sup>, 13<sup>th</sup> November (Thursday/Thursday/Thursday) Kameleon 31.
- 25<sup>th</sup> (Saturday) Das Blumen 32.
- 27<sup>th</sup> & 31<sup>st</sup> (Monday/Friday) Harmonic Convergence 33.
- 29<sup>th</sup> (Wednesday) Bernina Club 34.

November

- 1<sup>st</sup> (Saturday) Cardinal Feathered Star 35.
- 1<sup>st</sup> (Saturday) Mystery Quilt Club 2008/09 36.
- 2<sup>nd</sup> (Sunday) Sew Far Behind 37.
- 3<sup>rd</sup> & 6<sup>th</sup> (Monday/Thursday) Machine Quilting 38.
- 4<sup>th</sup> (Tuesday) Fibre Play - Thread Flowers and Landscapes 1 39.
- 6<sup>th</sup> (Thursday) Family Circle Fabric Frames 40.
- 7<sup>th</sup> (Friday) Mastering your BSR 41.
- 8<sup>th</sup> (Saturday) Christmas Wreath 42.
- 10<sup>th</sup> (Monday) Table Runner-3-Christmas Cracker 43.
- 12<sup>th</sup> (Wednesday) Bernina Embroidery Club 44.
- 14<sup>th</sup>, 15<sup>th</sup>, 16<sup>th</sup> (Friday-Sunday) Falling Snow Retreat 45.
- 15<sup>th</sup> (Saturday) Double Pinwheel 46.
- 18<sup>th</sup> (Tuesday) Fibre Play - Thread Flowers and Landscapes 2 47.
- 18<sup>th</sup> (Tuesday) Booklet on a Ropelet 48.
- 19<sup>th</sup> (Wednesday) Machine Quilting II The Big Quilt 49.
- 20<sup>th</sup>, 25<sup>th</sup>, 27<sup>th</sup> (Thursday/Tuesday/Thursday) QuiltStart 50.
- 21<sup>st</sup> (Friday) Seasonal Club 51.
- 22<sup>nd</sup> (Saturday) Woven Tiles 52.
- 26<sup>th</sup> (Wednesday) Bernina Club 53.

December

- 1<sup>st</sup> (Monday) Table Runner-4-Patio Lights 54.
- 3<sup>rd</sup> (Wednesday) Fibre Play show opens
- 6<sup>th</sup> (Saturday) Mystery Quilt Club 2008/09
- 7<sup>th</sup> (Sunday) Sew Far Behind 55.
- 10<sup>th</sup> (Wednesday) Bernina Embroidery Club 56.
- 13<sup>th</sup> (Saturday) BPQ Christmas Party 57.
- 17<sup>th</sup> (Wednesday) Bernina Club 58.

Saturday Savers

"plan for great saving"

September

Sept. 6	Books & Patterns	15%
Sept. 13	Notions	15%
Sept. 14	Storewide	10%
	Batiks	30%
	Table	50%
Sept. 20	Threads	15%
Sept. 27	Fat Quarters	buy 3 get 1 free

October

Oct. 4	Moda marbles/Fusions	15%
Oct. 11	Flannels	15%
Oct. 18	Gifts	15%
Oct. 25	Patterns	15%

November

Nov. 1	Fat Quarters	buy 3 get 1 free
Nov. 8	Bernina accessories	10%
Nov. 15	Buggy Barn/woven	15%
Nov. 22	Batiks	15%
Nov. 29	Notions	15%

December

Dec. 6	Christmas Fabric	15%
Dec. 13	Oriental	15%
Dec. 20	Books	15%
Dec. 24	Storewide	10%

Happy Holidays