


BEAR'S PAW QUILTS



100 - 2093 2nd Avenue, Whitehorse, Yukon, Canada Y1A 1B5

Phone: (867) 393-BEAR (2327)

www.bearspawquilts.com

Class Sign-up day is Saturday, January 3rd
Refreshments are available and it's always an entertaining day.
Classes fill quickly - don't be disappointed.

NEWSLETTER

January 2009

Happy New Year! If you are reading this in December, I hope you have a good and fulfilling Christmas holiday and if you are already in January, I hope all went well and everyone was cheerful and satisfied.

We had a great fall season, classes well attended, some great quilts made and 2 very successful retreats. A record number attended the September Haines Junction Retreat. 38 of us travelled to the Junction from Calgary, Alberta; Haines, Alaska; Smithers, B.C.; Hay River, N.T.; and of course from here in Whitehorse. We had a pillowcase challenge on the Friday night, which produced some lovely results. The pattern is available free at the shop.

At our Falling Snow Retreat at Inn on the Lake we had a different Friday night challenge - a two fabric Goody Bag. These small projects that we have been doing lately have been fun. If you have to desire to organize one, please step forward. Jean Anderson lead us at the Birthday Retreat doing a cute scrap bag flower wall hanging. The results were good for gifts and for fund raising donations.

We all like new ideas, so if you have a good one, please share it with us.


Yet again I would like to thank the staff for all their hard work. Happy quilting.

~ Ruth

January

1. QuiltStart

with Ruth Headley

 This class is designed for those who have no experience in quilting, or for those who want to get back to basic skills. The class has two components: Introduction to Quilting where you learn about the basic equipment and materials needed as well as learning about your machine, and QuiltStart where you will make a table runner in the Rail Fence design. This class provides the rudiments of quilting and prepares you to work on any number of projects afterward. This class is comprised of 12 hours of class time and probably 10 hours of extra sewing to complete the project.

Introduction to Quilting:

Tuesday, January 6th 6:30-9:30pm

QuiltStart:


Tuesday, January 13th 6:30-9:30pm

Thursday, January 15th 6:00-10:00pm

\$55.00

2. Daytime Quiltstart

with Ruth Headley

 Please see description # 1

Introduction to Quilting:

Tuesday, January 6th 6:30-9:30pm

QuiltStart:

Monday, January 19th 10:00am-4:00pm


Tuesday, January 20th 10:00am-4:00pm

\$55.00



3. One Block Wonder Restart

with Ruth Headley

 This is a short session for all those people who attended the One Block Wonder class. With 3 full classes already held and lots of progress made, most people left with the designed quilt on their design wall. If you are still at that stage here is the class for you. Bring it along and I will get you restarted on the final stitching as well as show how to make the tumbling blocks we made in the third class after Maxine Rosenthal's second book came out.

Thursday, January 8th 6:00-10:00pm

\$10.00

Mystery Quilt Club 2009

with Joanne Love

Join your fellow Mystery Quilt members for a monthly meeting to share information on the secret project that will not be revealed to you — because it's TOP SECRET! At each meeting you will be able to pick up the next installment to solve the - **QUILTER'S DOUBLE CROSS** - a mystery quilt pattern by Border Creek Station.

Remember... points are awarded for participation and you could have another entry or two for the prize at the end of the year.

Saturday get togethers: 12:00-1:00pm

January 10th; February 7th; March 14th; April 4th;

May 2nd; and June 6th, 2009

Refreshments will be served.



4. Bag Club

with Sheila Parkin and Ruth Headley

Sheila is one of our bag queens and we have devised a monthly club. Joining the club provides you with monthly basic instructions on our chosen bag as well as the bag pattern and the fabric at 25% off.

Saturday, January 10th 1:00-3:00pm
\$10.00 to join club for the season.

5. Bernina Embroidery & Software Club

with Joanne Love

✦ This monthly class is for all owners of Bernina Sewing & Embroidery Units. This is also a hands-on class that covers all aspects of the embroidery machine and software levels. Sometimes we work on a project, sometimes we cover software; but we always cover the newest and latest in these wonderful machines. The class has been changed to take place on a Sunday, rather than a weeknight, in the hopes that it will accommodate your busy schedules and be more relaxing.

Pre-requisite: Bernina Sewing Machine with Embroidery Unit and laptop.

Sundays, 11:00am-3:00pm

January 11th, February 8th, March 15th, April 5th
\$45.00*

*1-year free with purchase of machine at BPQ

6. Needle Punch

with Lise Merchant

✦ Join Lise in learning how to do the easy technique of needle punch. You will quickly learn how to master the skill and the resulting piece will be fabulous. An ideal technique for those on the move; it's lightweight and transportable.

Wednesday, January 14th 6:30-9:30pm
\$25.00 + pattern

**JELLY ROLLS
CHARM SQUARES
LAYER CAKES**



**PRE-CUT
TO GET YOUR
QUILTS COOKIN'**

*see our classes-
35, 36, 40 & 43
for great projects*

7. All Cooped Up

with Ruth Headley

✦ Not my usual style but it is so cute I couldn't resist making it. It is made using piecing only and would be ideal for beginners, and be just the correct size to practice your machine quilting.



The sample is made in the traditional fabrics, I also made a single block in wild unusual fabrics. Good for using up scraps too.

Saturday, January 17th 9:00am-4:00pm
\$45.00 + pattern

8. Sew Far Behind

with Ruth Headley

What an opportunity this is, a whole day to get to grips with some of those unfinished projects, it's quiet, lots of space, no distractions and a teacher on hand to help you work out those problems...and all for a fabulous price.

Sunday, January 18th 10:00am-4:00pm
\$15.00

9. Magic Tiles


with Terry Funk

✦ This is a great fat quarter quilt that resembles stained glass. You can make either a nice lap size or go big by doubling the number of fat quarters and blocks.

Monday, January 19th 6:30-10:00pm
Saturday, January 24th 9:00am-4:00pm
\$55.00 + pattern

Bear's Paw Quilt School

Starting in 2007 we opened our Bear's Paw Quilt School. It was initially for the benefit of the beginners, to organize and encourage them to make as much progress as possible in their quilt skills. When you sign up for QuiltStart you automatically start on the route towards the BPQ Freshman Level. Upon completion of QuiltStart you will receive a certificate listing your new skills. Even if it takes a year to get your quilt finished for the completed quilt photo, that's ok. After that your portfolio has really started.

For each class you attend, that is marked with a BPQ Freshman symbol , you will receive a certificate and a photo and you move another step towards the Freshman Level. There is no set sequence for attending the required classes. There is no time limit, go slow and take years, or speed ahead and try for a year. We will publish BPQ graduate level requirements later.

Fibre Play Classes

Just one more round of classes and then Dahn and Ruth need to regroup.

The more you sign up for	1 class - \$25.00
the better the deal you get.	2 classes - \$45.00
	3 classes - \$60.00
	4 classes - \$70.00

10. Fibre Play - Contemporary Landscape Bag

with Dahn Casselman

◆ Inspired by Ineke Berlyn who was inspired by artist Ton Shulten, this class will produce a contemporary design on a tote bag. Using the "slash and burn" technique, you will create appliques that no one else will have and everyone will want. Clear and easy instructions will be provided.

Tuesday, January 20th 6:30-10:00pm \$25.00

11. Quick Fabric Journal

with Mary Hudgin

Choose a fabric from the plethora of fat quarters at Bear's Paw Quilts and handmade paper from the wide selection provided and create a journal that can be used for writing or photos. These handmade books are sewn together with linen threads, using beads to decorate the spine. You will be introduced to the basic vocabulary of bookbinding. All the materials and equipment are provided.

Tuesday, January 20th 6:30-10:00pm
\$50.00

■ To achieve BPQ Freshman Level you must fulfill these criteria:

- * Attend QuiltStart - class time of 10 hours
- * Attend a class that uses triangles in the design
- * Attend a class to learn paper piecing
- * Attend a Level 1 colour class
- * Attend a class that includes fusible web
- * Attend a class that uses flannel fabric
- * Attend at least one traditional piecing class
- * Machine quilt a minimum of three small quilts (table runner, wall hanging, baby quilt)
- * The Freshman level must total 52 hours of teaching, (QuiltStart plus 6 more classes.)
- * Keep records of your quilt projects for your portfolio.

Class credits

We are now offering you the opportunity to earn 1/2 price and even free classes. Each class you attend will give you points towards this goal. This is in addition to the free metres of fabric you can earn by using your BPQ fabric card.

◆◆◆ 3 points = 1/2 price class

◆◆◆◆◆◆ 6 points = 1 free class

The points do not carry forward from one teaching session to the next, but your free class can be used or saved.

What the symbols mean.

 = freshman level class ◆ = 1 point

 = sophomore level class ◆◆ = 1/2 point

Table Runner Club

More fun variations and techniques.


To ensure that they can be done in one night we ask that you do your cutting before the class, then we can have them quilted and bound by the next class.

Same deal on the prices the more you do the better the deal you get..

Join us for:	1 class - \$30.00
	2 classes - \$45.00
	3 classes - \$60.00
	4 classes - \$70.00 + pattern(s)

12. Table runner I - On Point

with Ruth Headley

 Using printed fusible grid this table runner is really easy to make, again another one night class where you will leave with the top finished. All cutting is done before class to ensure we get finished. Ideal for beginners. It is suitable for feature fabric and can be adapted to place mats too.




Wednesday, January 21st 6:00-10pm

\$30.00 for 1 class or \$70.00 for 4 classes + pattern(s)

■ To achieve BPQ Sophomore Level you must fulfill these criteria in formal classes.





Attend a class that includes:

- * Pieced border
- * Curved piecing
- * Unusual binding--scalloped / inn'y corners
- * Bias binding
- * Complex paper/ foundation piecing
- * Hand work Hand quilting
- * Hand piecing - 2 of these
- * Hand applique
- * Unusual ruler
- * Machine quilting I
- * Machine quilting II
- * Colour class II
- * Sashing
- * Mitered borders
- * Cornerstones
- * Diagonal construction
- * Denali strip
- * Rows and columns construction
- * Partial seams
- * Simple embellishment
- * Simple machine embroidery
- * Stained glass
- * Sophomore quilt class: I
 II
 III
- * Raw edge appliqué: Straight stitch
 Zig zag/ satin
 Blanket stitch
- * Keep records of your quilt projects for your portfolio.



13. Spin Wheel



with Karen Mills

    These spinning wheels are easy to piece and addictive. Strip piecing and partial seams simplify this quilt's assembly - no set in seams! Optional appliqued border. Advanced beginner.

Thursday, January 22nd 6:30-9:30pm
Saturday, January 31st 9:00am-4:00pm
Thursday, February 19th 6:30-9:30pm
\$60.00 + pattern

14. Raggy Quilts

with Ruth Headley

  A good chance to learn how to handle flannels, and practice your machine quilting. With this method you can make a large quilt, as you quilt it in small blocks. Lots of patterns to choose from, from baby to Queen size.

Tuesday, January 27th 6:30-9:30pm
Thursday, January 29th 6:00-10:00pm
\$45.00 + pattern

15. Bernina Club

with Joanne Love

Bernina Club meets once a month and the class is the best way to learn about every aspect of your Bernina sewing machine. All Bernina owners benefit - from the beginner to the expert sewer - there is always something new to learn. This is a hands-on class, bring your machine and do all the techniques yourself. The project will be on display in the shop on the first workday of each month. Seating is limited so come in and sign up early to avoid disappointment - walk-in registration only. This class is open to all Bernina sewing machines owners. If you purchased your Bernina sewing machine at BPQ you receive a free 1-year membership to the Bernina Club, a nominal kit fee will be required for all others.



You have the choice of attending from:

12:30-3:30pm or 6:30-9:30pm
Wednesdays, January 28th, February 25th,
March 25th, April 29th
Kit fee: \$15 (after first year)

February

16. Table Runner II - Easy Curves

with Ruth Headley

  Have a first try at easy curved piecing in this class. We will make place mats, but we can adapt it to a table runner if you prefer. To make it more of a learning experience we will make a reversible binding.





Wednesday, February 4th 6:30-10:00pm
1 class - \$30.00
2 classes - \$45.00
3 classes - \$60.00 + pattern(s)

Scrap Quilt Club

Lori and Ruth have decided that we simply must do something about our accumulating scraps both in the shop and in our own quilt rooms. So we have organized the start of the Scrap Quilt Club. Lori is teaching Wonky Log Cabin and Ruth is doing Stained Glass Scrap Quilt, We will organize for every one to bring in their scraps and then swap them. Only good quality cotton will be included but this is a great way to use up your scraps and have the luxury of finding new ones in other people's boxes. If you feel absolutely attached to your own scraps that's fine too. The longer you have been quilting the more scraps you will have. New quilters can share in these, and then we will feel good about the reduction of the amount we have.

17. Scrap Quilt Club - Wonky Log Cabin



with Lori Hampton

  A variation on the traditional log cabin design. This is a fast and easy way to use up scraps. This fun class can be made with foundation technique for ease of stitching. Great for beginners.

Thursday, February 5th 6:30-10:00pm
Friday, February 13th 6:30-9:30pm
\$45.00 + pattern

18. Buggy Barn crazies

with Joanne Love

  Calling all Barn Chicks!. It's time to get crazy with another Buggy Barn pattern. Choose any Buggy Barn crazy pattern, gather up your fat quarters and have fun stitching your blocks. Easy for beginners because, for the most part, there are no seams to match and all blocks are squared up after they are finished. What an easy way to become Certifiably Crazy.

Fabric Selection & Prep work:

Friday, February 6th 6:00-8:00pm

Class:

Sunday, February 22nd 10:00am-5:00pm
\$50.00 + book or pattern

Bag Club

with Sheila Parkin and Ruth Headley

Please see description # 4

Saturday, February 7th 1:00-3:00pm
\$10.00 to join club

Bernina Embroidery & Software Club

with Joanne Love

Please see description # 5

Sunday, February 8th 11:00am-3:00pm
\$45.00*

*1-year free with purchase of machine at BPQ

No more **We Have Gone Green**
bags are available so bring your own cloth bags
with you - or even better make one to use.
We have patterns too!



19. Fibre Play - Hand Play with Yarn

with Ruth Headley

✦ This time we are going to experiment with the embroidery stitch. All done by hand and you will leave with a small piece ready to frame. This stretches the notion of a basic stitch and is such fun to do. Very little is needed to complete the project.

Monday, February 9th 6:30-9:30pm

Tuesday, February 10th 6:00-9:30pm

\$45.00 - Combined with other Fibre play \$30.00

20. Playing with Colour

with Karen Mills

✦ Join us for an evening of fun as we play with fat quarters to explore colour wheel basics, intensity, tone, texture, and fabric choice.

This introductory colour theory course is perfect for the beginner or advanced beginner quilter or anyone looking to add a little colour pizzazz to their quilts.

Wednesday, February 11th 6:30-9:30pm

\$30.00

21. Seasonal Club

with Joanne Love

✦ A new year means we need to start working on new panels for the coming seasons and holidays. You will make an attractive quilt top, constructed as 3 panels to fit into a wooden window frame that can be removed and replaced for the different holidays. This project will be a perfect addition to your home to celebrate the seasons/holiday in style. There will be a vertical and horizontal design to choose from so finding the right spot in your home won't be a problem. It will be a one day class and we will cover the tips and tricks for working with fusible web and painting your wooden frame to match your home décor while working on the pattern of your choice.



Saturday, February 14th 9:00am-4:00pm

\$45.00 + pattern

Window frame purchased separately

22. Sew Far Behind

with Joanne Love

Please see description # 8

Sunday, February 15th 10:00am-4:00pm

\$15.00

Wooden Tools

by Wray Parsons

a very special gift



23. Forest of Quilts Wall Hanging

with Terry Funk

✦ This quilt is from the very popular book, "A Forest of Quilts". You can choose what kind of animals you want to put on the pieced quilt. Great techniques including various piecing and fusible web.

Monday, February 16th 6:30-9:30pm

Wednesday, February 18th 6:00-10:00pm

\$45.00 + book

24. QuiltStart

with Ruth Headley

✦ Please see description # 1

Introduction to Quilting:

Tuesday, February 17th 6:30-9:30pm

Saturday February 21st 9:00am-4:00pm

\$55.00

25. Canvas Journal/Photo Album

with Mary Hudgin

A new project for this year, the canvas cover can be decorated with beads, brads, stamping and ink drawings that coordinate with the fabric lining inside. You can choose from a 90lb paper to create a photo album or 24 lb. cotton paper to create a journal. These sturdy books are suitable gifts for children. All materials and equipment are provided. Feel free to bring buttons, brads (check your local scrapbooking store) and stamps. We will be using acrylic paints and permanent markers.

Tuesday, February 17th 6:30-10:00pm

\$60.00

26. Machine Quilting - Level 1

with Ruth Headley

✦ Learn the basics of good machine quilting. We start with straight line quilting and then we drop the feed dogs and begin free motion quilting. Once you have started, all you need is practice, practice, practice.

Monday, February 23rd 6:30-10:00pm

Thursday, February 26th 6:00-9:30pm

\$45.00

27. Fibre Play - Incredible Shrinking Thread

with Dahn Castleman

Grilon is a hot new thread being explored in Britain, leaders in the fiber world. It is a filament-style thread with no colour that shrinks when heat is applied to it. By playing around with different combinations of top threads, fabric and stitches, a wonderful range of textures can be created. This technique class will offer a variety of examples for you to try and add to.

Tuesday, February 24th 6:30-10:00pm

- 1 class - \$25.00
- 2 classes - \$45.00
- 3 classes - \$60.00

28. Bernina Club

with Joanne Love

Please see description # 14

You have the choice of attending from:

12:30-3:30pm or 6:30-9:30pm

February 25th

Kit fee: \$15.00 (after first year)

29. Happy Birthday Retreat



Book early as we always fill up fast. Fun and games and a Mary-El birthday cake. We will be 6! Yes, six years old. I can hardly believe it, can you? Come and celebrate with us even if you can't come and stitch.

Friday, February 27th 6:30pm to

Sunday, March 1st 3:00pm

\$100.00

March

30. Circles and Squares

with Ruth Headley

A stitch and fray technique makes this lap size quilt in a two colour scheme. It's easy to enlarge the pattern and fun to do. This technique could be stitched in cottons or flannels and is fat quarter friendly.

Monday, March 2nd

6:30-9:30pm

Thursday, March 5th

6:00-10:00pm

\$45.00 + pattern



31. Circles n' Circles Wall Hanging

with Karen Mills

This 9 block table topper or wall hanging is just the right sized project to learn to set in circles the 'Cut a Round' way. I'm sure that once you've tried this one you'll be on your way to making a full sized quilt.

Tuesday, March 3rd 6:30-9:30pm

Friday, March 6th 6:00-10:00pm

\$45.00 + pattern



32. Weaver Fever

with Terry Funk

This is a bargello style quilt that uses strip piecing and subcutting of the stripsets to make a very dramatic design. You can choose your size from crib to king!

Wednesday, March 4th

6:30-9:30pm

Saturday, March 7th

9:00am-4:00pm

\$50.00 + pattern

33. Scrap Quilt Club Scrappy Stained Glass Quilt

with Ruth Headley

In this class you will first design a block and then sort the fabrics by colour. This is where the swapping should come in, even small bits can be used. If you have it in your scrap bag then you once loved it and it will make this fabulous quilt. Again any size can be made. The technique is paper piecing but it goes fast as the pieces are fairly big.

Monday, March 9th 6:30-8:30pm

Tuesday, March 17th 6:30-9:30pm

Thursday, March 19th 6:00-10:00pm

\$50.00

34. Embellished Wall Hanging

with Ruth Headley

This wall hanging is made in your chosen colourway and then cut to appear as if it is curve pieced. You do need to have a selection of simple embroidery stitches on you machine to sign up for this class. Interesting yarns and threads are also used. The final piece will be quite unique.

Tuesday, March 10th 6:30-9:30pm

Thursday, March 12th 6:00-10:00pm

\$45.00



35. Table Runner III - Diamond Medley

with Ruth Headley

This table runner uses a jelly roll - well not the whole roll - so you can make several. Alternately you can cut strips from your stash. Made with traditional piecing so it is suitable for beginners.

Wednesday, March 11th 6:30-10:00pm

1 class - \$30.00

2 classes - \$45.00 + pattern(s)

Bag Club

with Sheila Parkin and Ruth Headley

Please see description # 4

Saturday, March 14th 1:00-3:00pm

\$10.00 to join club

Bear's Paw Quilts - Sewing Machine Rental Policy

- ◆ In the interest of encouraging beginners to quilt, Bear's Paw Quilts has purchased one new Bernina Activa 230 that will be available for rent.
- ◆ Cost of machine rental is \$30 per day or \$15 for half a day **or less**.
- ◆ The rental machine must be booked and paid for at the time of class registration. In the event you wish to cancel either the machine rental or the class, you will recover full credit for your payment only if we receive the cancellation **7 days before the class date**.
- ◆ At the time you book the sewing machine, you must make an appointment for a brief instruction on the use of the machine.
- ◆ The machine is kept on the shop premises at all times. You may not take it home.
- ◆ You must provide your **own thread, machine needles**, personal sewing equipment and supplies. Any bobbins that you use must be left with the machine at the end of the rental period.

Note: Demonstration machines are not available for use during class or at any other time. They are for demonstrating features to persons who are interested in buying a Bernina.

Bernina Embroidery & Software Club

with Joanne Love

Please see description # 5

Sunday, March 15th 11:00am-3:00pm

\$45.00*

**1-year free with purchase of machine at BPQ*



36. Transitions

with Karen Mills

 Perfect for Bali Pops or Jelly rolls. If you can sort your fabrics into light to dark or into two colors, you can make this stunning but easy quilt. It's a great hassle-free quilt! This pattern is made even easier with Cozy's Strip Tube Ruler!

Saturday, March 21st

9:00am-4:00pm

\$45.00 + pattern

Bear's Paw Quilts - Workshop Policies

Classes are open on a first come basis. When a class fills up quickly, we often put people on a wait list and schedule another class.

We request that you leave babies and children at home when you come to a class. Teens are welcome in all our classes.

You are not officially registered until you have paid. GST will be added to class cost. You may pay for a class with Visa, MC, debit card, cash or use your class points.

Cancellation: In the event you cannot attend a class that you have paid for, we will issue credit or transfer you to another class if we receive 7 days notice. If we receive less than 7 days notice, we will give you class handouts, but no refund can be given.

Class Minimum: Normally a class must have 3 students.

Sewing Machines: Please bring your own machine in good working order. An instruction manual for the machine is essential. Don't forget to bring extra machine needles. BPQ does have one Bernina sewing machine for rent - see our Sewing Machine Rental Policy.

Supply Lists: are available for each class at the time of registration. Read it carefully and bring everything on the list.

Place: All classes are in the BPQ classroom. Ironing boards and irons are provided. 2 large cutting mats are provided. Please bring anything else you may need, and label all your personal equipment.



Quilters without Borders

The Quilters Without Borders group meet every Thursday in the shop to make quilts for people in need in our community. Already they have given out 50 completed quilts. What a wonderful group of women they are.

37. Chili Peppers

with Ruth Headley



I was in Sedona, Arizona when I saw this quilt as a kit and decided that I must have it. When I got the pattern and discovered the unusual 3-D technique, I decided that you should have this quilt too. I really enjoyed doing it and want to share it with you.

Monday, March 23rd 6:30-9:30pm

Thursday, March 26th 6:00-10:00pm

\$45.00 + pattern

38. Fibre Play - Dessert Pincushion

with Dahn Casselman

The Japanese rocked the art world with their realistic and beautiful sweet treats. Wool and silk roving is combined with needle felting to achieve a scrumptious collection of pasties, tarts, fruits, cookies, breads and small cakes. It is expected that several treats can be produced in an evening.

Tuesday, March 24th 6:00-10:00pm

1 class - \$25.00

2 classes - \$45.00

39. Bernina Club

with Joanne Love

Please see description # 14

You have the choice of attending from:

12:30-3:30pm or 6:30-9:30pm

March 25th

Kit fee: \$15.00 (after first year)

40. Vanilla Latte

with Joanne Love



Need a quick quilt but stressed with the thought of choosing the right fabric?

Moda Layer Cakes are the perfect treat for any quilter. Each Layer Cake includes forty different 10-inch squares - just the thing for a quick quilting project that looks like you spent a lot of time choosing fabrics that are perfectly coordinated. With the use of a background and border fabric, purchased separately, you can make this lap sized quilt in no time at all and don't have to worry about leftover fabric.



Saturday, March 28th 9:00am-4:00pm

\$45.00 + pattern

41. Sew Far Behind

with Karen Mills

Please see description # 8

Sunday, March 29th 10:00am-4:00pm

\$15.00

April

Bag Club

with Sheila Parkin and Ruth Headley

Please see description # 4

Saturday, April 4th 1:00-3:00pm

\$10.00 to join club

Bernina Embroidery & Software Club

w4th Joanne Love

Please see description # 5

Sunday, April 5th 11:00am-3:00pm

\$45.00*

*1-year free with purchase of machine at BPQ

42. Machine Quilting 2 - The Big Quilt

with Ruth Headley



So you have done a few table runners and wall-hangings, now it is time to move on to the big quilt. Bring one to the class and we will learn how to handle it, straight stitching first then free motion.

Tuesday, April 7th 6:00-10:00pm

\$30.00

43. Table runner IV - Rustic Charm

with Ruth Headley



This table centre is made using Charm Squares. The industry has engineered the come back of the Charm Pack and so I have chosen a pattern that is specially designed for them. This cute little quilt is suitable for beginners.

Wednesday, April 8th 6:30-10:00pm

\$30.00 for 1 class + pattern(s)

44. Pine Burr

with Karen Mills



Don't be afraid of this quilt. Karen has great techniques to teach including paper piecing, curved piecing and V seams to create a variation of a classic quilt. Learn to make your own templates for rotary cutting and how to use a regular ruler to cut an odd shape. Fabric requirements are provided for 9 star, 12 star and 20 star variations.

Thursday, April 9th 6:30-9:30pm

Monday, April 20th 6:30-9:30pm

Saturday, May 9th 9:00am-4:00pm

\$60.00



Pine Tree Quilters


- Reasonable membership fees
- Mystery Quilts
- Monthly Retreats
- Mini Workshops

Call Geana Hadley @ 667-2263 for more information.

We invite new and 'seasoned' quilters, alike to inquire about joining our fun quilting group.

45. Miniature Stained Glass - The Simple Fused Way

with Lise Merchant

 The mini's are back. Lise will be teaching her easy, fused stained glass miniatures. Choose any simple patterns of your choice except for fireweed. Kits are available.

Saturday, April 18th 9:00am-4:00pm
\$45.00

46. Sew Far Behind


with Carol Smith

Please see description # 8

Sunday, April 19th 10:00am-4:00pm
\$15.00

47. Gelatin Plate Printing

with Dahn Casselman

 This is an old technique that was used to create homemade posters before mechanical photocopying was invented. It is been rediscovered by artists who use gelatin to create mono prints. A leisurely evening will be spent exploring this printing technique using pressed flowers and leaves. The student will have a series of unique painted fabrics to take home.

Tuesday, April 21st 6:00-9:30pm
\$45.00

48. Quick Fabric Journal

with Mary Hudgin

Please see description # 11

Tuesday, April 21st 6:00-9:30pm
\$50.00

49. Melting Snow Retreat

Back to Haines Junction for our retreat this time. Always popular, so sign up soon. More details at the shop.

Friday, April 24th 9:00am to
Sunday, April 26th 3:00pm
We all make our own sleeping arrangements for this retreat so that the cost starts at about \$140.00

50. Bernina Club

with Joanne Love

Please see description # 14

You have the choice of attending from:

12:30-3:30pm or 6:30-9:30pm
April 29th

Kit fee: \$15.00 (after first year)



May

Bag Club

with Sheila Parkin and Ruth Headley

Please see description # 4

Saturday, May 2nd 1:00-3:00pm
\$10.00 to join club

51. Sew Far Behind

with Carol Smith

Please see description # 8


Sunday, May 3rd 10:00am-4:00pm
\$15.00

BERNINA+

- reliable
 - easy to use
 - outstanding quality...
- and if that isn't reason enough, we've reduced the prices on all our Activa and Aurora sewing machines.



BEAR'S PAW
QUILTS



We are your Bernina source.

January

- 3rd (Saturday) Sign Up Day
- 6th, 13th, 15th (Tuesday/Tuesday/Thursday) QuiltStart 1.
- 6th, 19th, 20th (Tuesday/Monday/Thursday) Daytime QuiltStart 2.
- 8th (Thursday) One Block Wonder - Restart 3.
- 10th (Saturday) Mystery Quilt
- 10th (Saturday) Bag Club 4.
- 11th (Sunday) Bernina Embroidery Club 5.
- 14th (Wednesday) Needle Punch 6.
- 17th (Saturday) All Cooped Up 7.
- 18th (Sunday) Sew Far Behind 8.
- 19th, 24th (Monday/Saturday) Magic Tiles 9.
- 20th (Tuesday) Fibre Play - Landscape Bag 10.
- 20th (Tuesday) Quick Fabric Journal 11.
- 21st (Wednesday) Table Runner-1 On Point 12.
- 22nd, 31st, Feb 19th (Thursday/Saturday/Thursday) Spin Wheel 13.
- 27th, 29th (Tuesday/Thursday) Raggy Quilts 14.
- 28th (Wednesday) Bernina Club 15.

February

- 4th (Wednesday) Table Runner-2 Easy Curves 16.
- 5th, 13th (Thursday/Friday) Wonky Log Cabin 17.
- 6th, 22nd (Friday/Sunday) Buggy Barn Crazyies 18.
- 7th (Saturday) Mystery Quilt
- 7th (Saturday) Bag Club
- 8th (Sunday) Bernina Embroidery Club 5.
- 9th, 10th (Monday/Tuesday) Fibre Play-Hand Play with Yarn 19.
- 11th (Wednesday) Playing with Colour 20.
- 14th (Saturday) Seasonal Club 21.
- 15th (Sunday) Sew Far Behind 22.
- 16th, 18th (Monday/Wednesday) Forest Friends 23.
- 17th, 21st (Tuesday/Saturday) QuiltStart 24.
- 17th (Tuesday) Canvas Journal/Photo Album 25.
- 23rd, 26th (Monday/Thursday) Machine Quilting-1 26.
- 24th (Tuesday) Fibre Play-Shrinking Thread 27.
- 25th (Wednesday) Bernina Club 28.
- 27th, 28th, March 1st (Friday-Sunday) Birthday Retreat 29.

March

- 2nd, 5th (Monday/Thursday) Circles and Squares 30.
- 3rd, 6th (Tuesday/Friday) Circles 'n Circles Wall Hanging 31.
- 4th, 7th (Wednesday/Saturday) Weaver Fever 32.
- 9th, 17th, 19th (Monday/Tuesday/Thursday) Scrappy Stained Glass 33.
- 10th, 12th (Tuesday/Thursday) Embellished Wall Hanging 34.
- 11th (Wednesday) Table Runner-3 Diamond Medley 35.
- 14th (Saturday) Mystery Quilt
- 14th (Saturday) Bag Club
- 15th (Sunday) Bernina Embroidery Club 5.
- 21st (Saturday) Transitions 36.
- 23rd, 26th (Monday/Thursday) Chillies 37.
- 24th (Tuesday) Fibre Play-Dessert Pincushion 38.
- 25th (Wednesday) Bernina Club 39.
- 28th (Saturday) Vanilla Latte 40.
- 29th (Sunday) Sew Far Behind 41.

April

- 4th (Saturday) Mystery Quilt
- 4th (Saturday) Bag Club
- 5th (Sunday) Bernina Embroidery Club 5.
- 7th (Tuesday) Machine Quilting-2 The Big Quilt 42.
- 8th (Wednesday) Table Runner-4 Rustic Charm 43.
- 9th, 20th, May 9th Pine Burr 44.
- 18th (Saturday) Mini Stained Glass 45.
- 19th (Sunday) Sew Far Behind 46.
- 21st Tues Fibre Play Gelatin Printing 47.
- 21st Tues Quick Fabric Journal 48.
- 24th- 26th (Friday-Sunday) Melting Snow Retreat 49.
- 29th (Wednesday) Bernina Club 50.

May / June

- 2nd (Saturday) Mystery Quilt
- 2nd (Saturday) Bag Club
- 3rd (Sunday) Sew Far Behind 51.
- June 6th (Saturday) Mystery Quilt

Saturday Savers



<i>January</i>			<i>March</i>		
Jan. 3	Class Sign-up Day		Mar. 1	BPQ's 6th Birthday	10% storewide (some restrictions apply)
	Books & Patterns	15%			
	Christmas Fabrics	25%	Mar. 8	Threads	15%
Jan. 10	Fat Quarters	buy 3 get 1 free	Mar. 15	Kids Fabric	15%
Jan. 17	Buggy Barn & Woven	15%	Mar. 22	Batiks	15%
Jan. 24	Batiks	15%	Mar. 29	Orientials	15%
Jan. 31	Threads	15%			
<i>February</i>			<i>April</i>		
Feb. 7	Notions	15%	Apr. 5	Kits	15%
Feb. 14	Valentine Sale	15%	Apr. 12	Fat Quarters	buy 3 get 1 free
Feb. 21	Layer Cakes, Jelly Rolls & Charm Squares	15%	Apr. 19	Florals	15%
Feb. 28	Flannels	15%	Apr. 26	Patterns & Books	15%
<i>Happy Quilting New Year</i>					