


BEAR'S PAW QUILTS



100 - 2093 2nd Avenue, Whitehorse, Yukon, Canada Y1A 1B5

Phone: (867) 393-BEAR (2327)

www.bearspawquilts.com

Class Sign-up day is August 29th
Classes fill quickly - don't be disappointed.

NEWSLETTER

August 2009

Welcome back home quilt friends.

We missed you, but hope you had a good holiday in the sun, and that you are back to start quilting again.

This summer was fabulous, our gardens flourished, the outdoors called and the tourists came in droves. We hope you had as good a time as we did in the shop, meeting new people and getting inspired. Nearly all the moose and bear fabric has now left the building!

And so we begin a new quilt year, classes are organized, it was difficult to get our samples done with the beautiful weather. The usual team is teaching this year: Terry, Joanne, Karen Mills, Lise, Lori, Dahn and Ruth, joined by Sally.

We hope you will come and see us on sign up day August 29th.

Sadly, Jean Anderson will be signing up elsewhere. She left the Yukon and relocated in Salmon Arm. We will really miss her exuberant, enthusiastic presence in class.

You may have noticed a few new women serving at the shop. The usual ones are still there, Terry, Sheila, Carol Smith, Joanne and myself, but we have been joined by others. Lori Hampton (who you may know from the library) has been with us quite a while and has joined our teaching team. Susan Rae can be found in the shop most Mondays, and Kim Morris on Tuesdays. Gillian McKee has joined us mostly on Wednesdays. If you don't know them introduce yourself. They are great fun to work with and will always have time to help you. I thank them all for being so supportive in the shop.

Also I thank you , our customers, who I just love working with.
~ Ruth





Table Runner Club - goes another round

with Ruth Headley and Karen Mills

Although this is a club, you are free to attend only some or all of the four classes. As before each class is only one evening and so all the cutting is done before the class. A detailed cutting instruction is given as well as the pattern and you can get plenty of help at the shop if you need it.

The more classes you enroll in the better deal that you get.

Join us for:

-  1 runner - \$30.00
-  2 runners - \$50.00
-  3 runners - \$65.00
-  4 runners - \$85.00 + patterns

These classes are ideal for beginners.




Fibre Play

with Dahn Casselman,

Ruth Headley and Sally Sheppard

We started this class in 2007 and it went so well that we have planned more sessions. Each evening a new technique is tackled, a small project is started and hopefully finished after a few hours at home. We are exploring new products that appear on the market and new uses for old products. We try to make kits where possible and provide the products that we are using. Sometimes we just play with the products, and have fun.

Join us for:

-  1 session \$30.00
-  2 sessions \$45.00
-  3 sessions \$55.00

Scrap Quilt Club


This is an idea that Lori and Ruth started working on last year, We both devised patterns, and Lori's was for sale and was very successful in that we saw the finished quilts. Mine was very time consuming and even I have not got my second one finished. Both Lori and Ruth have got another idea this time and hope that this empties out some of the scraps from your quilt space at home. If you have scraps at home and never intend using them other quilters would love to have them for their projects.

Lets share. We hope that we will continue with this scrap idea for a few more sessions.

September

1. Daytime QuiltStart

with Ruth Headley

 This class is designed for those who have no experience in quilting, or for those who want to get back to basic skills. The class has two components: Introduction to Quilting where you learn about the basic equipment and materials needed as well as learning about your machine, and QuiltStart where you will make a table runner in the Rail Fence design. This class provides the rudiments of quilting and prepares you to work on any number of projects afterward. This class is comprised of 12 hours of class time and probably 10 hours of extra sewing to complete the project.

Introduction to quilting:

Wednesday, September 2nd 6:30-9:30pm

QuiltStart


Monday, September 14th 10:00am-4:00pm

Tuesday, September 15th 10:00am-4:00pm

\$60.00

2. QuiltStart

with Ruth Headley

 Please see description # 1

Introduction to quilting:

Wednesday, September 2nd 6:30-9:30pm


QuiltStart:

Saturday, September 5th 9:00am-4:00pm

\$60.00

3. Playing with Colour - Colour 1

with Karen Mills

 Join us for an evening of fun as we play with fat quarters to explore colour wheel basics, intensity, tone, texture, and fabric choice. This introductory colour theory course is perfect for the beginner or advanced beginner quilter or anyone looking to add a little colour pizzazz to their quilts.

Wednesday, September 9th 6:30-9:30pm

\$30.00

MYSTERY QUILT CLUB

with Joanne Love

Back by popular demand..... We are offering a new mystery quilt from Border Creek Station. It is an eight month program that begins in January with your first installment of colour instructions to help you unravel the mystery. But, you need to register for the club on **August 29th** at our sign-up day to get in on the fun. The pattern allows you the choice of making a lap or queen size quilt as well as a choice between two types of borders. Fabric kits will be available for those of you who prefer to have the fabrics selected for you. Members will meet one Saturday a month for an hour to review and discuss the latest installment but all the work is done at your leisure in the comfort of your home.

Dates TBA in 2010

\$20.00



4. Fall Memories

with Joanne Love

 Here is a great pattern celebrating the fall season using the raw edge appliqué method to decorate your home. You can either make a table runner or wall hanging – your choice. This class is designed to guide you through the basics of fusible appliqué demonstrating the techniques and tools you will need in order to successfully cut and assemble a design. Embellishments and quilting ideas will also be discussed. This is a good opportunity to dig out those favorite batiks you have been collecting in wonderful fall colors.


Saturday, September 12th 9:00am-4:00pm

\$50.00 + pattern



5. Bernina Embroidery Club

with Joanne Love



It is time to start showing off what these wonderful machines can do!

Joanne has listened to your suggestions and will run our fall series of embroidery club meetings with a project. The Latte Quilt has often been discussed how beautiful it is but, of course, how it is hard to devote the time in our busy schedules to commit to an entire quilt. So ...we will start with Getting the

Taste for Latte with the Lacy Heart Cushion. We will work on the pattern from the book Latte Quilt with Kerrie Hay which guides everyone from the novice to the expert, step-by-step, through the wonders of modern day technology combined with age-old traditions, to produce a truly amazing quilt (or cushion). Joanne will be there to guide you through the process from start to finish. To make it easy for you, Joanne has assembled a kit with most of the supplies you will need to complete the project so you can start right way and not have to stress over the materials.

Pre-requisite:

Aurora QE machine with embroidery unit, software and laptop.

Sundays: September 13th; October 18th;


November 15th; December 6th.

11:00am-3:00pm

\$70.00 + book + kit

6. Fibre Play I - Silk Bowl

with Sally Sheppard



 You will make a small embellished bowl from beautiful hand-dyed silk from stretched-out silkworm cocoons. Your unique bowl can be decorated with a combination of freestyle machine embroidery and beads. It helps to have a theme for your bowl, so bring some pictures of something that inspires you - your garden, seashells, coral reefs, Yukon scenery or your own drawing or design.

Thursday, September 17th 6:00-10pm

\$30.00

7. Colour Harmony Sampler - Colour 2

with Karen Mills

  Start this advanced colour course by either choosing your own colour to explore or choose one from a bag. Each month a different colour harmony will be explored around your colour through classroom discussion, fat quarter play, and pattern selection. Sew your block at home and share your success with the class next month. At the end of the year you will have completed a sample class exploring your selected colour.

September	Monochromatic
October	Analogous
November	Analogous with an Accent
December	Complementary
January	Split Complementary
February	Triple Complementary
March	Spaced
April	Triad
May	Tetrad
June	Main colour plus many

Pre-requisite: Playing with Colour or a beginner colour theory course

Saturdays: September 19th; October 17th;
November 28th; December 12th.

9:00am-12:30pm

\$80.00 for 4 sessions

8. Bags Etc. Club

with Sheila Parkin and Ruth Headley

We loved doing this last year and you appeared to love it too. So we are back making bags but we have enlarged the scope to include all sorts of patterns for the home.

The cost is \$20 to join. There will be four sessions, run as detailed demonstrations. At the end of each session you get a ticket giving you 25% off the pattern and the fabric required to complete the project. Come and join us once a month on a Saturday afternoon.

Saturdays: September 19th; October 17th;
November 28th; December 12th

1:30-3:00pm

\$20.00

9. Sew Far Behind

with Karen Mills



What an opportunity this is, a whole day to come to grips with some of those unfinished projects, it's quiet, lots of space, no distractions and a teacher on hand to help you work out those problems...and all for a fabulous price.

Sunday September 20th 10:00am-4:00pm

\$20.00

10. Machine Quilting Level 1

with Ruth Headley

  Learn the basics of good machine quilting. We start with straight line quilting and then we drop the feed dogs and begin free motion quilting. Once you have started, all you need is practice, practice, practice.

Monday, September 21st 6:30-10:00pm



Friday, September 25th 6:00-9:30pm

\$50.00



11. Blended Nines

with Terry Funk

  This fun little quilt is from the book "Blendable Curves" You'll learn a great technique that involves piecing several colour combinations of nine patches, slicing them apart on a gentle curve and mixing them up before stitching them back together! This is a very fun, forgiving pattern so don't be afraid of curves.



Tuesday, September 22nd 6:30-10pm

Tuesday, September 29th 6:00-9:30pm

\$50.00

12. Table Runner I - Raggy Circles Runner

with Ruth Headley

  Introducing raw edges to the runner club, you can work this in brushed or flannel or the regular cotton. The pattern was made in home spun but I decided to use a brighter fabric. This can be a runner or by changing the size will make a place mat, or a floor rug.

Very versatile. The book that this pattern is in is full of other wonderful ideas, that I may return to!!



Pre-cutting is essential.

Wednesday, September 23rd 6:00-10:00pm

1 runner - \$30.00

2 runners - \$50.00

3 runners - \$65.00

4 runners - \$85.00 + patterns

Mystery Quilt Club 2008/09 Reveal Party

with Joanne Love

Join your fellow Mystery Quilt club members for an afternoon of show and share. The party is for those of you who participated in our Mystery Quilt Club 2008-09. For the past 8 months you have been working patiently on **QUILTER'S DOUBLE CROSS** a Border Creek Station pattern without knowing the final design. It is time to reveal the mystery and share the results. Remember... points are awarded for attendance and you could have one more entry for the draw.

Saturday, October 24th 4:30-5:30pm ~ Refreshments will be served

BERNINA+

- reliable
 - easy to use
 - outstanding quality...
- and if that isn't reason enough, we've reduced the prices on all our Aactiva and Aurora sewing machines.



**BEAR'S PAW
QUILTS**



We are your Bernina source.

13. Hand Quilting

with Cathy Cameron



Come and learn the basics of hand quilting. Start with a small project and try out all the gadgets available to help you.

This might be just the thing for you to do while sitting and relaxing in the evenings.

Thursday, September 24th 6:30-9:30pm
\$30.00

14. Charming Baby

with Ruth Headley



This cute little baby quilt is made more interesting by the addition of Prairie Points within the quilt instead of on the edges of the quilt as is usual. It can be made with a Charm Pack making it very varied or for a more uniform look you can choose just a few fabrics. It is easily enlarged to make it suitable for a child's bed. With pre-cutting I'm sure we will get the top finished in a day. Suitable for the beginner.



Saturday, September 26th 9:00am-4:00pm
\$50.00 + pattern

15. No Time to be a Mixed Media Artist Fibre Play-Work Sessions

with Dahn Casselman and Ruth Headley

These self paced "open times" are available for the burgeoning beginner or the serious amateur who wants to do some fibre play. There is never

any pressure to create work, but Dahn and Ruth will be there as you find your own artistic path and your own voice. Collectively, we will decide what these sessions will be and what Challenges we want to do. For people wanting to try out mixed media, you are encouraged to try out the workshops offered on the week-nights then use the Sunday open time to play and practice the techniques.

****Please note**—these are not workshops or classes, but open time to continue to work on your mixed media pieces and/or work through the challenges.

Sundays: September 27th; October 25th;
November 29th; December 13th.

10:00am-4:00pm

Join us for:



1 session \$25

2 sessions \$45

3 sessions \$60

4 sessions \$ 80

16. Fibre Play II Thread Flowers & Landscapes

with Dahn Casselman

This was a hugely popular class last fall and so we are offering it again. In this short class you will learn how to make some flowers and foliage using only the straight stitch and zigzag stitch on your sewing machine. Do not be intimidated—this is easy, fun and fast! Clear step by step instructions will be provided. Already have landscape 1 or 2? A more complicated embroidery scene, along with written sheet of the stitches used will be provided.

Monday, September 28th 6:30-10:00pm
\$30.00

17. Bernina Club

with Joanne Love

It is time again to start thinking about getting back to your sewing and what better time to learn more about your Bernina sewing machine or brush up on all it has to offer. Join Joanne each month to learn new skills in using your Bernina sewing machine while making a great project. We'll cover all types of sewing and quilting techniques - there is always something for everyone. The project will be on display in the shop on the 1st business day of each month. Seating is limited so sign up early to avoid disappointment. This class is open to all owners of Bernina sewing machines. If you purchased your Bernina sewing machine at BPQ you will receive a free 1-year membership to the Bernina Club, a nominal kit fee will be required for all others.

Wednesdays: September 30th; October 28th;
November 25th; December 16th.
12:30-3:30pm or 6:30-9:30pm
Kit fee: \$20.00

October

18. Falling Leaves Retreat in Haines Junction

with Crazy Quilters



The Haines Junction retreat is later than usual, so we will be even more excited. Join us for games and fun in this fabulous venue. There is always a full house and this retreat gets full very quickly. We have 3 days of quilting, eating and being out of touch. We love every second of it.

Friday, 9:00am - Sunday, 3:00pm, October 2nd-4th
\$140.00

19. Sew Far Behind

with Joanne Love

Please see description # 9

Sunday, October 4th 10:00am-4:00pm)
\$20.00

20. QuiltStart

with Ruth Headley



Please see description # 1

Introduction to quilting:

Monday, October 5th 6:30-9:30pm

QuiltStart:

Friday, October 9th 6:30-10:00pm

Wednesday, October 14th 6:00-9:30pm

\$60.00

No more **We Have Gone Green**
bags are available so bring your own cloth bags
with you - or even better make one to use.
We have patterns too!



21. Panel Plus

with Judith Voswinkle



Are you inspired by all those beautiful panels, take them home and then don't know what to do with them? Discover how to turn those treasures into a lap or bigger by adding quick and easy "Wonder Blocks". Due to the easy cutting and piecing process this class is well suited for new quilters.

Tuesday, October 6th 6:30-10:00pm
Thursday, October 8th 6:00-9:30pm
\$50.00

22. Fibre Play III Machine Embroidered Flowers

with Sally Sheppard

Let your creativity flow as you make a 3-D floral composition with freestyle machine embroidery. Create petals and leaves with your selected rayon thread colours and then design the ideal application. The finished piece could be framed, the front of a greeting card, a brooch, or whatever your imagination suggests.

Wednesday, October 7th 6:30-10:00pm
\$30.00

23. Messenger Bag

with Joanne Love



A clean, modern shaped messenger-style bag that maximizes space while remaining sleek in it's silhouette. Whip up this great bag to transport your laptop to the office or college, or for a stylish alternative diaper bag, or just a practical spacious bag with multiple interior pockets for carrying all your stuff - and look good doing it.

Saturday, October 10th 9:00am-4:00pm
\$50.00 + pattern



24. Bargello Heart

with Terry Funk




This classic bargello quilt can be made in several different sizes but we suggest you start with the standard size. You can border this size out to a very large size if you like. This quilt is so variable.. you can make it dramatic or soft and romantic. Fabric selection is so much fun for this traditional favourite!

Tuesday, October 13th 6:30-10:00pm
Saturday, October 24th 6:00- 9:30pm
\$50.00



25. Strip Tube Pin Wheel Quilt

with Karen Mills

 Learn to make diagonally pieced Half Square Triangles a snap using the strip tube method. This quilt goes together quickly - small size makes a perfect baby gift or make it bigger.



Thursday, October 15th

6:30-10:00pm


Tuesday, October 20th

6:00- 9:30pm

\$50.00

26. Scrap Quilt Club I Diamonds are Forever

with Lori Hampton.

 Lori has been at it again ! Turn your scraps into abstract art with this fast and fun technique foundation piecing..It is slightly more complex this time round and is suitable for confident beginners and of course scrap lovers. Although the sample is a lap quilt it is easy to enlarge it.

Friday, October 16th 6:30-10:00pm

Friday, October 23rd 6:00-9:30pm

\$50.00

Bags Etc. Club

with Sheila Parkin and Ruth Headley

Please see description # 8

Saturdays: October 17th;

November 28th; December 12th

1:30-3:00pm

\$20.00 to join the club.

Bernina Embroidery Club


with Joanne Love

Please see description # 5

Sunday, October 18th 11:00am-3:00pm

27. Table Runner II - The Jelly Roll Braid

with Ruth Headley

 A quick and easy runner that can be made from the left over strips from a JR or from your own combination of fabrics. This runner can be made any size and the more strips you have the longer it gets and it's easy to quilt, so you can make them as gifts ready for Christmas. This is also a good pattern to use to make seasonal runners to customize your table. Pre-cutting is essential.

Wednesday, October 21st 6:00-10:00pm

\$30.00




1 runner - \$30.00

2 runners - \$50.00

3 runners - \$65.00 + patterns

28. Raggy Quilts

with Ruth Headley

 With our love of flannel fabric in our quilts you just have to know how to make a raggy quilt .The seams are on the outside and make a fabulously cuddly lap quilt And a perfect baby quilt.

Good for beginners, this technique gives you an opportunity to practice machine quilting on smaller pieces, and once you have the blocks put together the quilt is almost finished.

Prep and cutting:

Thursday, October 22nd 6:30-9:30pm

Saturday, October 31st 9:00am-4:00pm

\$55.00

29. No Time to be a Mixed Media Artist Fibre Play-Work Sessions

with Dahn Casselman and Ruth Headley

Please see description # 15

Sunday October 25th 10:00am-4:00pm




1 session \$25.00

2 sessions \$45.00

3 sessions \$60.00

30. Ivy Twist

with Ruth Headley

 When I saw this pattern last year I just knew that I wanted to teach it. Quite easy to construct the basic blocks this technique has folded fabrics to give the illusion of curves. These 3-D folded corners



can be hand or machine stitched, I hand stitched mine. Using one colourway on a neutral this is a dramatic quilt. Obviously you can re-size it down or up.


Monday, October 26th 6:30-10:00pm

Thursday, October 29th 6:00-9:30pm

\$50.00

31. Winding Ways

with Karen Mills

 Here's the perfect quilt for those of you who love curves and those of you who'd like to get started on curved piecing. The magic of this quilt is the interlocking circles. Choose larger blocks (easier) or smaller blocks (more challenging). Pieces are rotary cut using freezer paper templates. I'm totally addicted to this pattern and can see this one as a great stash buster.

Tuesday, October 27th 6:30-9:30pm

Saturday, November 7th 9:00am-4:00pm

\$55.00

32. Bernina Club

with Joanne Love

Please see description # 17

Wednesday, October 28th

12:30-3:30pm or 6:30-9:30pm


Kit fee: \$20.00

November



33. Advent Calendar

with Ruth Headley

 This advent calendar will be in your family for many years to come. Suitable for medium to small gifts to avoid giving the chocolate/sweetie every day. Easy to make and with a small amount of fusible this

calendar is the cutest. A good way to get rid of your scraps of Christmas fabric or we can make up a small kit to ensure you have a variety of fabrics for the pockets.

Suitable for a beginner.


Tuesday, November 3rd 6:30-10:00pm

Thursday, November 5th 6:00- 9:30pm

\$50.00

34. Folded Circle Centrepiece

with Joanne Love

 Here's something new and a great gift idea - you won't want to make just one. The project looks quilted, but is made of many layers of fabric. The layers make it a very good choice for table hot pads and centerpieces.

Fabric choices may be organized or scrappy. There will be an instructional night and time before the 2nd class to do some prep work so we can spend the second evening sewing the project.

Friday, November 6th 6:30-10:00pm

Tuesday, November 10th 6:00- 9:30pm

\$50.00 + pattern



35. Sew Far Behind

with Ruth Headley

Please see description # 9


Sunday, November 8th

10:00am-4:00pm

\$20.00

36. Tree Skirt

with Ruth Headley

 After all the jokes I have made about Canadians being the only nation to put a skirt on a tree, here I am teaching one! I really like this one that can be simple to make without appliqué but much more effective with the poinsettia flowers. Choose the traditional green and red fabrics or go wild and make it in blacks as the designer did. In our 2 evenings we should get the top finished. Suitable for beginners.

Monday, November 9th 6:30-10:00pm


Thursday, November 12th 6:00- 9:30pm

\$50.00 + pattern



37. Aim For the Stars

with Terry Funk

 Terry loves this quilt so much she brought it back for an encore presentation! Find that large print that you can't bear to cut up and a couple of co-ordinates and you're off! This variation of the Hunter's Star block is pieced in a whole new way to make this a simple quilt to make. You can choose from either 6" or 12" blocks and from two sizes for each size block. Make a lap or queen!

Saturday, November 14th 9:00am-4:00pm

\$50.00



Bernina Embroidery Club

with Joanne Love

Please see description # 5

Sunday, November 15th 11:00am-3:00pm

38. QuiltStart

with Ruth Headley

 Please see description # 1

Introduction to quilting:

Monday, November 16th 6:30-9:30pm

QuiltStart:

Tuesday, November 24th 6:30-10:00pm

Thursday, November 26th 6:00-9:30pm

\$60.00

39. Three dimensional Bush-Clover Quilt

with Judith Voswinkle

 This lovely quilt with 3D flowers is a nice combination of hand-and machine work. It is small enough to be completed in time for a very special Christmas gift and once you master the technique of how to make the flowers you might want to add them to other projects or make more blocks for a larger wall hanging.

Tuesday, November 17th 6:30-9:30pm

Thursday, November 19th 6:00-10:00pm

\$50.00



Quilters without Borders




This group of quilters meets at Bear's Paw Quilts every Thursday from 10am to 2pm to make quick quilts to donate to those in need. Come in and sew with us.



40. Table Runner III - Churn Dash

with Ruth Headley

 This is a traditional piecing pattern, good value as you get 5 patterns in one package. A chance for us to concentrate on 1/4 inch seam and any colour combination, your favourite colourway, a new line or make it seasonal. Pre-cutting is essential to ensure that the top is complete at the end of the evening.

Wednesday, November 18th 6:00-10:00pm

\$30.00



1 runner - \$30.00

2 runners - \$50.00 + patterns

41. Falling Snow Retreat

It's time for our luxury retreat at Inn on the Lake in Marsh Lake. As it is such a small work space this retreat only takes about 15 of us and it fills up super fast. If you are interested in the next one you must book early. It's hard to imagine the dark and cold that will accompany this retreat, sitting here at the computer on this sunny Sunday. I can hardly wait.



Friday, 9:00am - Sunday, 3:00pm

November 20th-22nd

\$270.00-ish



BPQ School Presentations



When you enroll in QuiltStart you are automatically entered in Bear's Paw Quilt School. I record your classes and then have the pleasure of awarding those who complete their level with a Certificate. At our Quilt School function in December 2008 we had six more graduates.

Congratulations to:

Sophomore Level

* Jean Anderson

Freshman Level

* Holly Underschultz

* Elaine Andre

* Donna Shopland

* Shannon Pearson

* Janice Lindsay

Each levels criteria are listed in this newsletter.

Watch out for YOUR invitation to a BPQ function in the future. ~ Ruth

Get
what you
really want
for Christmas this year.



watch for BPQ's
Gift Certificate Registry

As Christmas approaches we will have a
gift registry card available for you to fill out for
your friends and family to refer to.

Nothing is too large or too small to go on your list.

42. Sew Far Behind.

with Carol Smith

Please see description # 9

Sunday, November 22nd 10:00am-4:00pm

\$20.00

43. Bernina Club

with Joanne Love

Please see description # 17


Wednesday, November 25th

12:30-3:30pm or 6:30-9:30pm

Kit fee: \$20.00

44. Scrap Quilt Club II - Scrap Quilt Triangles

with Ruth Headley

 To continue with the theme of scrap quilts here is another. Years ago when I made this one I felt the true essence of quilt making was to work with scraps. Now I realize that you need to make lots of quilts with metres of fabric to actually produce scraps. I still love working with bits from previous projects. This one is made from two triangle squares. This quilt relies on the understanding of value of fabric.

Friday, November 27th 6:30-10:00pm

Monday, December 7th 6:00-9:30pm

\$50.00

Bags Etc. Club

with Sheila Parkin and Ruth Headley

Please see description # 8

Saturdays: November 28th; December 12th

1:30-3:00pm

\$20.00 to join the club.

45. No Time to be a Mixed Media Artist Fibre Play-Work Sessions

with Dahn Casselman and Ruth Headley

Please see description # 15

Sunday, November 29th 10:00am-4:00pm

Join us for:



1 session \$25

2 sessions \$45

46. Machine Quilting Level 2 - The Big Quilt

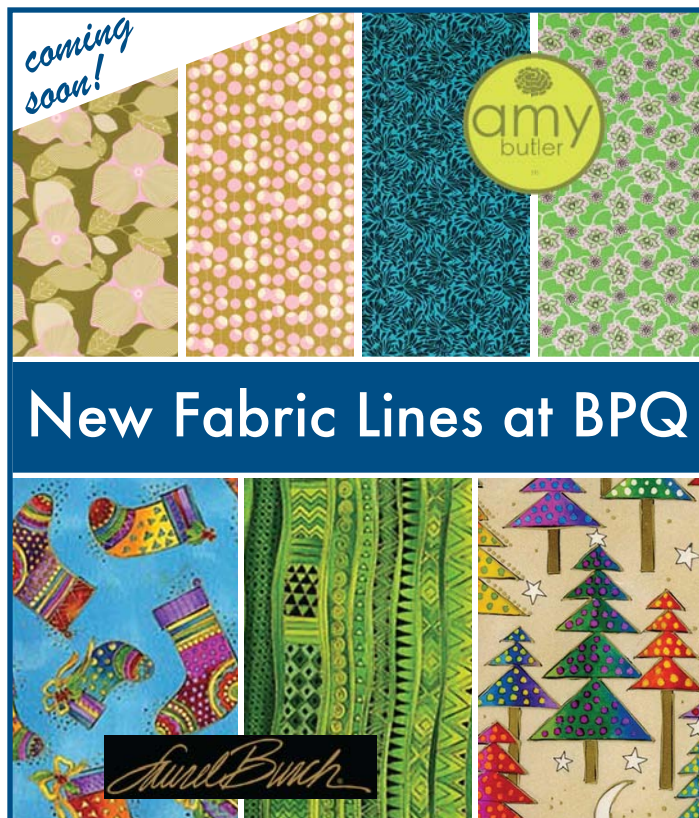
with Ruth Headley



So you have done a few table runners and wall-hangings, now it is time to move on to the big quilt. Bring one to the class and we will learn how to handle it, straight stitching first then free motion.

Monday, November 30th 6:30-10:00pm

\$30.00



New Fabric Lines at BPQ

To achieve BPQ Freshman Level you must fulfill these criteria:

- * Attend QuiltStart - class time of 10 hours
- * Attend a class that uses triangles in the design
- * Attend a class to learn paper piecing
- * Attend a Level 1 colour class
- * Attend a class that includes fusible web
- * Attend a class that uses flannel fabric
- * Attend at least one traditional piecing class
- * Machine quilt a minimum of three small quilts (table runner, wall hanging, baby quilt)
- * The Freshman level must total 52 hours of teaching, (QuiltStart plus 6 more classes.)
- * Keep records of your quilt projects for your portfolio.

We are now offering you the opportunity to earn $\frac{1}{2}$ price and even free classes. Each class you attend will give you points towards this goal. This is in addition to the free metres of fabric you can earn by using your BPQ fabric card.

   3 points = $\frac{1}{2}$ price class

    6 points = 1 free class

The points do not carry forward from one teaching session to the next, but your free class can be used or saved.

What the symbols mean.



= freshman level class



= 1 point



= sophomore level class



= $\frac{1}{2}$ point

To achieve BPQ Sophomore Level you must fulfill these criteria in formal classes.


Attend a class that includes:

- * Pieced border
- * Curved piecing
- * Unusual binding--scalloped / inn'y corners
- * Bias binding
- * Complex paper/ foundation piecing
- * Hand work
- * Hand quilting
- * Hand piecing - 2 of these
- * Hand applique
- * Unusual ruler
- * Machine quilting I
- * Machine quilting II
- * Colour class II
- * Sashing
- * Mitered borders
- * Cornerstones
- * Diagonal construction
- * Denali strip
- * Rows and columns construction
- * Partial seams
- * Simple embellishment
- * Simple machine embroidery
- * Stained glass
- * Sophomore quilt class: I
II
III
- * Raw edge appliqué: Straight stitch
Zig zag/ satin
Blanket stitch
- * Keep records of your quilt projects for your portfolio.

December

47. Coil Pots 1

with Ruth Headley

 Back by popular request, this technique has been so successful. Use up older fabrics, and with luck you have the pot finished by the end of the evening. Fabulous for gifts. Once you have made your first one you see the potential for the larger more intricate pots. Who can make the biggest one? Your machine must be able to do a zig-zag stitch


Tuesday, December 1st 6:00-10:00pm

\$30.00



48. Coil Pots 2 - The New Way

with Ruth Headley


 Aunties Two have been improving on the coil pot technique, it's more complicated but they swear the results are worth it, we will see. Hopefully some of you will want to try this update.

Thursday, December 3rd 6:00-10:00pm

\$30.00 or \$45.00 for both Coil Pot classes.

49. Chimney Charmers

with Joanne Love

 Festive foundation-pieced trees adorn a pair of Christmas stockings. Make several in seasonal colours to decorate your mantel or to give away to your favourite hostess. Great pattern for beginners who are looking for a quick project while learning a new technique.

Saturday, December 5th 9:00am-4:00pm

\$50.00 + pattern



Pine Tree Quilters

- Reasonable membership fees
- Mystery Quilts
- Monthly Retreats
- Mini Workshops

Call Geana Hadley @ 667-2263 for more information.

We invite new and 'seasoned' quilters, alike to inquire about joining our fun quilting group.

Bear's Paw Quilts - Workshop Policies

Classes are open on a first come basis. When a class fills up quickly, we often put people on a wait list and schedule another class.

We request that you leave babies and children at home when you come to a class. Teens are welcome in all our classes.

You are not officially registered until you have paid. GST will be added to class cost. You may pay for a class with Visa, MC, debit card, cash or use your class points.

Cancellation: In the event you cannot attend a class that you have paid for, we will issue credit or transfer you to another class if we receive 7 days notice. If we receive less than 7 days notice, we will give you class handouts, but no refund can be given.

Class Minimum: Normally a class must have 3 students.

Sewing Machines: Please bring your own machine in good working order. An instruction manual for the machine is essential. Don't forget to bring extra machine needles. BPQ does have one Bernina sewing machine for rent - see our Sewing Machine Rental Policy.

Supply Lists: are available for each class at the time of registration. Read it carefully and bring everything on the list.

Place: All classes are in the BPQ classroom. Ironing boards and irons are provided. 2 large cutting mats are provided. Please bring anything else you may need, and label all your personal equipment.

Bear's Paw Quilts - Sewing Machine Rental Policy

- ◆ In the interest of encouraging beginners to quilt, Bear's Paw Quilts has purchased one new Bernina Activa 230 that will be available for rent.
- ◆ Cost of machine rental is \$30 per day or \$15 for half a day **or less.**
- ◆ The rental machine must be booked and paid for at the time of class registration. In the event you wish to cancel either the machine rental or the class, you will recover full credit for your payment only if we receive the cancellation **7 days before the class date.**
- ◆ At the time you book the sewing machine, you must make an appointment for a brief instruction on the use of the machine.
- ◆ The machine is kept on the shop premises at all times. You may not take it home.
- ◆ You must provide your **own thread, machine needles**, personal sewing equipment and supplies. Any bobbins that you use must be left with the machine at the end of the rental period.

Note: Demonstration machines are not available for use during class or at any other time. They are for demonstrating features to persons who are interested in buying a Bernina.

Bernina Embroidery Club

with Joanne Love

Please see description # 5

Sunday, December 6th 11:00am-3:00pm

50. Table Runner IV - Mitred Corner

with Karen Mills

✂️ For those that missed this great technique class the first round, join Karen as she teaches this easy technique for perfect mitred borders. You'll be so pleased you'll want to use mitred borders on all your quilts. This technique works well for any angle; square, hexagonal, and octagonal. Choose a large print fabric for the centre of your table runner and complete a table runner in one evening!

Wednesday, December 9th 6:00-10:00pm

\$30.00

Bags Etc. Club

with Sheila Parkin and Ruth Headley

Please see description # 8

Saturday, December 12th 1:30-3:00pm

\$20.00

51. No Time to be a Mixed Media Artist - Fibre Play-Work Sessions

with Dahn Casselman and Ruth Headley

Please see description # 15

Sunday, December 13th 10:00am-4:00pm

Join us for:

✂️ 1 session \$25

52. Bernina Club

with Joanne Love

Please see description # 17

Wednesday, December 16th

12:30-3:30pm or 6:30-9:30pm

Kit fee: \$20.00

53. Customer Appreciation

What will happen during this event? Who knows! Come join us for food, prizes and of course a sale!

Saturday, December 19th 10:00am-5:00pm

FIRST THERE WAS THE JELLY ROLL



NOW WE'VE MOVED ON TO THE LAYER CAKE.

THESE AND OTHER LOW CALORIE
TREATS IN STORE FOR YOU AT
BEAR'S PAW QUILTS



All About Retreats

It has evolved over the years that we do early sign-up for our Quilt Retreats. Rather than waiting for class sign-up days in January and September, we begin the sign-up for these coveted getaways earlier. Don't despair, we have a board up in the shop to let you know when sign-up will begin.

Keep your eyes open for registration.

Location

Sign-up begins

Retreat Date

Haines Junction

mid-October

April

Haines Junction

mid-June

September

Inn on the Lake

June

mid-November

September

August 29th (Saturday) Sign-up day

2nd, 14th, 15th (Wednesday/Monday/Tuesday) Daytime QuiltStart 1.
 2nd & 5th (Wednesday/Saturday) QuiltStart 2.
 9th (Wednesday) Colour-1 3.
 12th (Saturday) Fall Memories Wall-hanging 4.
 13th (Sunday) Bernina Embroidery Club 5.
 17th (Thursday) Fibre Play-Silk Bowls 6.
 19th (Saturday) Colour-2 Part-1 7.
 19th (Saturday) Bags Etc. Club 8.
 20th (Sunday) Sew Far Behind 9.
 21st & 25th (Monday/Friday) Machine Quilting-1 10.
 22nd & 29th (Tuesday/Tuesday) Blended 9's 11.
 23rd (Wednesday) Table Runner 1-Raggy Circles 12.
 24th (Thursday) Hand Quilting 13.
 26th (Saturday) Charming Baby 14.
 27th (Sunday) Fibre Play-Work Sessions 15.
 28th (Monday) Fibre Play-Thread Flowers and Landscapes 16.
 30th (Wednesday) Bernina Club 17.

October

2nd, 3rd, 4th (Friday/Saturday/Sunday) Falling Leaves Retreat 18.
 4th (Sunday) Sew Far Behind 19.
 5th & 9th, 14th (Monday/Friday/Wednesday) QuiltStart 20.
 6th & 8th (Tuesday/Thursday) Panel Plus 21.
 7th (Wednesday) Fibre Play-Machine Embroidered Flowers 22.
 10th (Saturday) Messenger Bag 23.
 13th & 24th (Tuesday/Saturday) Bargello Heart 24.
 15th & 20th (Thursday/Tuesday) Strip Tube Pinwheel 25.
 16th & 23rd (Friday/Friday) Diamonds are Forever 26.
 17th (Saturday) Colour-2 Part-2 8.
 17th (Saturday) Bags Etc. Club 7.
 18th (Sunday) Bernina Embroidery Club 5.
 21st (Wednesday) Table Runner 2-JR Braid 27.

November

22nd & 31st (Thursday/Saturday) Raggy Quilts 28.
 25th (Sunday) Fibre Play-Work Session 29.
 26th & 29th (Monday/Thursday) Ivy Twist 30.
 27th & November 7th (Tuesday/Saturday) Winding Ways 31.
 28th (Wednesday) Bernina Club 32.
 3rd & 5th (Tuesday/Thursday) Advent Calendar 33.
 6th & 10th, (Friday/Tuesday) Folded Centrepiece 34.
 8th (Sunday) Sew Far Behind 35.
 9th & 12th (Monday/Thursday) Tree Skirt 36.
 14th (Saturday) Aim for the Stars 37.
 15th (Sunday) Bernina Embroidery Club 5.
 16th, 24th, 26th (Monday/Tuesday/Thursday) QuiltStart 38.
 17th & 19th (Tuesday/Thursday) 3-D Flowers 39.
 18th, (Wednesday) Table Runner 3-Churn Dash 40.
 20th, 21st, 22nd (Friday/Saturday/Sunday) Falling Snow Retreat 41.
 22nd (Sunday) Sew Far Behind 42.
 25th (Wednesday) Bernina Club 43.
 27th & December 7th (Friday/Monday) Scrappy Triangles 44.
 28th (Saturday) Colour-2 Part-3 8.
 28th (Saturday) Bags Etc. Club 7.
 29th (Sunday) Fibre Play-Work Session 45.
 30th (Monday) Machine Quilting 2-The Big Quilt 46.

December

1st (Tuesday) Coil Pots-1 47.
 3rd (Thursday) Coil Pots-2 48.
 5th (Saturday) Chimney Charmers 49.
 6th (Sunday) Bernina Embroidery Club 5.
 9th (Wednesday) Table Runner 4-Mitred Borders 50.
 12th (Saturday) Colour-2 Part-4 8.
 12th (Saturday) Bags Etc. Club 7.
 13th (Sunday) Fibre Play-Work Session 51.
 16th (Wednesday) Bernina Club 52.
 19th (Saturday) Customer Appreciation 53.

Saturday Savers

"plan" for great savings

Aug. 29th	books & Patterns	15%
SEPTEMBER		
Sept. 5th	Batiks	15%
Sept. 12th	Notions	15%
Sept. 19th	Threads	15%
Sept. 26th	Fat Quarters	4 for the price of 3
OCTOBER		
Oct. 3rd	Flannels	15%
Oct. 10th	Bernina Accessories	10%
Oct. 17th	Fabric cuts, LC. JR. CP. FP.	10%
Oct. 24th	Oriental	15%
Oct. 31st	Fabric from the bolt	15%

NOVEMBER

Nov. 7th	Fat Quarters	4 for the price of 3
Nov. 14th	Batiks	15%
Nov. 21st	Patterns & Books	15%
Nov. 28th	Gifts & Kits	15%

DECEMBER

Dec. 5th	Christmas Fabric	15%
Dec. 12th	Flannels	15%
Dec. 19th	Storewide	10%
Dec. 24	Storewide	10%

HAPPY HOLIDAYS