


BEAR'S PAW QUILTS



100 - 2093 2nd Avenue, Whitehorse, Yukon, Canada Y1A 1B5

Phone: (867) 393-BEAR (2327)

www.bearspawquilts.com

Class Sign-up day is **Saturday, January 9th**!
Refreshments are available and it's always an entertaining day.
Classes fill quickly - don't be disappointed.

NEWSLETTER

January 2010

Happy New Year to all our customers.

I hope you had a good Christmas and that Santa gave you lots of lovely stuff that you needed and some that you just wanted.

The shop opens after the Christmas break on Saturday, January 2nd and will be closed for inventory on Monday, January 4th. Once we are counted we will re-open on Tuesday, January 5th.

*Sign up for the classes will begin on **Saturday, January 9th at 10:00am.***

We had a great first half of our teaching year and look forward to the next half, so this must be the real winter and we are ready for it with some good classes.

I thank our teachers Terry, Joanne, Karen, Lise, Judith, Sheila, Sally, Dahn, Carol and Ruth. With such a talented lot we can offer a wide variety of techniques and skills that seem to satisfy your needs, traditional techniques as well as newer quilts and projects.

In the shop we have had a few changes. Sheila has had foot surgery and has been away for a while but will thankfully have a fast recovery and return soon. We miss her. In the meantime Lee Pugh has stepped into the breach. Bernice Ovens has joined us on a more permanent basis and she fits in real well.

Thanks to everyone, staff and customers who makes the shop a nice place to be.

~ Ruth

Scrap Quilt Club





with Terry Funk and Ruth Headley

This session, Terry is doing a scrap quilt and Lori is having a session off. I am also doing another one, even though I have made several already my own scraps seem to be growing rather than shrinking. I guess I need to make more and bigger scrap quilts. I already have the next one ready in my head! We have scraps for sale at the shop, 50c for an ounce and then you are encouraged to bring your scraps and exchange them with other students. The patterns that Lori designed are for sale and the students who took her class were very keen and we have seen lots of finished quilts. Well done scrap quilters!

Table Runner Club - again!

with Karen Mills and Ruth Headley

There seems that there is a never ending supply of patterns that I need to teach. Although this is called a club you are quite welcome to attend just some of the classes. The more you attend the better the deal. The class is only for one evening and so all the cutting is done before the class. You are given a detailed cutting sheet with your pattern and can get lots of help at the shop if you need it. Classes are ideal for beginners. The more classes you enroll in the better deal that you get. Join us for:

-  1 runner - \$30.00
-  2 runners - \$50.00
-  3 runners - \$65.00
-  4 runners - \$80.00 + patterns

These classes are ideal for beginners.

Mini Monthly

with Terry Funk and Ruth Headley

Terry and Ruth have decided that it is time to return to this idea. Every month there will be a kit appropriate to that month.

The project is made to fit on a slanted sign holder and the initial one will only cost \$15. If you bring in the finished project on the 2nd Saturday of the month the next one will be half price. As usual we will keep the new kit hidden until the day it is for sale. You only need to buy one sign holder as every month you replace the mini quilt. We will continue this for the whole year, even through the summer.





Fibre Play

with Dahn Casselman and Sally Sheppard

We started this class in 2007 and it went so well that we have planned more sessions. Each evening a new technique is tackled, a small project is started and hopefully finished after a few hours at home. We are exploring new products that appear on the market and new uses for old products. We try to make kits where possible and provide the products that we are using. Sometimes we just play with the products, and have fun.

Join us for evening sessions only:


-  1 session \$30.00
-  2 sessions \$50.00
-  3 sessions \$65.00
-  4 sessions \$65.00

January

1. Bernina Embroidery & Software Club

with Joanne Love

◆ This monthly class is for all owners of Bernina Sewing & Embroidery Units. This is also a hands-on class that covers all aspects of the embroidery machine and software levels. Joanne guides everyone from



the novice to the expert with step-by-step instructions working through a project. This spring the class will continue to work on block patterns from the book - Latte Quilt with Kerrie Hay to produce a truly amazing quilt or cushion. Joanne will be there to lead you through the process from start to finish.

Pre-requisite: Bernina Sewing Machine with Embroidery Unit and laptop

Sundays: January 10th; February 14th;
March 7th; April 11th.

11:00am-3:00pm

\$60.00

2. Cinnamon & Nutmeg

with Terry Funk

◆ You've been asking for another Fat Quarter Quilt from Terry and here it is. This lap quilt is from "More Laps From Fats". Have fun gathering 15 fat quarters to make this scrappy triangle and four patch delight. Great for the confident beginner or advanced quilter.

Tuesday, January 12th 6:30-10:00pm

Friday, January 15th 6:00-9:30pm

\$50.00

3. Daytime QuiltStart

with Ruth Headley

◆ This class is designed for those who have no experience in quilting, or for those who want to get back to basic skills. The class has two components: Introduction to Quilting where you learn about the basic equipment and materials needed as well as learning about your machine, and QuiltStart where you will make a table runner in the Rail Fence design. This class provides the rudiments of quilting and prepares you to work on any number of projects afterward. This class is comprised of 12 hours of class time and probably 10 hours of extra sewing to complete the project.

Introduction to Quilting:

Wednesday, January 13th 6:30-9:30pm

QuiltStart:

Monday, January 18th 10:00am-4:00pm

Tuesday, January 19th 10:00am-4:00pm

\$60.00



4. QuiltStart

with Ruth Headley

◆ Please see description # 1

Introduction to Quilting:

Wednesday, January 13th 6:30-9:30pm

QuiltStart:

Saturday, January 23rd 9:00am-4:00pm

\$60.00

5. Colour Harmony Sampler - Colour 2

with Karen Mills

◆ To start this advanced colour course you either chose your own colour to explore or chose one from a bag. Each month a different colour harmony will be explored around your colour through classroom discussion, fat quarter play, and pattern selection. Sew your block at home and share your success with the class next month. At the end of the year you will have completed a sample class exploring your selected colour.

January Split Complementary

February Triple Complementary

March Spaced

April Triad

May Tetrad

June Main colour plus many

Pre-requisite: Playing with Colour or a beginner colour theory course

Saturdays: January 16th; February 6th; March 6th;
April 10th; May 1st; June 5th.

9:00am-12:30pm

\$90.00 for 6 sessions

MYSTERY QUILT CLUB

with Joanne Love

Join your fellow Mystery Quilt members for a monthly meeting to share information on the secret project that will not be revealed to you — because it's TOP SECRET! At each meeting you will be able to pick up the next installment to solving the

Quilters Courtyard

- a mystery quilt pattern by Border Creek Station. Remember... points are awarded for participation and you could have another entry or two for a prize at the end of the year.

Saturdays:

January 16 • February 6 • March 6

April 10 • May 1 • June 5

2:00-3:00pm

\$20.00



6. Fibre Play - Contemporary Landscapes

with Dahn Casselman

✦ This workshop is designed for those interested in mixed media pictorial quilts, but who are unsure of where to begin. You will be guided through the processes of designing, stitching and embellishing your landscape quilt through the use of raw edge appliqué, and quilt-as-you-go techniques. We will make paper towel mountains, wrapping paper lakes and thread trees to name but a few mixed media techniques. Time permitting, participants will learn how to paint their own fabrics. Please see the finished piece for colour ideas. **Note:** spray adhesives, fusible web products and paint will be used during the class.

Sunday, January 17th 10:00am-4:00pm
\$50.00

7. Four Season's Bear Paw

with Karen Mills

✦ Floating points on this Bear Paw pattern provides a new twist to a traditional quilt design. This pattern can be made in a totally scrappy or planned version. Each version is wonderful. Fabric requirements are provided for wall, lap, twin or queen. Pre-cutting is essential.

Tuesday, January 19th 6:30-9:30pm
Saturday, January 30th 9:00am-4:00pm
\$50.00

8. Table Runner I - Twist & Turn

with Ruth Headley

✦ A fairly simple table runner to start, ideal if you have a feature fabric to show off. All cutting of fabric is done before class so that we can get the top finished in the one evening. Help will be given if you are unsure about cutting. Ideal for beginner quilters or for those who want to make quick gifts.

Wednesday, January 20th 6:00-10:00pm
1 runner - \$30.00
2 runners - \$50.00
3 runners - \$65.00
4 runners - \$80.00 + patterns

9. Raggy Quilts

with Ruth Headley

✦ With our love of flannel fabric in our quilts you just have to know how to make a raggy quilt. The seams are on the outside and make a fabulously cuddly lap quilt ... and a perfect baby quilt.

Good for beginners, this technique gives you an opportunity to practice machine quilting on smaller pieces, and once you have the blocks put together the quilt is almost finished.

Prep and Cutting:

Thursday, January 21st 6:30-9:30pm
Tuesday, January 26th 6:30-10:00pm
Thursday, January 28th 6:00-9:30pm
\$55.00



10. Buggy Barn Crazies

with Joanne Love

✦ Calling all Barn Chicks! It's time to get crazy with another Buggy Barn pattern. Choose any Buggy Barn crazy pattern, gather up your fabric and have fun stitching your blocks. Easy for beginners because, for the most part, there are no seams to match and all blocks are squared up after they are finished. What an easy way to become Certifiably Crazy.

Fabric Selection & Prep Work:

Friday, January 22nd 6:00-8:00pm
Class: Sunday, January 31st 10:00-5:00pm
\$50.00 + book / pattern of your choice

11. Sew Far Behind

with Karen Mills

What an opportunity this is, a whole day to come to grips with some of those unfinished projects. It's quiet, lots of space, no distractions and a teacher on hand to help you work out those problems...and all for a fabulous price.

Sunday, January 24th 10:00am-4:00pm
\$20.00

12. Star Dance

with Ruth Headley

✦ This started life as a table runner but once I had read the dimensions I realized it would make a fabulous wall hanging. With our spectacular winter skies it is an ideal hanging for every Northern home or for that gift when the winter visitor to town is ready to leave. The designer had made it with a pale background but I could not resist the night sky. In this class you will learn partial seams and a Denali strip.

Monday, January 25th 6:30-10:00pm
Friday, January 29th 6:00-9:30pm
\$50.00

Quilters without Borders



This group of quilters meets at Bear's Paw Quilts every Thursday from 10am to 2pm to make quick quilts to donate to those in need. Come in and sew with us.

13. Bernina Club

with Joanne Love

Bernina Club meets once a month and the class is the best way to learn about every aspect of your Bernina sewing machine. All Bernina owners benefit, from the beginner to the expert sewer. . . . there is always something new to learn. This is a hands-on class, bring your machine and do all the techniques yourself. The project will be on display in the shop on the first workday of each month. Seating is limited so come in and sign up early to avoid disappointment – walk-in registration only. This class is open to all Bernina sewing machines owners. If you purchased your Bernina sewing machine at BPQ, you receive a free 1-year membership to the Bernina Club. A nominal kit fee will be required for all others.

Wednesdays: January 27th; February 24th;

March 31st; April 21st.

12:30-3:30pm or 6:30-9:30pm

Kit fee: \$15.00 (after first year)

BERNINA⁺

February

14. Fibre Play I - Soy Batik

with Dahn Casselman

✂️ Come and try the exciting new 21st century approach to the ancient art of batik. Soy wax is a great alternative to petroleum based waxes - there are no toxic fumes, it can be done indoors and it is water-soluble. Using common household tools, pigments and brushes we will create unique and spectacular 'batik' fabrics.

Limited enrollment, so book early.

Monday, February 1st 6:00-10:00pm

\$30.00



15. One Block Wonder

with Ruth Headley

✂️ This really is the last time to do this fabulously dramatic quilt, so do not delay making the decision.

Prep: Tuesday, February 2nd 6:30-9:30pm

Class: Thursday, February 4th 6:30-10:00pm

Thursday, February 11th 6:00-9:30pm

\$60.00 + book



No more

bags are available so bring your own cloth bags with you - or even better make one to use.

We have patterns too!

We Have Gone Green



16. Beginners Hand Appliqué

with Joanne Love

✂️ Learn to needle turn appliqué the "Piece O' Cake Way" and find out why so many people enjoy this technique. This class will teach you how to make easy templates, how to make and use an



overlay for appliqué and the invisible appliqué stitch used by the authors of the New Appliqué Sampler. A simple yet attractive pattern from the book has been selected to introduce you to hand appliqué focusing on different techniques: cutaway appliqué, curves, inner points, outer points. Upon completion of the block it can be made into a wonderful wall hanging or pillow. Once you have learned the easy way – it's a piece of cake!

Wednesday, February 3rd 6:00-9:30pm

Wednesday, March 3rd 6:00-9:30pm

\$50.00 + book

17. Granny Squares

with Joanne Love

✂️ Love the look of old quilts but don't want all the work of making templates or quilting the top? Here is a quilt that is constructed using only 1 block pattern, no sashing required, resulting in an interesting design when the blocks are sewn together. The bonus is that you sew the fabric to a marked flannel square making quilting an option at the end. Accurate piecing is very easy to achieve with the method and you can easily make your quilt any size. Whether you desire 1930 reproduction fabrics or floral, this pattern can be adapted to suit your taste and it is great for using up scraps.

Fabric Selection & Prep Work:

Friday, February 5th 6:00-8:00pm

Class:

Saturday, February 13th 9:00am-4:00pm



\$50.00 + pattern





18. Miniature Stained Glass - The Simple Fused Way

with Lise Merchant



  The mini's are back. Lise will be teaching her easy, fused stained glass miniatures. Choose any simple patterns of your choice except for fireweed. Kits are available.

Sunday, February 7th 10:00am-5:00pm

\$50.00 + pattern

19. Machine Quilting Level 2 - The Big Quilt

with Ruth Headley



  So you have done a few table runners and wall-hangings, now it is time to move on to the big quilt. Bring one to the class and we will learn how to handle it. Pre-requisites: Must have attended Level 1. Confidence in free motion quilting.

Monday, February 8th 6:30-10:00pm

\$30.00

20. Scrap Quilt Club I - Scrappy Lattice

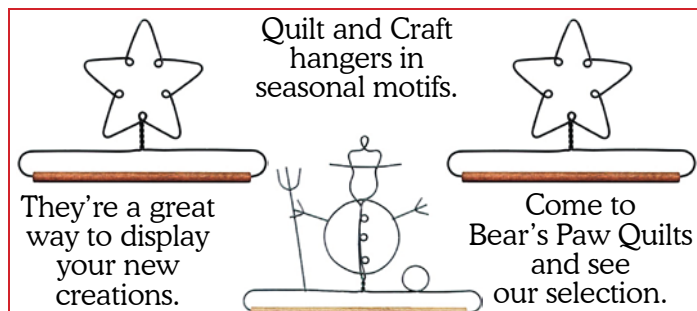
with Terry Funk

  This floral quilt is one of our Scrap Club quilts this season and will help you make a dent in your floral fabric collection. You can choose to make a lap or bed size quilt. From Terry Martin's book, "Focus on Florals". Once you have your fabrics sorted and cut, this quilt goes together quite simply.

Tuesday, February 9th 6:30-10:00pm



Saturday, February 20th 9:00am-4:00pm

\$60.00 + book



21. Table Runner II - Spring Flowers

with Ruth Headley

  This class is a good opportunity to learn how to paper piece while making a cute spring table runner. All cutting must be done before the class to ensure that the top will be complete in the one evening.

Good for beginners.

Wednesday, February 10th 6:00-10:00pm

\$30.00



1 runner - \$30.00

2 runners - \$50.00

3 runners - \$65.00 + patterns

Bernina Embroidery & Software Club



with Joanne Love

Please see description # 1

Sunday, February 14th 11:00am-3:00pm

22. Fibre Play II - Gladiator Cuffs

with Sally Sheppard

  Rich jewel tones of fabric, thread and beads will give an elegant old-world look to your machine embroidered and hand embellished gladiator cuff (bracelet). This is pure fun and there is no limit to the looks that can be achieved. If making a piece of jewelry is not your thing, then consider these small works of art as miniature wall hangings. These small treasures are ideal for gifts or for you to make your own fashion statement.



Monday, February 15th, 6:30-10:00pm

\$50.00

All About Retreats

It has evolved over the years that we do early sign-up for our Quilt Retreats. Rather than waiting for class sign-up days in January and September, we begin the sign-up for these coveted getaways earlier. Don't despair, we have a board up in the shop to let you know when sign-up will begin. Keep your eyes open for registration.

Location

Sign-up begins

Retreat Date

Haines Junction

mid-October

April

Haines Junction

mid-June

September

Inn on the Lake


June

mid-November



23. Amazing

with Ruth Headley

 Learn the piecing technique on a wall hanging and then you could make any size you want. Made in two colours only this is a dramatic quilt. With the large blocks this will go together really fast and could be enlarged into a lap quilt very easily. Good for beginners.


Tuesday, February 16th 6:30-10:00pm

Thursday, February 18th 6:00-9:30pm

\$50.00

24. QuiltStart

with Ruth Headley

 Please see description # 1

Introduction to Quilting:

Wednesday, February 17th 6:30-9:30pm

QuiltStart:

Tuesday, February 23rd 6:30-10:00pm

Thursday, February 25th 6:00-9:30pm

\$60.00

25. Sew Far Behind

with Joanne Love


Please see description # 10

Sunday, February 21st 10:00am-4:00pm

\$20.00

26. Fibre Play III - Creating with Lutradur

with Sally Sheppard

 Here is a chance to explore one of the most versatile and innovative products available today. Lutradur is a cross between fabric and paper. It is a strong material that won't fray, plus it can be melted, painted and heavily embellished, among other treatments. We will explore some of the possibilities Lutradur offers to take our mixed media creations in new directions. Be prepared to experiment and try a variety of techniques.

Monday, February 22nd 6:30-10:00pm

\$50.00

27. Bernina Club

with Joanne Love

Please see description # 12

Wednesday, February 24th

12:30-3:30pm or 6:30-9:30pm

Kit fee: \$20.00

28. Happy Birthday Retreat

Can you believe that we are 7 years old? So we need to celebrate with a party and a retreat. We will of course have a delicious Mary-El Kerr birthday cake for everyone to share and a three day retreat. The sale table will be replenished and we will stitch to our hearts content.

Friday, February 26th 9:00am to

Sunday, February 28th 3:00pm

\$100.00-ish



BERNINA+

- reliable
- easy to use
- outstanding quality



BEAR'S PAW
QUILTS



We are your Bernina source.

March

Bernina Embroidery & Software Club


with Joanne Love

Please see description # 1

Sunday, March 7th 11:00am-3:00pm

29. QuiltStart

with Ruth Headley

 Please see description # 1

Introduction to Quilting:

Monday, March 1st 6:30-9:30pm

QuiltStart:

Tuesday, March 9th 6:30-10:00pm


Thursday, March 11th 6:00-9:30pm

\$60.00



30. Vegetable Garden Patch

with Ruth Headley

 The snow may still be on the ground but we can start our garden now. How lovely it will look in the kitchen to remind us of the months ahead. Make as much of the pattern as you like. If you want to learn how to paper piece now is the time, before the real garden takes all your time.


Tuesday, March 2nd 6:30-10:00pm

Thursday, March 4th 6:00-9:30pm

\$50.00 + pattern

31. Inchie Quilts

with Judith Voswinkle

 No time to make a big quilt? Check out the latest development in the Quilting World! Inchie Quilts are just what the name implies. One inch quilts which you can embellish to your hearts content and then apply to a larger background (quilt). If working with a one inch piece of fabric is a bit too small for your liking, you can make 1.5 inch or 2 inch squares. This is also a good opportunity to use those charm squares you saved for that special project, try out embroidery stitches and any other technique you wanted to test, but not on a big block or quilt.


Monday, March 8th 6:30-10:00pm

Friday, March 12th 6:00-9:30pm

\$50.00

32. Table Runner III - Serenity

with Ruth Headley

 We will start with a single colour lattice that intertwines giving an under and over motion. Perfect for a larger print feature fabric and a coordinating fabric. Next time round try two coordinating fabrics for an even more effective look. Lots of cutting prior to class so we are ready for stitching and then it is hoped that we will get the top finished in the one evening.

Wednesday, March 10th 6:00-10:00pm

\$30.00




1 runner - \$30.00

2 runners - \$50.00 + patterns

33. Trip Around the World - Working in Flannels

with Ruth Headley

 Both the samples are worked in flannel, and this would be an ideal chance to try out stitching flannels. You get two patterns for the price of one in this class. The traditional Trip Around the World will be taught, but you may work with smaller squares of 2 1/2 inches or with larger 4 1/2 inch squares and actually make a double Trip. Six fabrics are used in each of these flannel quilts. Good for beginners.



Saturday, March 13th 9:00am-4:00pm

\$50.00 + pattern

34. Sew Far Behind

with Carol Smith


Please see description # 10

Sunday, March 14th 10:00am-4:00pm

\$20.00

35. Monochromatic Embellishment

with Ruth Headley

 Just choose a colour and we can start from there. A small amount of various fabrics and then we start cutting. The embellishment will include simple machine embroidery couching, bead work and use of textured yarns.


Tuesday, March 16th 6:30-10:00pm

Thursday, March 18th 6:00-9:30pm

\$50.00

36. Needle Punch

with Lise Merchant

 Join Lise in learning how to do the easy technique of needle punch. You will quickly learn how to master the skill and the resulting piece will be fabulous. An ideal technique for those on the move; it's lightweight and transportable.

Wednesday, March 17th 6:30-10:00pm

\$30.00 + pattern



37. Petit Four

with Ruth Headley

✂️ A chance to use the Layer Cake that you bought on an impulse and now need to use. This pattern was devised with the Layer Cake in mind, and it is another easy and quick quilt to make. Only add borders and you will be delighted by the result. At the shop we will be making Layer Cakes with Batiks for you to use in this project.

Saturday, March 20th 9:00am-4:00pm

\$50.00

38. Fibre Play - Painting With Thread



with Dahn Casselman

✂️ A very popular workshop, this class explores free motion machine embroidery using only the straight and zigzag stitch! You will use your skills as an artist to draw with the sewing machine and make a unique and personalized scene. It is a fast paced and exciting class that will give you enough tools to go home and make original textile art using your threads as paint. Students should be comfortable with free-motion quilting and know their sewing machine. Confident beginners or intermediate users would enjoy this class the most.



Sunday, March 21st 10:00am-4:00pm

\$50.00

**BPQ School News**

We have had quite a few graduates at the freshman level and one at sophomore level. I really have been lax about the school but promise to mend my ways and get more organized. By early in the new year I will have filed all the previous classes and have individual sheets on everyone so you can see your progress. By the time we are celebrating our birthday there should be some more graduates. Now I have made a timetable I must put this at the top of my priority list.

~ Ruth



39. Wiggly Worms / Slithery Snakes

with Ruth Headley

✂️ I made this quilt several years ago for a child and have wanted to share the pattern for some time. Using all those lovely brights and a bit of applique and you have an interesting quilt for a child. If your recipient doesn't like snakes then it can be a wiggly worm quilt.

Tuesday, March 23rd 6:30-10:00pm

Thursday, March 25th 6:00-9:30pm

\$50.00

40. Energized

with Karen Mills

✂️ The minute I saw this fabulous fat quarter quilt pattern I knew I had to make this dynamic yet easy quilt. The pattern involves only two colour families graduating from light to dark. And what could be simpler than strip piecing. The pattern is for a wall quilt but I've made the sample bigger. I've included fabric requirements for the larger size for those that like me just had to make it bigger! Pre-cutting and sewing strata are required prior to the class.

Saturday, March 27th 9:00am-4:00pm

\$50.00

41. Snow Dyes

with Dahn Casselman

In 2005 an online dye group, of which I am a member, created this technique of 'snow dyes'. We have played with this technique many times since then and it is offered here at Bears Paw Quilts for the first time. This day long class will look at fabric preparation, which snow actually works the best, how to batch the snow-fabric and finally we will make some fabulous dyed fabrics that will be the envy of all your friends. This is crazy fun and best of all, no experience is required!

Sunday, March 28th 10:00am-4:00pm

\$50.00

42. Machine Quilting - Mastering your BSR

with Joanne Love

⚡ Time to master your BSR. What is a BSR?? it is that special foot or sometimes called the "thing-a-ma-jig" that came with your new Aurora 440QE machine called a Bernina Stitch Regulator which you have probably set aside for when you have more time. Well, the time has come to get it out of the box and start getting some of those tops quilted. Join Joanne for an evening of instruction and inspiration to get you started and loving it!



Monday, March 29th 6:00-9:00pm

Pre-requisite: 440/450QE Aurora Sewing Machines
\$30.00

43. Playing with Colour - Colour 1

with Karen Mills

🧵 Join us for an evening of fun as we play with fat quarters to explore colour wheel basics, intensity, tone, texture, and fabric choice. This introductory colour theory course is perfect for the beginner or advanced beginner quilter or anyone looking to add a little colour pizzazz to their quilts.

Tuesday, March 30th 6:30-9:30pm

\$30.00

44. Bernina Club

with Joanne Love

Please see description # 12

Wednesday, March 31st

12:30-3:30pm or 6:30-9:30pm

Kit fee: \$20.00

BERNINA⁺

April

45. Scrap Quilt Club II - Mary's Triangles

with Ruth Headley

🧵 I shall teach the Mary's Triangle method of making a shaded four patch and then we can use up scraps left over from past quilts. We all have bits - remains of fat quarters and strips we cut and didn't use, so now is the chance to use them up. Once the blocks are made there is a variety of ways to put them together. The choice will be yours. I have made a crib quilt but you can upsize very easily.

Thursday, April 1st 6:30-9:30pm

Friday, April 9th 6:30-10:00pm

Monday, April 12th 6:00-9:30pm

\$60.00

To achieve BPQ Freshman Level you must fulfill these criteria:

- * Attend QuiltStart - class time of 10 hours
- * Attend a class that uses triangles in the design
- * Attend a class to learn paper piecing
- * Attend a Level 1 colour class
- * Attend a class that includes fusible web
- * Attend a class that uses flannel fabric
- * Attend at least one traditional piecing class
- * Machine quilt a minimum of three small quilts (table runner, wall hanging, baby quilt)
- * The Freshman level must total 52 hours of teaching, (QuiltStart plus 6 more classes.)
- * Keep records of your quilt projects for your portfolio.

Class credits

We are now offering you the opportunity to earn 1/2 price and even free classes. Each class you attend will give you points towards this goal. This is in addition to the free metres of fabric you can earn by using your BPQ fabric card.

🧵 3 points = 1/2 price class

🧵 6 points = 1 free class

The points do not carry forward from one teaching session to the next, but your free class can be used or saved.

What the symbols mean.

🧵 = freshman level class 🧵 = 1 point

🧵 = sophomore level class ⚡ = 1/2 point

To achieve BPQ Sophomore Level you must fulfill these criteria in formal classes.

Attend a class that includes:

- * Pieced border
- * Curved piecing
- * Unusual binding--scalloped / inn'y corners
- * Bias binding
- * Complex paper/ foundation piecing
- * Hand work Hand quilting
- * Hand piecing - 2 of these
- * Hand applique
- * Unusual ruler
- * Machine quilting I
- * Machine quilting II
- * Colour class II
- * Sashing
- * Mitered borders
- * Cornerstones
- * Diagonal construction
- * Denali strip
- * Rows and columns construction
- * Partial seams
- * Simple embellishment
- * Simple machine embroidery
- * Stained glass
- * Sophomore quilt class: I
- II
- III
- * Raw edge appliqué: Straight stitch
- Zig zag/ satin
- Blanket stitch
- * Keep records of your quilt projects for your portfolio.

FIRST THERE WAS THE JELLY ROLL



**NOW WE'VE MOVED ON
TO THE LAYER CAKE.
THESE AND OTHER LOW CALORIE
TREATS IN STORE FOR YOU AT
BEAR'S PAW QUILTS**



Pine Tree Quilters

- Reasonable membership fees
- Mystery Quilts
- Monthly Retreats
- Mini Workshops

Call Geana Hadley @ 667-2263
for more information.

*We invite new and 'seasoned' quilters, alike to inquire
about joining our fun quilting group.*

Bear's Paw Quilts - Workshop Policies

Classes are open on a first come basis. When a class fills up quickly, we often put people on a wait list and schedule another class.

We request that you leave babies and children at home when you come to a class. Teens are welcome in all our classes.

You are not officially registered until you have paid. GST will be added to class cost. You may pay for a class with Visa, MC, debit card, cash or use your class points.

Cancellation: In the event you cannot attend a class that you have paid for, we will issue credit or transfer you to another class if we receive 7 days notice. If we receive less than 7 days notice, we will give you class handouts, but no refund can be given.

Class Minimum: Normally a class must have 3 students.

Sewing Machines: Please bring your own machine in good working order. An instruction manual for the machine is essential. Don't forget to bring extra machine needles. BPQ does have one Bernina sewing machine for rent - see our Sewing Machine Rental Policy.

Supply Lists: are available for each class at the time of registration. Read it carefully and bring everything on the list.

Place: All classes are in the BPQ classroom. Ironing boards and irons are provided. 2 large cutting mats are provided. Please bring anything else you may need, and label all your personal equipment.

Bear's Paw Quilts - Sewing Machine Rental Policy

- ◆ In the interest of encouraging beginners to quilt, Bear's Paw Quilts has purchased one new Bernina Activa 230 that will be available for rent.
- ◆ Cost of machine rental is \$30 per day or \$15 for half a day **or less.**
- ◆ The rental machine must be booked and paid for at the time of class registration. In the event you wish to cancel either the machine rental or the class, you will recover full credit for your payment only if we receive the cancellation **7 days before the class date.**
- ◆ At the time you book the sewing machine, you must make an appointment for a brief instruction on the use of the machine.
- ◆ The machine is kept on the shop premises at all times. You may not take it home.
- ◆ You must provide your **own thread, machine needles**, personal sewing equipment and supplies. Any bobbins that you use must be left with the machine at the end of the rental period.


Note: Demonstration machines are not available for use during class or at any other time. They are for demonstrating features to persons who are interested in buying a Bernina.



Let your stitching be the star.
BPQ stocks these great threads:
Aurifil • King Tut • Valdani
Presencia
Marathon • Superior

46. Machine Quilting Level 1

with Ruth Headley

 Learn the basics of good machine quilting. We start with straight line quilting and then we drop the feed dogs and begin free motion quilting. Once you have started, all you need is practice, practice, practice.


Tuesday, April 6th 6:30-10:00pm

Thursday, April 8th 6:00- 9:30pm

\$50.00

47. Table Runner IV - Seminole

with Karen Mills

 Learn a basic seminole quilting pattern to complete this table runner. Fabric requirements are provided for either a short or long table runner. These table runners are easy to put together and make a wonderful gift idea. Pre cutting is essential.

Wednesday, April 7th 6:00-10:00pm

\$30.00

Bernina Embroidery & Software Club


with Joanne Love

Please see description # 1

Sunday, April 11th 11:00am-3:00pm

48. As the Wind Blows

with Terry Funk

 This generous lap quilt is made from a combination of fat quarters or a layer cake and fat quarters. It's a combination of windmill and churn dash blocks. This class is for the confident beginner or advanced quilter.

Tuesday, April 13th 6:30-10:00pm

Saturday, April 24th 9:00am-4:00pm

\$60.00



49. No Snow Retreat

with Cabin Fever Quilters

Lets hope that there really is no snow by then!!

This time we are experimenting with extending the retreat. Those of us who can get the time off work are welcome to begin the retreat at 9:00am on Thursday. Those who can't come that early can join us when they can. We will stitch until 3:00pm on Sunday. Food is provided and all the time we have a fantastic view from our sewing room. Fun and games, food and stitching all combine to make a great weekend.

See elsewhere in the newsletter for the sign up times for the 5 annual retreats. They fill up fast so non-refundable deposits are required. We always have a waiting list and often they manage to join us after late cancellations.

Thursday, 9:00am - Sunday, 3:00pm, April 15th-18th
\$140.00 + extras



50. Bernina Club

with Joanne Love

Please see description # 12

Wednesday, April 21st

12:30-3:30pm or 6:30-9:30pm

Kit fee: \$20.00

BERNINA+

51. Sew Far Behind

with Carol Smith

Please see description # 10

Sunday, April 25th 10:00am-4:00pm

\$20.00



Patterns and Samples to inspire you for NEXT Christmas!

January

9th (Saturday) sign up
 10th (Sunday) Bernina Embroidery Club 1.
 12th & 15th (Tuesday/Friday) Cinnamon and Nutmeg 2.
 13th, 18th, 19th (Wednesday/Monday/Tuesday)
 Daytime QuiltStart 3.
 13th & 23rd (Wednesday/Saturday) QuiltStart 4.
 16th (Saturday) Colour-2 5.
 16th (Saturday) Mystery Quilt Club
 17th (Sunday) Contemporary Landscapes 6.
 19th & 30th (Tuesday/Saturday) Four Season's Bear Paw 7.
 20th (Wednesday) Table Runner 1-Twist and Turn 8.
 21st, 26th, 28th (Thursday/Tuesday/Thursday) Raggy Quilts 9.
 22nd & 31st (Friday/Sunday) Buggy Barn Crazyes 10.
 24th (Sunday) Sew Far Behind 11.
 25th & 29th (Monday/Friday) Star Dance 12.
 27th (Wednesday) Bernina Club 13.

February

1st (Monday) Fibre Play 1-Soy Batik 14.
 2nd, 4th, 11th (Tuesday/Thursday/Thursday) One Block Wonder 15.
 3rd & March 3rd (Wednesday/Wednesday) Hand Applique 16.
 5th & 13th (Friday/Saturday) Granny Squares 17.
 6th (Saturday) Colour-2 5.
 6th (Saturday) Mystery Quilt Club
 7th (Sunday) Mini Stained Glass 18.
 8th (Monday) Machine Quilting 2-The Big Quilt 19.
 9th & 20th (Tuesday/Saturday) Scrappy Lattice 20.
 10th (Wednesday) Table Runner 2-Spring Flowers 21.
 14th (Sunday) Bernina Embroidery Club 1.
 15th (Monday) Fibre Play 2-Gladiator Cuffs 22.
 16th & 18th (Tuesday/Thursday) Amazing 23.
 17th, 23rd, 25th (Wednesday/Tuesday/Thursday)
 QuiltStart 24.
 21st (Sunday) Sew Far Behind 25.
 22nd (Monday) Fibre Play 3-Lutrador 26.
 24th (Wednesday) Bernina Club 27.
 26th, 27th, 28th (Friday/Saturday/Sunday) Birthday Retreat 28.

March

1st, 9th, 11th (Monday/Tuesday/Thursday) QuiltStart 29.
 2nd & 4th (Tuesday/Thursday) Garden Patch 30.
 6th (Saturday) Colour-2 5.
 6th (Saturday) Mystery Quilt Club
 7th (Sunday) Bernina Embroidery Club 1.
 8th & 12th (Monday/Friday) Inchies 31.
 10th (Wednesday) Table Runner 3-Serenity 32.
 13th (Saturday) Trip Around the World 33.
 14th (Sunday) Sew Far Behind 34.
 16th & 18th (Tuesday/Thursday) Monochromatic Embellishment 35.
 17th (Wednesday) Needle Punch 36.
 20th (Saturday) Petit Four 37.
 21st (Sunday) Painting With Thread 38.
 23rd & 25th (Tuesday/Thursday)
 Wiggly Worms & Slithery Snakes 39.
 27th (Saturday) Energized 40.
 28th (Sunday) Snow Dyes 41.
 29th (Monday) BSR 42.
 30th (Tuesday) Colour-1 43.
 31st (Wednesday) Bernina Club 44.

April

1st, 9th, 12th (Thursday/Friday/Monday) Mary's Triangles 45.
 6th & 8th (Tuesday/Thursday) Machine Quilting Level 1 46.
 7th (Wednesday) Table Runner 4-Seminole 47.
 10th (Saturday) Colour-2 5.
 10th (Saturday) Mystery Quilt Club
 11th (Sunday) Bernina Embroidery Club 1.
 13th & 24th (Tuesday/Saturday) As the Wind Blows 48.
 15th, 16th, 17th, 18th (Thursday/Friday/Saturday/Sunday)
 No Snow Retreat 49.
 21st (Wednesday) Bernina Club 50.
 25th (Sunday) Sew Far Behind 51.

May / June

1st May (Saturday) Colour-2 5.
 1st May (Saturday) Mystery Quilt Club
 5th June (Saturday) Mystery Quilt Club
 5th June (Saturday) Colour-2 5.

Saturday Savers

"plan"
for
great
savings

January

Jan. 2	Christmas fabrics	20%
Jan. 9	Books & Patterns	15%
Jan. 16	Fat Quarters	4 for the price of 3
Jan. 23	Batiks	15%
Jan. 30	Notions	15%

February

Feb. 6	Threads	15%
Feb. 13	Flannels	15%
Feb. 20	Fabric Cuts JR, LC, CP, FP	10%
Feb. 27	Birthday Sale Bernina Accessories	10%

March

Mar. 6	Fat Quarters	4 for the price of 3
Mar. 13	Oriental	15%
Mar. 20	Black & Whites	15%
Mar. 27	Notions	15%

April

Apr. 3	Books & Patterns	15%
Apr. 10	Batiks	15%
Apr. 17	Threads	15%
Apr. 24	Colour Walls	15%

Happy Quilting New Year