


BEAR'S PAW QUILTS



100 - 2093 2nd Avenue, Whitehorse, Yukon, Canada Y1A 1B5
Phone: (867) 393-BEAR (2327) www.bearspawquilts.com



Welcome, welcome, welcome!

What a great summer, a few cooler days but generally fabulous: the gardens were very productive; the tourists were happy; and Whitehorse did us proud. Everyone who came to see us was impressed by the shop and the town and all it offers. I love the tourists when they arrive in May, but by August I long for the regulars to come back, to be able to name everyone who walks down the stairs, and to feel the familiarity of our close community. So welcome back fellow quilters, fabulous customers and most importantly good friends. Let's have a good season of quilting fun.

~Ruth and the staff of BPQ

Celebration Challenge

From an idea I saw in the spring, I have devised a table runner challenge. It will culminate in December at our Customer Appreciation Party on Saturday, December 18th.

We are asking you to make a table runner to celebrate an event or occasion, and display it with props on the day for a viewers choice award. The occasion can be something concrete like a wedding anniversary or Spring or something more esoteric like learning to canoe, anything you feel like celebrating. An explanation would be good especially if it is a bit obscure, and props would really wow us.

- ❖ The table runner should be within the size 48" by 18".
- ❖ The celebration should be explained.
- ❖ Props should be added.
- ❖ The table runner must have two stars visible, in any form.
- ❖ The entries are anonymous.
- ❖ Labels must be attached to the middle of the quilt on the back.
- ❖ Entrants get 2 metres fabric at 25% off.
- ❖ The entry fee is two fat 1/4's (the collection will be one of the prizes).
- ❖ Three viewers choice prizes will be awarded.
- ❖ Entries must be in by Thursday, December 16th.
- ❖ Photos of entries will be posted on the web site, as will the results.

Tin Lizzie

My summer excitement was the purchase of a home long arm quilt machine. Do come in and say hello to her, my lovely Lizzie. By the time you read this I should know her well and the staff will be "in training". Great fun.

What's new at BPQ?

New Teaching Season

The usual crew are teaching again this year - Terry, Joanne, Karen, Lise, Lori, Carol, Sally Sheppard and Ruth. We are all enthusiastic about our chosen quilts and hope you like them as much as we do. New to our team this time are Hope Hartley and Bernice Ovens. Welcome to them.

As always the quilts will be under wraps until the night before sign-up. After they are hung, then you get to see them. This year's sign up is on August 28th. Then we begin classes the next week and on Friday, September 3rd we will hold a **New Season Sale**. The sale will start on Friday at 10am and we will stay open until 9 pm that night. As always there will be 50% off selected fabrics, lots at 30% and the remaining at 15% off.



MYSTERY QUILT CLUB 2010

with Joanne Love

Just because we are not getting together this fall doesn't mean the mystery quilt, Quilter's Courtyard, should be forgotten. I am hoping that this break will allow you to catch your breath and work on any outstanding installments you may have. It will be great if you are able to show off your finished quilt at our MQ reveal party in the New Year. If you have any questions or need a refresher on a technique, please feel free to come and see me at the shop.

Happy Quilting,
Joanne



Scrap Quilt Club





Lori and Ruth are again offering a scrap quilt each. We have scraps colour coded at the shop and we sell them by the ounce. We also have a large selection of strips of batiks from the warehouse, cut from the fabric that comes from the manufacturer. We love the idea that these scraps are used and turned into beautiful quilts. Your own scraps at home should be colour sorted, there is nothing more unattractive than a garbage bag of bits of unsorted fabrics. Once they are sorted they can be accessed easily and even swapped with others. When the finished scrap quilts are brought into the shop everyone is envious and wishes that they had made such use of their lovely leftover bits. All the previous patterns are available in the shop.

Table Runners

with Ruth Headley and Karen Mills

Another 4 table runners this season, and Karen and Ruth have chosen a really good book and taken all 4 out of it, all of them new. The book is a compilation of table runners designed by international quilters, so they are pretty fabulous. The cutting instructions will be given out in advance and all the cutting must be done before the single evening class. Hopefully then we can get the top completed.

The more classes you enroll in the better deal that you get. Join us for:

-  1 runner - \$30.00
-  2 runners - \$50.00
-  3 runners - \$65.00
-  4 runners - \$80.00 + patterns

These classes are ideal for beginners.

We Have Gone Green

No more bags are available so bring your own cloth bags with you - or even better make one to use. We have patterns too!



Quilters without Borders




This group of quilters meets at Bear's Paw Quilts every Thursday from 10am to 2pm to make quick quilts to donate to those in need. Come in and sew with us.

September

1. QuiltStart

with Ruth Headley

 This class is designed for those who have no experience in quilting, or for those who want to get back to basic skills. The class has two components: Introduction to Quilting where you learn about the basic equipment and materials needed as well as learning about your machine, and QuiltStart where you will make a table runner in the Rail Fence design. This class provides the rudiments of quilting and prepares you to work on any number of projects afterward. This class is comprised of 12 hours of class time and probably 10 hours of extra sewing to complete the project.

Introduction to quilting:

Wednesday, September 1st 6:30-9:30pm

QuiltStart

Saturday, September 11th 9:00am-4:00pm

\$55.00

2. Daytime QuiltStart

with Ruth Headley

 Please see description # 1

Introduction to quilting:

Wednesday, September 1st 6:00-9:30pm

QuiltStart



Monday, September, 13th 10:00am-4:00pm

Tuesday, September 14th 10:00am-4:00pm

\$55.00

3. Colour 2 - Colour Harmony Sampler

with Karen Mills

  Start this advanced colour course by choosing your own colour to explore and a block pattern that will repeat each month. Each month a different colour harmony will be explored around your colour through classroom discussion, fat quarter play, and shared learning. Sew your block at home and share your success with the class next month. Part 1 takes you through the first 4 sessions. Join again in January for the last 5 sessions. At the end of the year you will have completed a sample quilt exploring your selected colour.

September	Monochromatic
October	Analogous and Analogous with an Accent
November	Complementary
December	Split Complementary
January	Triple Complementary
February	Spaced
March	Triad
April	Tetrad
May	Main colour plus many

Pre-requisite: Playing with Colour or a beginner colour theory course

Saturdays: September 4th; October 2nd;

November 6th; November 27th

9:00am-12:30pm

\$80.00 for 4 sessions



4. Alaska Silhouette Sampler

with Terry Funk and Ruth Headley



This is not actually a block of the month, but is a bit similar. The quilt is designed by Brenda Hennings and is very northern themed. We will lead you through the twelve blocks and the mitered sashing in 8 sessions. You will be taught paper piecing, fusible web appliqué, curved piecing, and 3D stitching, as well as piecing. The resulting quilt is really spectacular.

Saturday, September 4th 1:00-4:00pm

Wednesday, September 15th 6:00-9:00pm

Saturday, October 2nd 1:00-4:00pm

Wednesday, October 13th 6:00-9:00pm


Saturday, November 6th 1:00-4:00pm

Wednesday, November 17th 6:00-9:00pm

Saturday, November 27th 1:00-4:00pm

Thursday, December 2nd 6:00-9:00pm

\$110.00 (paid in two parts)



5. Rolling Waves

with Terry Funk



This quilt is a modified version of the classic pattern, "Irish Chain". The designer has played around with the width of the strips used in making the nine patches to give the optical

illusion of curves where none exist. This is a two colour quilt so the fabric selection is simple! Suitable for confident beginners to advanced quilters.

Tuesday, September 7th 6:30-10:00pm

Thursday, September 9th 6:00-9:30pm

\$50.00

6. Table Runner I - Seasons of the Moon

with Karen Mills



Good heavens, the techniques that make this skinny quilt shine are pure genius - yet couldn't be easier. It's simply a matter of cutting arcs with the 'Cut-a-Round' ruler and playing around with them to create shimmering lunar shapes. This quilt uses fusible appliqué with a satin stitch finish.

Wednesday, September 8th 6:00-10:00pm



1 runner - \$30.00

2 runners - \$50.00

3 runners - \$65.00

4 runners - \$80.00 + patterns

7. Machine Quilting Level 1

with Ruth Headley



Learn the basics of good machine quilting. We start with straight line quilting and then we drop the feed dogs and begin free motion quilting. Once you have started, all you need is practice, practice, practice.

Monday, September 13th 6:30-10:00pm

Friday, September 17th 6:00-9:30pm

\$50.00



8. Kaleidoscope

with Karen Mills



Do you like circles but are not ready for curved piecing? This traditional block gives the illusion of circles but has only straight seams. Join Karen as she takes you through her techniques for making your own templates for rotary cutting, piecing precise points, and chaining piecing blocks.

Tuesday, September 14th 6:30-9:30pm

Tuesday, October 5th 6:30-10:00pm

Thursday, October 7th 6:00-9:30pm

\$55.00



9. Jello Bargello

with Ruth Headley



This quilt is my design making a double bargello from a Jelly Roll. Much easier as the initial cutting is done for you. So we can start immediately into the stitching. We already have a good variety in the shop for you to choose from and more to come. You can even cut your own strips from your stash. You must be confident in your accurate 1/4 inch seam to tackle a bargello. This is a bed quilt size.

Thursday, September 16th 6:30-10:00pm

Tuesday, September 21st 6:00-9:30pm

\$50.00

10. Winter Wonderland – Block of the Month Club

with Joanne Love



Red & white stars and snowman, pine & snowflakes - how much more winter can you get? Simple hand embroidery stitches create a wonderful quilt you will treasure for years and want to put up at the first sprinkling of snowflakes. The project combines simple hand embroidery stitches and patchwork. It can be stitched in any colour that coordinates with your fabrics. Join Joanne each month for tips and techniques for creating this great quilt. Each month we will sew a set of blocks and get started on the hand stitchery that you will be able to stitch at your leisure.

Saturdays:

September 18th; October 30th; November 20th

10:00am-3:00pm

\$90.00 + Pattern



11. Sew Far Behind

with Joanne Love

What an opportunity this is, a whole day to come to grips with some of those unfinished projects, it's quiet, lots of space, no distractions and a teacher on hand to help you work out those problems...and all for a fabulous price.

Sunday, September 19th 10:00am-4:00pm

\$20.00

12. Tribble Trouble

with Hope Hartley



This is my first time teaching a class and I am very excited about it. I have made 2 of these quilts already and find them fun and exciting to make. The first evening will be a prep night so no sewing machine will be necessary. Just bring your fabrics, cutting mat, cutter, rulers and 4 paper grocery bags. This is an excellent class for novice sewers and those that want to hone their rotary cutting skills and mastery of the 1/4 inch seam allowance.

Prep Work:

Monday, September 20th 6:30-9:30pm

Class:

Monday, September 27th 6:30-10:00pm

Tuesday, September 28th 6:00-9:30pm

\$55.00



13. No Snow Retreat

Let's hope it is still a 'No Snow' Retreat, in Haines Junction. We have now firmly booked the hall and the hotel for the Thursday, so that makes it a 4 day retreat. Those who can't make it on Thursday can come and join us on the Friday. Cost about \$140-ish plus sleeping costs. Remember as we say in each newsletter - the sign-up for the retreats happens well in advance of the regular sign-up. See the "All about Retreats" ad in this newsletter for actual sign-up dates.

Thursday, 9:00am – Sunday, 3:00pm

September 23rd - 26th

\$140 -ish



14. Bernina Club

with Joanne Love

BERNINA⁺

Learn! Get inspired! Have Fun! Bernina Club is a great way to learn more about your Bernina sewing machine or perhaps, just brush up on the features that are available to you. Each class will be a 3-hour, project-based, sit and sew session. We will learn new techniques as we complete a project! Registration begins on the first workday of each month and sign-up is in person only. Seating is limited so come in and sign up early to avoid disappointment. This class is open to all Bernina sewing machine owners. If you purchased your Bernina sewing machine at BPQ you receive a free 1-year membership to the Bernina Club, a nominal kit fee will be required for all others. Please be sure to pick up the supply list when you register so you are prepared for class.

Wednesdays: September 29th; October 27th;

November 24th; December 8th

12:30-3:30pm or 6:30-9:30pm

Kit fee: \$15.00 (after first year)

15. Many Trips Around The World

with Terry Funk

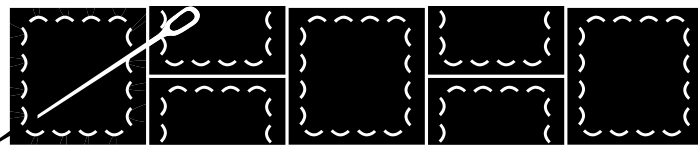


Terry can't resist the old favorite book, "Tradition With a Twist" so here we go with a great version of Trip Around The World. This quilt is suitable for confident beginners to advanced quilters. The fabric selection is half the fun!

Thursday, September 30th 6:00-9:00pm

Saturday, October 16th 9:00am-4:00pm

\$55.00



BERNINA⁺

*This is the beginning
of something beautiful.*

BERNINA 350PE / 380 / 330



*Beautiful design.
Quality you'll love.
A lifetime of inspiration.*

**BEAR'S PAW
QUILTS**





We are your Bernina source.

October

16. Scrappy African Coins

with Lori Hampton

  Gather your scraps, add some black and white and you'll love putting this scrappy African Coins together. It is fun, fast, and easy with dramatic results. Do you have Asian scraps? Try a scrappy Asian Coins - or brights, or tropical - endless possibilities.



Friday, October 1st 6:30-10:00pm

Friday, October 8th 6:00-9:30pm

\$50.00

17. Needle Punch

with Lise Merchant

  Join Lise in learning the easy technique of needle punch. You will quickly learn how to master the skill and the resulting piece will be fabulous. An ideal technique for those on the move; it's lightweight and transportable.

Sunday, October 3rd 1:00-4:30pm

\$30.00 + pattern

18. Raggy Quilts

with Ruth Headley

  We have new flannels coming all the time and some easy patterns to make in this technique. We need a prep night so we are all on the same page in the cutting and then we can start stitching in the second part of the class.

Monday, October 4th 6:30-9:30pm



Saturday, October 9th 9:00am-4:00pm

\$55.00




19. Table Runner II - Rungs


with Ruth Headley

  This technique is from Karla Alexander and is a simple "stack and wack" adaptation. Every one could be different just by changing the cutting measurements. It is made in two colour-ways and the border is built in as you piece. A lovely runner.

Wednesday, October 6th 6:00-10:00pm

 1 runner - \$30.00

 2 runners - \$50.00

 3 runners - \$65.00 + patterns

Pine Tree Quilters





- Reasonable membership fees
- Mystery Quilts
- Monthly Retreats
- Mini Workshops

We invite new and 'seasoned' quilters, alike to inquire about joining our fun quilting group.

Call Geana Hadley @ 667-2263 for more information.

20. One Block Wonder

with Ruth Headley

  This really, really, really is the last time I teach this quilt. But I just love doing it, and I shall make my 7th using this technique. All you need is a single fabric and then scraps if you decide on making tumbling blocks.

Prep Work:

Tuesday, October 12th 6:30-9:30pm

Class:

Monday, October 18th 6:30- 9:30pm

Wednesday, October 20th 6:30-9:30pm

Monday 1st November 6:30-9:30pm

\$70.00

21. QuiltStart

with Ruth Headley

  Please see description # 1

Introduction to quilting

Thursday, October 14th 6:30-9:30pm

QuiltStart



Monday, October 25th 6:30-10:00pm

Thursday, October 28th 6:00-9:30pm

\$55.00

22. Surface Design with your Stash Fabric

with Sally Sheppard

  Design and create deeply textured rich fabric using scraps from your stash. Whether it is left over cotton from quilting or scraps of wool from your last garment making it will be the basis for gorgeous new fabric. This wonderful new fabric can be used for a bag or purse, a hat or an art quilt. You will be thrilled with your own creativity.

Friday, October 15th 6:00-9:30pm

\$30.00

23. Sew Far Behind

with Karen Mills

Please see description # 11

Sunday, October 17th 10:00am-4:00pm

\$20.00


All About BPQ Retreats

It has evolved over the years that we do early sign-up for our Quilt Retreats. Rather than waiting for class sign-up days in January and September, we begin the sign-up for these coveted getaways earlier. Don't despair, we have a board up in the shop to let you know when sign-up will begin. Keep your eyes open for registration.

Location	Sign-up begins	Retreat Date
Haines Junction	mid-October	April
Haines Junction	mid-June	September
Inn on the Lake	June	mid-November
BPQ Birthday	January	late-February
Longest Day	April	late-June

24. Shadowbox

with Bernice Ovens

 A perfect way to use up those fat 1/4's you have been saving. Choose a colourway and then a light and a dark. This will give the illusion of a depth of field formed by the shadows. With lots of strip piecing, this is suitable for a confident beginner.


Tuesday, October 19th 6:30-10:00pm

Thursday, October 21st 6:00-9:30pm

\$50.00

25. Silk Cocoon & Silk Rods

with Sally Sheppard

 If you have admired the beautifully dyed silk rods and cocoons and always wondered what to do with them, this is the course for you. Whimsical little gems can be created from the cocoons to adorn your neck, your note book or a richly textured wall hanging. Used with silk rods they can make perfect flowers. Used alone they can provide background texture on which to bead or embroider. It's a pleasure to work with silk in any format.

Friday, October 22nd 6:00-9:30pm

\$30.00

26. Miniature Stained Glass - The Simple Fused Way

with Lise Merchant

 The minis are back. Lise will be teaching her easy, fused stained glass miniatures. Choose any simple patterns of your choice except for fireweed. Kits are available.

Saturday, October 23rd 9:00am-4:00pm

\$50.00 + pattern



Class credits

We are now offering you the opportunity to earn 1/2 price and even **free classes**. Each class you attend will give you points towards this goal. This is in addition to the free meters of fabric you can earn by using your BPQ fabric card.


 3 points = 1/2 price class



 6 points = 1 free class


The points do not carry forward from one teaching session to the next, but your free class can be used or saved.

What the symbols mean.

 = freshman level class



 = 1 point

  = sophomore level class

 = 1/2 point

27. Star Whimsy

with Terry Funk

  This is a fat quarter quilt from "Star Savvy Laps From Fats". The cutting and piecing for this quilt requires accuracy so it will challenge you! Start collecting your 16 fat quarters! This should not be your first quilt!



Tuesday, October 26th 6:00-9:00pm

Saturday, November 13th 9:00am-4:00pm

\$55.00

To achieve BPQ Freshman Level you must fulfill these criteria:

- * Attend QuiltStart - class time of 10 hours
- * Attend a class that uses triangles in the design
- * Attend a class to learn paper piecing
- * Attend a Level 1 colour class
- * Attend a class that includes fusible web
- * Attend a class that uses flannel fabric
- * Attend at least one traditional piecing class
- * Machine quilt a minimum of three small quilts (table runner, wall hanging, baby quilt)
- * The Freshman level must total 52 hours of teaching, (QuiltStart plus 6 more classes.)
- * Keep records of your quilt projects for your portfolio.

To achieve BPQ Sophomore Level you must fulfill these criteria in formal classes.

Attend a class that includes:

- * Pieced border
- * Curved piecing
- * Unusual binding--scalloped / inn'y corners
- * Bias binding
- * Complex paper/ foundation piecing
- * Hand work
- * Hand quilting
- * Hand piecing - 2 of these
- * Hand applique
- * Unusual ruler
- * Machine quilting I
- * Machine quilting II
- * Colour class II
- * Sashing
- * Mitered borders
- * Cornerstones
- * Diagonal construction
- * Denali strip
- * Rows and columns construction
- * Partial seams
- * Simple embellishment
- * Simple machine embroidery
- * Stained glass
- * Sophomore quilt class: I
- II
- III
- * Raw edge appliqué: Straight stitch
- Zig zag/ satin
- Blanket stitch
- * Keep records of your quilt projects for your portfolio.

28. Bernina Club

with Joanne Love

Please see description # 14

Wednesday, October 27th


12:30-3:30pm or 6:30-9:30pm

Kit fee: \$15.00 (after first year)

BERNINA

29. Machine Appliqué

with Joanne Love

 Want to learn how to machine appliqué but don't want to invest in a large project? This is a great project to learn how to machine appliqué and create a one of a kind pillowcase. With Joanne's assistance, you will design your own motif arrangement using a set of precut stencils that include frequently used appliquéed shapes: branches & leaves; flowers & berries and fun shapes. Learn the easy soft appliqué method with invisible stitching that gives a hand appliquéed look. Great gift idea for that special someone or add a personal touch to your bedroom.

Friday, October 29th 6:30-10:00pm


Friday, November 19th 6:00-9:30pm


\$55.00 + stencils (templates)

November

30. Charm Saturday

with Karen Mills

 Have you collected charm squares or fat quarter packs that you couldn't resist and now need a quick quilt pattern to use them in? Here's a fun easy quilt that would make a great gift idea.



Some designing is required but easy-peasy piecing.

Tuesday, November 2nd 6:30-10:00pm

Thursday, November 4th 6:00-9:30pm

\$50.00

GET ON TO THE FUN PART & LEAVE THE CUTTING BEHIND




Bali Pops
Jelly Rolls
Fat Stacks
Layer Cakes
Charm Packs
Fat Quarters

**BPQ HAS
PRE-CUT
FABRICS
FOR YOU**

31. Table Runner III - Outback Sunset

with Ruth Headley

 The designer, Aussie Judy Hooworth uses stripes to great effect in this runner, but it would look great in other fabrics too. Strip piecing and then using the 45 degree line on the ruler will produce triangles. The skill will be in stitching these bias triangles. Good for beginners.

Wednesday, November 3rd 6:00-10:00pm




1 runner - \$30.00

2 runners - \$50.00 + patterns



32. Photo Memory

with Joanne Love

 Create a lasting memory in fabric and a very special custom quilt. Learn how to transfer your photos onto fabric for quilts, pillows, wall hangings, and anything else made from fabric. Joanne will walk you through the transfer technique using an ink jet printer and colorfast fabric sheets during the Friday night class. Sunday will be spent sewing your project using your photo(s) as a starting point. Once you learn how, you will be able to make beautiful and meaningful gifts as well as display your photo memories in unique ways.

Prep:


Friday, November 5th, 6:00-8:00pm

Sunday, November 7th 10:00am-5:00pm

\$55.00 + kit fee

33. The Quilted Mackintosh Rose

with Ruth Headley

 This 3-D wall hanging is very exciting, the background is made, quilted and bound and the leaves and flower heads are added later. Each part is made in a slightly different way, but lots of opportunity for a unique wall hanging. Suitable for beginners.

Monday, November 8th 6:30-10:00pm

Tuesday, November 9th 6:00-9:30pm

\$50.00



34. Falling Snow Retreat

Inn on the Lake is the venue for this luxury retreat and we have decided to extend it by one day. We start on Thursday morning and stitch 'til Sunday afternoon.

This retreat was open for sign-up in June as stated in our "All about Retreats" ad and so if you are thinking of attending another year, get organized early.

Thursday, 9:00am – Sunday, 3:00pm

November 11th - 14th

\$270.00 and up



*Get
what you
really want
for Christmas this year.*





*watch for BPQ's
Gift Registry*

*As Christmas approaches we will have a
gift registry card available for you to fill out for
your friends and family to refer to.
Nothing is too large or too small to go on your list.*

35. Machine Quilting Level 2 - The Big Quilt



with Ruth Headley

  So you have done a few table runners and wall-hangings, now it is time to move on to the big quilt. Bring one to the class and we will learn how to handle it. Pre-requisites: Must have attended Level 1 and be confident in free motion quilting.

Monday, November 15th 6:30-10:00pm
\$30.00

36. Scrappy Maple Leaves

with Ruth Headley

  I designed this quilt to use up scraps that were about 5 inches square. I went for all the colours in the colour wheel, but you can mix and match, make it with fat quarters or even make a two colour quilt. The blocks are quite big and as long as you can do two triangle squares it's a simple quilt to make.

Mine is a bed size quilt, but you can change that easily.

Tuesday, November 16th 6:30-10:00pm
Thursday November 18th 6:00-9:30pm
\$50.00



37. Sew Far Behind



with Ruth Headley

Please see description # 11

Sunday, November 21st 11:00am-4:00pm
\$20.00

38. QuiltStart



with Ruth Headley

  Please see description # 1

Introduction to quilting
Monday, November 22nd 6:30-9:30pm
QuiltStart
Monday, November 29th 6:30-10:00pm
Tuesday, November 30th 6:00-9:30pm
\$55.00

39. Gated Flowers.

with Ruth Headley

  This quilt is a depiction of flowers growing up on a diamond link fence. It could be a large wall hanging or a lap quilt. Piece using a Jelly Roll in batiks and then the flowers are made in the Cathedral Window technique. These can be hand or machine stitched.



Tuesday, November 23rd 6:30-10:00pm
Thursday, November 25th 6:00-9:30pm
\$50.00

40. Bernina Club

with Joanne Love

Please see description # 14

Wednesday, November 24th
12:30-3:30pm or 6:30-9:30pm
Kit fee: \$15.00 (after first year)

BERNINA+



Let your stitching be the star.

BPQ stocks these great threads:

Aurifil • King Tut • Valdani
Presencia
Marathon • Superior

41. Colour 1

with Karen Mills



Join us for an evening of fun as we play with fat quarters to explore colour wheel basics, intensity, tone, texture, and fabric choice. This introductory colour theory course is perfect for the beginner or advanced beginner quilter or anyone looking to add a little colour pizzazz to their quilts.

Friday, November 26th 6:30-10:00pm
\$30.00

December

42. Table Runner IV - Flowing Curves

with Ruth Headley



This runner from the same book as the other runners "Skinny Quilts and Table Runners II". This time by Elizabeth Rosenberg and is easy free form curves. This is ideal for a first time curves and even better if you have done the last season's curved pieced placemats.

Wednesday, December 1st 6:00-10:00pm

1 runner - \$30.00 + patterns



43. Sew Far Behind

with Carol Smith

Please see description # 11

Sunday, December 5th 10:00am-4:00pm
\$20.00

44. Bernina Club

with Joanne Love

Please see description # 14

Wednesday, December 8th
12:30-3:30pm or 6:30-9:30pm
Kit fee: \$15.00 (after first year)

BERNINA+

45. Customer Appreciation

What will happen during this event? Who knows! Come join us for food, prizes and of course a sale!

Saturday, December 18th
10:00am-5:00pm



Bear's Paw Quilts - Workshop Policies

Classes are open on a first come basis. When a class fills up quickly, we often put people on a wait list and schedule another class.

We request that you leave babies and children at home when you come to a class. Teens are welcome in all our classes.

You are not officially registered until you have paid. GST will be added to class cost. You may pay for a class with Visa, MC, debit card, cash or use your class points.

Cancellation: In the event you cannot attend a class that you have paid for, we will issue credit or transfer you to another class if we receive 7 days notice. If we receive less than 7 days notice, we will give you class handouts, but no refund can be given.

Class Minimum: Normally a class must have 3 students.

Sewing Machines: Please bring your own machine in good working order. An instruction manual for the machine is essential. Don't forget to bring extra machine needles. BPQ does have one Bernina sewing machine for rent - see our Sewing Machine Rental Policy.

Supply Lists: are available for each class at the time of registration. Read it carefully and bring everything on the list.

Place: All classes are in the BPQ classroom. Ironing boards and irons are provided. 2 large cutting mats are provided. Please bring anything else you may need, and label all your personal equipment.

Bear's Paw Quilts - Sewing Machine Rental Policy

- ◆ In the interest of encouraging beginners to quilt, Bear's Paw Quilts has purchased one new Bernina Activa 230 that will be available for rent.
- ◆ Cost of machine rental is \$30 per day or \$15 for half a day **or less.**
- ◆ The rental machine must be booked and paid for at the time of class registration. In the event you wish to cancel either the machine rental or the class, you will recover full credit for your payment only if we receive the cancellation **7 days before the class date.**
- ◆ At the time you book the sewing machine, you must make an appointment for a brief instruction on the use of the machine.
- ◆ The machine is kept on the shop premises at all times. You may not take it home.
- ◆ You must provide your **own thread, machine needles**, personal sewing equipment and supplies. Any bobbins that you use must be left with the machine at the end of the rental period.

Note: Demonstration machines are not available for use during class or at any other time. They are for demonstrating features to persons who are interested in buying a Bernina.

September

August 28th (Saturday) Sign-up day

1st & 11th (Wednesday/Saturday) QuiltStart 1.
 1st, 13th & 14th (Wednesday/Monday/Tuesday)
 Daytime QuiltStart 2.
 3rd (Friday) New season Sale 10am-9pm
 4th (Saturday) Colour 2-part 1 3.
 4th & 15th (Saturday/Wednesday)
 Alaska Silhouette Sample 4.
 7th & 9th (Tuesday/Thursday) Rolling Waves 5.
 8th (Wednesday) Table Runner 1-Seasons of the Moon 6.
 13th & 17th (Monday/Friday) Machine Quilting Level-1 7.
 14th & October 5th & 7th (Tuesday/Tuesday/Thursday)
 Kaleidoscope 8.
 16th & 21st (Thursday/Tuesday) Jello Bargello 9.
 18th (Saturday) Winter Wonderland 10.
 19th (Sunday) Sew Far Behind 11.
 20th, 27th, 28th (Monday/Monday/Tuesday)
 Tribble Trouble 12.
 23rd-26th (Thursday-Sunday) No snow retreat 13.
 29th (Wednesday) Bernina Club 14.
 30th & October 16th (Thursday/Saturday)
 Many Trips around the World 15.

October

1st & 8th (Friday/Friday) Scrappy African Coins 16.
 2nd (Saturday) Colour 2-part 1 3.
 2nd & 13th (Saturday/Wednesday)
 Alaska Silhouette Sampler 4.
 3rd (Sunday) Needlepunch 17.
 4th & 9th (Monday/Saturday) Raggy Quilts 18.
 6th (Wednesday) Table Runner 2- Rungs 19.
 12th, 18th, 20th, & November 1st (Tuesday/Monday/
 Wednesday/Monday) One Block Wonder 20.
 14th, 25th & 28th (Thursday/Monday/Thursday) QuiltStart 21.
 15th (Friday) Surface Design 22.

November

17th (Sunday) Sew Far Behind 23.
 19th & 21st (Tuesday/Thursday) Shadowbox 24.
 22nd (Friday) Silk Cocoon & Rods 25.
 23rd (Saturday) Mini Stained Glass 26.
 26th & November 13th (Tuesday/Saturday) Star Whimsy 27.
 27th (Wednesday) Bernina Club 28.
 29th & November 19th (Friday/Friday)
 Machine Applique 2 29.
 30th (Saturday) Winter Wonderland 10.
 2nd & 4th (Tuesday/Thursday) Charm Saturday 30.
 3rd (Wednesday) Table runner 3-Outback Sunset 31.
 5th & 7th (Friday/Sunday) Photo Memory 32.
 6th & 27th (Saturday/Saturday) Colour 2-part 1 3.
 6th, 17th & 27th (Saturday/Wednesday/Saturday)
 Alaska Silhouette Sampler 4.
 8th & 9th (Monday/Tuesday) Quilted Mackintosh Rose 33.
 11th-14th (Thursday-Sunday) Falling Snow Retreat 34.
 15th (Monday) Machine Quilting Level-2 35.
 16th & 18th (Tuesday/Thursday) Maple Leaf Scraps 36.
 20th (Saturday) Winter Wonderland 10.
 21st (Sunday) Sew Far Behind 37.
 22nd, 29th & 30th (Monday/Monday/Tuesday) QuiltStart 38.
 23rd & 25th (Tuesday/Thursday) Gated Flowers 39.
 24th (Wednesday) Bernina Club 40.
 26th (Friday) Colour 1 41.

December

1st (Wednesday) Table Runner 4-Flowing Curves 42.
 2nd (Thursday) Alaska Silhouette Sampler 4.
 5th (Sunday) Sew Far Behind 43.
 8th (Wednesday) Bernina Club 44.
 18th (Saturday) Customer Appreciation 45.
 18th (Saturday) Celebration Runner Challenge
 24th (Friday) closed until January 4th, 2011
 Have a festive holiday season and a happy New Year.

Saturday Savers

"plan" for great savings

Aug. 28th	Books & Patterns	15%
SEPTEMBER		
Sept. 4th	Kits	15%
Sept. 11th	Batiks	15%
Sept. 18th	Fat 1/4's	4 for the price of 3
Sept. 25th	Flannels	10%
OCTOBER		
Oct. 2nd	Threads	15%
Oct. 9th	Oriental/African	15%
Oct. 16th	Notions	15%
Oct. 23rd	Blenders	15%
Oct. 30th	Bernina accessories	10%

NOVEMBER		
Nov. 6th	Flannels	10%
Nov. 13th	Fat 1/4's	4 for the price of 3
Nov. 20th	Books & Patterns	15%
Nov. 27th	Notions	15%
DECEMBER		
Dec. 4th	Cut fabrics JR, LC, CP, FS	10%
Dec. 11th	Batiks	15%
Dec. 18th	Storewide	15%
...MAY ALL YOUR QUILTY DREAMS COME TRUE...		