


BEAR'S PAW QUILTS



100 - 2093 2nd Avenue, Whitehorse, Yukon, Canada Y1A 1B5
Phone: (867) 393-BEAR (2327) www.bearspawquilts.com



Another year starts

Hello and how are you all? We missed you while you were out and about and hope that you are refreshed and ready for the next season of classes.

Samples are started, patterns ordered and we feel confident that you will have a good choice of classes. Even in your absence the fabric kept arriving and so when you get back to us you will see a lot of new lines, some already decimated by the tourists.

Speaking of tourists, they came in good numbers and we enjoyed talking to them and exchanging quilt ideas. They all seemed impressed by our shop, not imagining that we could sustain such an interesting and diverse shop up north. "Do you close down in the winter?" was a common question. What a thought!

~Ruth and the staff of BPQ

Annual Challenge

Last year we had our first challenge, and I hope that it will inspire lots of you to enter this year. It was a star celebration last year and the winners were named on the web site. First prize was awarded to **Karen Berrel**, second to **Dahn Casselman**, and third to **Susan Rae**. Prizes were awarded.

So let's have a really good challenge this year. The viewers choice voting will happen at the customer appreciation party on December 17th.

This year we are asking you to make:
a non-traditional Christmas quilted item.

- ❖ The quilted item may be any size.
- ❖ Traditional colours and themes need not be used.
- ❖ The item should be in some way Christmassy.
- ❖ The entries must be anonymous.
- ❖ Labels must be attached but not visible.
- ❖ All entrants get a voucher for 25% off 2 metres of fabric.
- ❖ The entry fee is two fat 1/4's (the collection will be one of the prizes).
- ❖ Three viewers choice prizes will be awarded.
- ❖ Entries must be in by Thursday, December 15th.
- ❖ Photos of entries will be posted on the web site, as will the results.

Voting will be at the Customer Appreciation event on Saturday, December 17th.

What's new at BPQ?

Teaching staff:

We have the same fabulous teaching team this year. Lise and Lori are having a term off but will return after Christmas. Terry, Joanne, Karen, Carol, Bernice, Dahn, Sally and Ruth will be teaching the fall classes (hope I didn't miss anyone). Our new teacher this time is Geana Hadley, please support her and sign-up, so she will feel inspired enough to teach again next year.

The stat holiday in September makes us have sign-up on Saturday August 27th. Please be on time at 10:00am. Food will be provided and samples will be presented.

Our annual **"New Term Fabric Sale"** will be held from Friday, September 2nd to Saturday, September 3rd. We will remain open late on Friday. Lots of slashed prices and 15% off fabric storewide. You will already have signed up for class and so this is the ideal opportunity to shop for your class supplies. See you there.

Scrap Quilt Club

Ruth is doing another scrap quilt, although last year's scrap quilt, which was the Maple Leaf, was well attended but not a single person made it scrappy. Oh but were they ever beautiful!! Anyway back to this year's. I have turned Lucky Stars class into a scrappy quilt, you may or may not choose to do so. We have scraps colour coded at the shop and we sell them by the ounce. We also have a large selection of strips of batiks from the warehouse, cut from the fabric that comes from the manufacturer. We love the idea that these scraps are used and turned into beautiful quilts. Your own scraps at home should be colour sorted, there is nothing more unattractive than a garbage bag of bits of unsorted fabrics. Once they are sorted they can be accessed easily and even swapped with others. When the finished scrap quilts are brought into the shop everyone is envious and wishes that they had made such use of their lovely leftover bits. All the previous patterns are available in the shop.






Place Mats

with Ruth Headley and Bernice Ovens

Just for a change I decided to do place mats instead of table runners, I hope you approve of the change.

As always to keep the classes to one session there will be a detailed cutting instruction sheet. If you are straight from QuiltStart, we can help in the shop with the cutting. All cutting should be done before the single night of the class. These classes are ideal for beginners or for anyone who wants to make easy gifts for their non-quilting friends.

The more classes you enroll in the better deal that you get. Join us for:

-  1 place mat - \$30.00
-  2 place mats - \$50.00
-  3 place mats - \$65.00
-   4 place mats - \$80.00 + patterns





These classes are ideal for beginners.

Quilter's Accessories

with Ruth Headley

Just three items this time but if this idea flies then I shall continue with more classes. The projects are going to be fairly simple, only one session, a detailed cutting instruction for pre-class cutting and hopefully we will get far enough in each project to get them finished fast.

Same deal as with the place mats, the more you sign up for the better the deal. Join us for:

-  1 accessory class - \$30.00
-  2 accessory classes - \$50.00
-   3 accessory classes - \$65.00 + patterns

Quilters without Borders





This group of quilters meets at Bear's Paw Quilts every Thursday from 10am to 2pm to make quick quilts to donate to those in need. Come in and sew with us.

August

1. QuiltStart

with Ruth Headley

  This class is designed for those who have no experience in quilting, or for those who want to get back to basic skills. The class has two components: Introduction to Quilting where you learn about the basic equipment and materials needed as well as learning about your machine, and QuiltStart where you will make a table runner in the Rail Fence design. This class provides the rudiments of quilting and prepares you to work on any number of projects afterward. This class is comprised of 12 hours of class time and probably 10 hours of extra sewing to complete the project.

Tuesday, August 30th 6:00-9:30pm

QuiltStart:

Tuesday, September 6th 6:30-10:00pm



Thursday, September 8th 6:00-9:30pm

Friday, September 9th 6:00-9:30pm

\$60.00

2. Daytime QuiltStart

with Ruth Headley

  Please see description # 1

Introduction to quilting:

Tuesday, August 30th 6:00-9:30pm

QuiltStart:

Thursday, September, 8th 10:00am-4:00pm

Friday, September 9th 10:00am-4:00pm

\$60.00



September

3. One Block Wonder

with Ruth Headley



Ok, ok, I know I said last time was the last time but there are still some others who want to make this fabulously exciting quilt. Just pick a fabric and then let it work it's own magic, what will be will be with this pattern you can make it simple as a rectangle or make it bigger with added tumbling blocks.

Prep:

Wednesday, September 7th

6:30-9:30pm

Class:

Wednesday, September 14th

6:00- 9:30pm

Monday, September 26th

6:00-9:30pm

Friday, October 7th



6:00-9:30pm

\$70.00+ book



4. Colour 2 - Colour Harmony Sampler

with Karen Mills

  Start this advanced colour course by choosing your own colour to explore and a block pattern that will repeat each month. Each month a different colour harmony will be explored around your colour through classroom discussion, fat quarter play, and shared learning. Sew your block at home and share your success with the class next month. Part 1 takes you through the first 4 sessions. Join again in January for the last 5 sessions. At the end of the year you will have completed a sample quilt exploring your selected colour.

September	Monochromatic
October	Analogous and Analogous with an Accent
November	Complementary
December	Split Complementary
January	Triple Complementary
February	Spaced
March	Triad
April	Tetrad
May	Main colour plus many

Pre-requisite: Playing with Colour or a beginner colour theory course


Saturdays: September 10th; October 8th;
November 5th; December 3rd

9:00am-12:30pm

\$80.00 for 4 sessions

5. Place Mat 1 - Simply a Pleasure







with Ruth Headley

  An opportunity to use feature fabric as the centre of this place mat. Only three fabrics are required and the lozenge shaped place mat gives an unusual shape to practice sewing a binding on a non-90 degree corner. Fast and cute, ideal for those Christmas presents.



Saturday, September 10th

1:00-5:00pm

-  1 place mat - \$30.00
-  2 place mats - \$50.00
-   3 place mats - \$65.00
-   4 place mats - \$80.00 + patterns

6. My Sunshine

with Ruth Headley

  This wall hanging has limited piecing, but I have added a Denali strip in the design, a slight alteration to the pattern. The main technique is fusible web and then the fun begins with the free motion stitching, then I found some beads to add - I love adding beads. This is an ideal opportunity to use up some of those hand dyed fabrics you bought just to stash away.




Monday, September 12th 6:30-10:00pm

Friday, September 16th 6:00-9:30pm

\$50.00+ pattern

7. Baby Trip

with Karen Mills

  Strip piece this baby sized 'Trip Around the World' quilt for the next baby on your list. Suitable for the beginner.



Tuesday, September 13th 6:30-10:00pm

Thursday, September 15th 6:00-9:30pm





\$50.00 + pattern

8. Quilter's Accessories 1 - The Big Bag

with Ruth Headley



  This bag is exactly the correct size for the medium cutting mat and all the rulers will fit in too. The strap is made to allow you to carry it on your shoulder and leave your hands free for the other stuff we bring to class. Your machine table extension goes in so that it doesn't get scratched when coming to class. It is made from 1/2 Layer Cake and is lined.


Saturday, September 17th 9:00am-12:30pm

-  1 accessory class - \$30.00
-  2 accessory classes - \$50.00
-   3 accessory classes - \$65.00 + patterns

9. Place Mat 2 - Long Lines





with Ruth Headley

  This place mat has some simple piecing but you need to be good at the 1/4 inch to make it line up. This is an excellent project to do to really practice the consistent 1/4 inch seam.. Only three fabrics plus an optional border. It provides some nice lines for quilting too.



Perfect for confident beginners. As always you can make alterations, put all four place mats together and get a wall hanging.

Saturday, September 17th 1:00-5:00pm

-  1 place mat - \$30.00
-  2 place mats - \$50.00
-   3 place mats - \$65.00 + patterns

10. Sew Far Behind

with Joanne Love

What an opportunity this is, a whole day to come to grips with some of those unfinished projects, it's quiet, lots of space, no distractions and a teacher on hand to help you work out those problems...and all for a fabulous price.

Sunday, September 18th 10:00am-4:00pm


\$20.00

No more **We Have Gone Green**
bags are available so bring your own cloth bags
with you - or even better make one to use.
We have patterns too!



11. Dripping Diamonds

with Bernice Ovens

 We have all stashed away the most delicious Jelly Rolls and Tonga Treats and NOW is the time to use them up. Isn't it lovely to have most of the cutting done for us? Create this woven effect using the 60 degree angle on your ruler. Good for beginners.



Prep: Monday, September

19th 6:30-9:30pm


Class: Saturday, September 24th 9:00am-4:00pm

\$55.00



12. Jelly Beans

with Terry Funk

 This fun wall hanging is from Slice 'Em & Dice 'Em Quilts. It's a fun variation of the Disappearing Nine Patch that lots of us have experimented with. This is a scrappy quilt so you'll get to play with your stash once again!


Tuesday, September 20th 6:30-10:00pm

Thursday, September 22nd 6:00-9:30pm

\$50.00 + book

13. Cathedral Windows

with Ruth Headley

 I shall be teaching the traditional technique and making a smallish wall hanging. I also have on show the same traditional technique sewn into an art quilt to illustrate how you can extend the cathedral windows theme.

I have always wanted to make a bed quilt using this skill but never have, maybe you will get inspired to do so. We start with basic piecing and then I move on to hand stitching which can be replaced with careful machine stitching for speed.

Wednesday, September 21st 6:30-10:00pm


Tuesday, September 27th 6:00-9:30pm

\$50.00 + pattern



14. Machine Quilting Level 2 - The Big Quilt

with Ruth Headley

 So you have quilted a few table runners and wall-hangings, now it is time to move on to the big quilt. Bring one to the class and we will learn how to handle it. Pre-requisites: Must have attended Level 1 and be confident in free motion quilting.

Friday, September 23rd 6:30-10:00pm

\$30.00

BERNINA⁺

*This is the beginning
of something beautiful.*

BERNINA 350PE / 380 / 330



*Beautiful design.
Quality you'll love.
A lifetime of inspiration.*

**BEAR'S PAW
QUILTS**

We are your Bernina source.



15. Painting on Fabric

with Sally Sheppard

✦ Designing your own fabric is truly satisfying and will give you unique fabric to add to your stash. Learn several techniques for applying fabric and acrylic paint, paint sticks and fabric crayons to create your very own designs on cotton or silk fabric. All of the supplies used in this surface design class are safe to use indoors and do not require extra ventilation.

Sunday, September 25th 1:00-4:30pm

\$30.00

16. Bernina Club

with Joanne Love

BERNINA+

Well fall is fast approaching and it is time to dust off our sewing machines and get back in the classroom to learn some new skills and ideas using your Bernina sewing machine, or perhaps, just brush up on the features that are available to you. Come and join me each month to sew up a new project designed specifically for Bernina owners and enjoy an afternoon or evening with fellow sewers. The project will be on display in the shop on the first workday of each month. Seating is limited so come in and sign up early to avoid disappointment – walk-in registration only. This class is open to all Bernina sewing machines owners. If you purchased your Bernina sewing machine at BPQ you receive a free 1-year membership to the Bernina Club, a nominal kit fee will be required for all others.

Wednesdays: September 28th; October 26th;

November 30th; December 14th

12:30-3:30pm or 6:30-9:30pm

Kit fee: \$15.00 (after first year)

17. New Snow Retreat

We have firmly extended the retreat to make it a 4 day affair. We can stay at the Alcan Motel or find other places to stay. We have a caterer for Thursday, Friday and Saturday dinner and Saturday lunch. The other meals are self catering. The facilities at the Haines Junction Convention Centre are excellent. We work on our own project, play silly games, eat and drink well, occasionally take a walk and have a lot of fun and frivolity.

To join us you need to look at the sign up dates in the newsletter and sign up early. We always have a waiting list and often have last minute cancellations, so do not despair.

Thursday, 9:00am – Sunday, 3:00pm

September 29th - October 2nd

\$160 for 4 days + sleeping costs

All About BPQ Retreats

It has evolved over the years that we do early sign-up for our Quilt Retreats. Rather than waiting for class sign-up days in January and September, we begin the sign-up for these coveted getaways earlier. Don't despair, we have a board up in the shop to let you know when sign-up will begin. Keep your eyes open for registration.

Pine Tree Quilters



- Reasonable membership fees
- Mystery Quilts
- Monthly Retreats
- Mini Workshops

We invite new and 'seasoned' quilters, alike to inquire about joining our fun quilting group.

Call Geana Hadley @ 667-2263 for more information.

October

18. Firefly

with Joanne Love



Firefly pattern, by Valori Wells, is a bold rhythmic statement of the old favorite – the New York Beauty block. Sharp points create a dynamic radiating design highlighting the large-scale theme fabric. It is easy to sew perfect sharp points every time with foundation

piecing and a great way to showcase a large print fabric. A perfect pattern to learn the technique of foundation piecing and Joanne will show you how to make your own foundation patterns on muslin eliminating the use and removal of paper patterns!

Sunday, October 2nd 10:00am-5:00pm

\$50.00 + book



19. Hanging Gardens

with Bernice Ovens



This quilt is made from 4 patch and 2 1/2 inch strips with a fabulous pieced border. Use 1/4 metre or a jelly roll and you can easily construct this dramatic quilt. This is good for a confident beginner and you will learn Seminole piecing and diagonal block construction. The sample is a Queen size.

Monday, October 3rd 6:30-10:00pm

Thursday, October 13th 6:00-9:30pm



Monday, October 24th 6:00-9:30pm

\$55.00+ pattern

Location	Sign-up begins	Retreat Date
Haines Junction	mid-October	April
Haines Junction	mid-June	September
Inn on the Lake	June	mid-November
BPQ Birthday	January	late-February
Longest Day	April	late-June

20. Moroccan Tile

with Karen Mills

  Learn to piece five sided and ten sided shapes using Jewel Box Gem 5 and 10 rulers. This is the first quilt I've pieced using Cheryl Phillips' techniques and it certainly won't be my last. Suitable for advanced quilters.



Tuesday, October 4th 6:30-10:00pm
Thursday, October 6th 6:00-9:30pm
\$50.00

21. QuiltStart

with Ruth Headley

  Please see description # 1

Introduction to quilting:

Wednesday, October 5th 6:30-9:30pm

QuiltStart



Tuesday, October 18th 6:30-10:00pm

Thursday, October 20th 6:00-9:30pm

\$60.00

22. Quilter's Accessories 2 - Thread Catcher

with Ruth Headley

  This really useful little item is perfect for presents, for a sewer or for a child's room. To make it a bit more challenging. I have pieced a log cabin in the bag and the pin cushion, which is optional, is good to use up some funky fabric that you could not resist buying.

Saturday, October 8th 1:00-5:00pm



1 accessory class - \$30.00

2 accessory classes - \$50.00 + patterns

Class credits

We are now offering you the opportunity to earn $\frac{1}{2}$ price and even **free classes**. Each class you attend will give you points towards this goal. This is in addition to the free meters of fabric you can earn by using your BPQ fabric card.


   3 points = $\frac{1}{2}$ price class



     6 points = 1 free class


The points do not carry forward from one teaching session to the next, but your free class can be used or saved.

What the symbols mean.

 = freshman level class



 = 1 point

  = sophomore level class

 = $\frac{1}{2}$ point

23. Colour 1

with Karen Mills

  Join us for an evening of fun as we play with fat quarters to explore colour wheel basics, intensity, tone, texture, and fabric choice. This introductory colour theory course is perfect for the beginner or advanced beginner quilter or anyone looking to add a little colour pizzazz to their quilts.



Wednesday, October 12th 6:30-10:00pm
\$30.00

To achieve BPQ Freshman Level you must fulfill these criteria:

- * Attend QuiltStart - class time of 10 hours
- * Attend a class that uses triangles in the design
- * Attend a class to learn paper piecing
- * Attend a Level 1 colour class
- * Attend a class that includes fusible web
- * Attend a class that uses flannel fabric
- * Attend at least one traditional piecing class
- * Machine quilt a minimum of three small quilts (table runner, wall hanging, baby quilt)
- * The Freshman level must total 52 hours of teaching, (QuiltStart plus 6 more classes.)
- * Keep records of your quilt projects for your portfolio.



To achieve BPQ Sophomore Level you must fulfill these criteria in formal classes.

Attend a class that includes:

- * Pieced border
- * Curved piecing
- * Unusual binding--scalloped / inn'y corners
- * Bias binding
- * Complex paper/ foundation piecing
- * Hand work
- * Hand quilting
- * Hand piecing - 2 of these
- * Hand applique
- * Unusual ruler
- * Machine quilting I
- * Machine quilting II
- * Colour class II
- * Sashing
- * Mitered borders
- * Cornerstones
- * Diagonal construction
- * Denali strip
- * Rows and columns construction
- * Partial seams
- * Simple embellishment
- * Simple machine embroidery
- * Stained glass
- * Sophomore quilt class:
 - I
 - II
 - III
- * Raw edge appliqué:
 - Straight stitch
 - Zig zag/ satin
 - Blanket stitch
- * Keep records of your quilt projects for your portfolio.

24. A Checkered Past

with Karen Mills

  Showcase your favourite large print fabric with this easy strip pieced quilt. Fabric requirements are provided for baby, lap, and full sized quilts. Suitable for the beginner.

Pre cutting of fabric is essential and it really is only one evening.

Friday, October 14th 6:00-10:00pm

\$30.00

25. Double Irish Chain

with Terry Funk

  Dust off your copy of Tradition With a Twist or if you don't have one buy it here! We've decided to do another one from this old favourite. The Double Irish Chain uses just three fabrics to make a nice lap quilt or you can border it out to a twin! Strip piecing makes this a quick design to complete.

Saturday October 15th
9:00am-4:00pm

\$50.00 + book



26. Sew Far Behind

with Bernice Ovens



Please see description # 10

Sunday, October 16th 10:00am-4:00pm

\$20.00

27. Robin's Rainbow

with Karen Mills

  Choose your own rainbow of colours or choose one Bali Pop or Tonga Treat to complete this jewel of a quilt. Suitable for the confident beginner.

Monday,
October 17th
6:30-10:00pm

Saturday,
October 22nd
9:00am-4:00pm
\$50.00 + pattern



28. Introduction to Sashiko

with Joanne Love

  Sashiko is a very old form of hand sewing using a simple running stitch sewn in repeating patterns through one or more layers of fabric. The Japanese word "Sashiko" means "little stabs" and has been adopted by quilters to add exciting designs to their quilt tops and garments. This class will show you a quick and easy method for transferring a pattern and how to sew them. We will begin with a kit that contains the supplies you need to create a stunning design on a 10"x22" indigo fabric top that can be made in to a table mat or incorporated in a quilt. In addition, Joanne will teach you how to add a mitered border to your project to give it a professional look.



Wednesday, October 19th 6:00-9:30pm



Wednesday, November 16th 6:00-9:30pm

\$50.00 + \$25 kit fee



29. Scrappy Lucky Stars

with Ruth Headley

  This is the quilt that I decided to make as my scrappy quilt this session. You need to have fairly decent size pieces for the sashing/borders but smaller pieces for the stars themselves. Just like all the scrappy quilts we teach, you can use fat quarters instead. I rather like the floating stars, easier to get the points

good. I had so many scraps cut and stitched that I have a lap and a baby quilt as samples. It's your choice of size. Good for confident beginners.



Friday, October 21st 6:30-10:00pm

Tuesday, October 25th 6:00-9:30pm

\$50.00 + pattern

30. Crop Circle Quilt

with Dahn Casselman

  In this class, you will design and make an original contemporary abstract quilt sewn entirely by machine-even the binding! This technique uses a form of raw edge piecing, couching yarns and fusing fabric. Do NOT be intimidated by the words contemporary or abstract - anyone who can draw a circle, sew a curvy line and then cut their work up without crying can make this quilt. Several variations to create other 'crop' type quilts will be practiced and a clear set of directions will be available. Hopefully this class will be the springboard for further crop creations.



Sunday, October 23rd 10:00am-5:00pm

\$50.00 (extra kits available for \$15.00)

Get
what you
really want
for Christmas this year.

Nothing
is too large or too small
to go on your list.



As Christmas approaches we will have a
gift registry card available for you to fill out for
your friends and family to refer to.

31. Bernina Club

with Joanne Love

Please see description # 16

Wednesday, October 26th

12:30-3:30pm or 6:30-9:30pm

Kit fee: \$15.00 (after first year)

BERNINA+

32. Crazy Quilting

with Ruth Headley

Look out all you fibre play students, this is an opportunity to use up the bits we have been making and storing in little baggies. Basic crazy quilting the blocks is the first part of the class, and then we start to embellish the blocks. In the sample I have tried to use as many techniques as possible, hand and machine embroidery, buttons and beads, lace and ribbons, and so much more. My only problem was when to stop embellishing! We have a supply of fancy fabrics suitable to use and as always we will encourage sharing all our bits and pieces.



Thursday, October 27th 6:30-10:00pm

Wednesday, November 9th 6:00-9:30pm

Wednesday, November 23rd 6:00-9:30pm

\$55.00

33. Encrusted Beading

with Sally Sheppard

Encrusted beading yields beautiful and richly-textured works of art. With this technique the beads are tightly packed together and completely cover the background fabric. Seed beads, larger beads, bugle beads, lampwork beads and larger feature beads can all be used to provide texture in your own design. If you wish, a cabochon* or special bead can serve as the feature of the piece, largely dictating the design.

*A cabochon is a gem, stone, shell, glass or pottery shard or anything with a flat back to place on fabric.

Friday, October 28th 6:00-9:30pm

\$30.00

34. Sew Simple Pineapples

with Joanne Love

Love the look of the pineapple pattern but don't like all the work? Here is a great pattern by Karin Hellaby - you start with a square, and keep on adding layers till your pineapple explodes in wonderful variations of color and fabric. It's a fun idea, and with no fabric wastage it's 'sew economical' too! You won't believe that there are no strange angles or special rulers required. This new and unique technique has been developed by Karin and has taken the quilting world by storm. This pattern can be made using a variety of fabrics - feature fabric in the centre square as a focal point; to scrappy or even traditional - the possibilities are endless!

Saturday, October 29th 9:00am-4:00pm

\$50.00 + pattern

November

35. Ornamental Bliss

with Ruth Headley

This small wall hanging is basically for Christmas but could hang for longer than the Christmas season, especially if you choose the colours carefully. The technique is paper piecing but as it is a repetitive pattern you can strip cut the fabric which makes it faster and less wasteful of fabric. Look carefully and you will see that it is actually a "Storm at Sea" pattern.



Tuesday, November 1st 6:30-10:00pm

Thursday, November 3rd 6:00-9:30pm

\$50.00 + magazine



Let your stitching be the star.


BPQ stocks these great threads:

Aurifil • King Tut • Valdani
Presencia
Marathon • Superior



36. Bed Runner – Midsummer Night's Bloom

with Geana Hadley

 Want to add color and warmth to your bed but not ready to make a full size quilt? Bed toppers run across the foot of the bed and are a new and exciting concept in the world of home decor quilting. This is a layer cake quilt with a fairly simple technique suitable for a confident beginner.


Wednesday, November 2nd 6:30-10:00pm

Friday, November 4th 6:00-9:30pm

\$50.00 + book

37. Quilter's Accessories 3 - Machine Cover

with Ruth Headley

 We all love our machines and we should all have a dust cover for them. This simple pattern can be made from left over blocks from another quilt or from a fat quarter panel. Good practice for free motion quilting as the project is quite small.

Saturday, November 5th 1:00-4:30pm

 1 accessory class - \$30.00 + patterns

38. Sew Far Behind

with Carol Smith

Please see description # 10

Sunday, November 6th 10:00am-4:00pm

\$20.00

Bear's Paw Quilts - Workshop Policies

Classes are open on a first come basis. When a class fills up quickly, we often put people on a wait list and schedule another class.

We request that you leave babies and children at home when you come to a class. Teens are welcome in all our classes.

You are not officially registered until you have paid. GST will be added to class cost. You may pay for a class with Visa, MC, debit card, cash or use your class points.

Cancellation: In the event you cannot attend a class that you have paid for, we will issue credit or transfer you to another class if we receive 7 days notice. If we receive less than 7 days notice, we will give you class handouts, but no refund can be given.

Class Minimum: Normally a class must have 3 students.

Sewing Machines: Please bring your own machine in good working order. An instruction manual for the machine is essential. Don't forget to bring extra machine needles. BPQ does have one Bernina sewing machine for rent - see our Sewing Machine Rental Policy.

Supply Lists: are available for each class at the time of registration. Read it carefully and bring everything on the list.

Place: All classes are in the BPQ classroom. Ironing boards and irons are provided. 2 large cutting mats are provided. Please bring anything else you may need, and label all your personal equipment.

Bear's Paw Quilts - Sewing Machine Rental Policy

- ◆ In the interest of encouraging beginners to quilt, Bear's Paw Quilts has purchased one new Bernina Activa 230 that will be available for rent.
- ◆ Cost of machine rental is \$30 per day or \$15 for half a day **or less.**
- ◆ The rental machine must be booked and paid for at the time of class registration. In the event you wish to cancel either the machine rental or the class, you will recover full credit for your payment only if we receive the cancellation **7 days before the class date.**
- ◆ At the time you book the sewing machine, you must make an appointment for a brief instruction on the use of the machine.
- ◆ The machine is kept on the shop premises at all times. You may not take it home.
- ◆ You must provide your **own thread, machine needles**, personal sewing equipment and supplies. Any bobbins that you use must be left with the machine at the end of the rental period.

Note: Demonstration machines are not available for use during class or at any other time. They are for demonstrating features to persons who are interested in buying a Bernina.

39. QuiltStart

with Ruth Headley

 Please see description # 1

Introduction to quilting:

Monday, November 7th 6:30-9:30pm


QuiltStart:

Saturday, November 19th 9:00am-4:00pm

\$60.00

40. Mo's Basket

with Karen Mills

 This quilt is created with the X-Blocks™ rotary cutting ruler. It looks complex but is incredibly quick & easy! The woven look is created from easy-to-piece blocks and the fabulous borders are created as you make your X-Blocks™ so there is virtually no waste! Suitable for the confident beginner.



Tuesday, November 8th 6:30-10:00pm

Thursday, November 17th 6:00-9:30pm

\$50.00

41. Fallen Snow Retreat

This luxury retreat is held at Inn on the Lake out in Marsh Lake. The accommodation and the food is top class and the surroundings are fabulous. We have the sewing room and the use of the hot tub overlooking the lake. Recently we extended the retreat to 4 days, start early on Thursday until mid-afternoon Sunday.

Join us for this great retreat.

Thursday, 9:00am – Sunday, 3:00pm

November 10th - 13th

\$270.00-ish for 3 days / \$330.00-ish for 4 days

MYSTERY QUILT CLUB 2011/12

with Joanne Love

It is time to get started on a new Mystery Quilt and have some fun!

Border Creek Station is offering another wonderful mystery quilt pattern - "Quilter's Romance". It will begin this fall and run for 8 consecutive months – so there will be plenty of time to work on solving the mystery. Join your fellow Mystery Quilt members each month to share information on the secret project that will not be revealed to you – because it's TOP SECRET! If you can't make a meeting, you can pick up the next installment after the meeting date and sew at your leisure to solve the mystery.

Saturday, November 12th, December 10th

11:00am-12noon

January-June dates to be announced.

\$20.00


Refreshments will be served.

Happy Quilting,
Joanne



42. Place Mat 3 - Good to be Square

with Bernice Ovens

 Simple piecing creates these place mats, ideal for beginners. As is usual the place mat patterns are adapted from larger quilts, so once you have done the place mats you can use the same pattern for a lap quilt. The completed mats are a good size to practice free motion quilting on.

Saturday, November 12th

1:00-4:30pm




1 place mat - \$30.00

2 place mats - \$50.00 + patterns



43. Tree Skirt

with Ruth Headley

 Another chance to use the 10 degree ruler that we used for the Spicy Spiral. Only three fabrics will create this lovely skirt.

Lots of strip piecing where 1/4" seams are essential. Then a bargello technique after you have carefully cut with the ruler. No need to be traditional in your colour choice.


Monday, November 14th 6:30-10:00pm

Monday, November 21st 6:00-9:30pm

\$50.00

44. Mexican Tiles

with Terry Funk

 This little quilt is so exciting! Use fusible web and some fun colour variations to make your own Mexican Tiles appear in fabric.


Tuesday, November 15th

6:30-10:00pm

Thursday, November 17th

6:00-9:30pm

\$50.00



*Are you
on a Roll?*

Another great new pattern
from Bear's Paw Quilts.

59" X 73"

Jelly Roll

to Strips & Stripes

45. The Professional Tote

with Joanne Love


 Calling all bag ladies....I think I have found the perfect bag! The Professional Tote has all the pockets and compartments that today's woman needs. Whether you work in an office or looking for a stylish diaper bag, this tote has it all. There is a pleated pocket on each side of the tote to hold a bottle of water, umbrella, magazine, baby bottle or telephone. Also, on the front is a zippered pocket to hold your ID and Passport for your airport travel and behind that pocket is one for your boarding pass. There is a large pocket on the backside as well as an optional center dividing zippered pocket in the inside that holds file folders or a laptop computer. Additional pockets are inside to keep your business cards, keys, pens, PDA organized. To finish it off, there is a zipper at the top of the bag that will close tight to keep the contents secure.



Prep Night: Friday, November 18th 6:00-8:00pm
Sunday, November 27th 9:00am-4:00pm
\$55.00 + pattern

46. "Almost" Trapunto

with Dahn Casselman

 Trapunto, is from Italian meaning "to embroider," and it is a method of quilting that is also called "stuffed technique". Trapunto is way to add texture and dimension to your quilting. This is done by stuffing or filling an area, then quilting it, and a raised surface, or relief, is formed that gives shape to stems, leaves, and other motifs.




This class will demonstrate an updated method of creating trapunto that is quick and easy. You will not believe how much fun and addictive it can be! Whether you are a seasoned free motion quilter or a brand new quilter, you will learn how to do what I call "almost" trapunto.

Sunday, November 20th 10:00am-4:00pm
\$45.00

47. Machine Quilting Level 1

with Ruth Headley

 Learn the basics of good machine quilting. We start with straight line quilting and then we drop the feed dogs and begin free motion quilting. Once you have started, all you need is practice, practice, practice.

Tuesday, November 22nd 6:30-10:00pm
Friday, November 25th 6:00-9:30pm
\$50.00

48. Raggy Quilts

with Ruth Headley

 We have new flannels coming all the time and some easy patterns to make in this technique. We need a prep night so we are all on the same page in the cutting and then we can start stitching in the second part of the class.

Thursday, November 24th 6:00-9:30pm
Saturday, November 26th 9:00am-4:00pm
\$55.00 + pattern

49. Bernina Club

with Joanne Love

Please see description # 16


Wednesday, November 30th
12:30-3:30pm or 6:30-9:30pm
Kit fee: \$15.00 (after first year)

BERNINA⁺


December

50. Place Mat 4 - Rainforest Rings

with Ruth Headley

 These place mats are fusible web technique and are suitable for a nice feature fabric, could be Christmas, large scale floral or a variety of children's fabrics. The edges can be finished by satin stitch, zig zag or blanket stitch. A fairly easy quilt, good for confident beginners.

Saturday, December 3rd
1:00-4:30pm

 1 place mat - \$30.00 + patterns



51. Bernina Club

with Joanne Love

Please see description # 16


Wednesday, December 14th
12:30-3:30pm or 6:30-9:30pm
Kit fee: \$15.00 (after first year)

BERNINA⁺

52. Customer Appreciation

What will happen during this event? Who knows! Come join us for food, prizes and of course a sale!

Saturday, December 17th
10:00am-5:00pm



August / September

August 27th (Saturday) Sign-up day
 30th & September 6th, 8th, 9th
 (Tuesday/Tuesday/Thursday/Friday) QuiltStart 1.
 30th & September 8th, 9th
 (Tuesday/Thursday/Friday) Daytime QuiltStart 2.

7th, 14th, 26th & October 7th
 (Wednesday/Wednesday/Monday/Friday) One Block Wonder 3.
 10th Saturday Colour 2 part-1 4.
 10th (Saturday) Place Mat-1-Simply a Pleasure 5.
 12th & 16th (Monday/Friday) My Sunshine 6.
 13th & 15th (Tuesday/Thursday) Baby Trip 7.
 17th (Saturday) Quilter's Accessories-The Big Bag 8.
 17th (Saturday) Place Mat-2-Long Lines 9.
 18th (Sunday) SFB 10.
 19th & 24th (Monday/Saturday) Dripping Diamonds 11.
 20th & 22nd (Tuesday/Thursday) Jelly Beans 12.
 21st & 27th (Wednesday/Tuesday) Cathedral Windows 13.
 23rd (Friday) Machine Quilting Level-2 14.
 25th (Sunday) Painting on Fabric 15.
 28th (Wednesday) Bernina Club 16.
 29th-October 2nd (Thursday-Sunday) New Snow Retreat 17.

October

2nd (Sunday) Firefly 18.
 3rd, 13th & 24th
 (Monday/Thursday/Monday) Hanging Gardens 19.
 4th & 6th (Tuesday/Thursday) Moroccan Tile 20.
 5th, 18th & 20th (Wednesday/Tuesday/Thursday) QuiltStart 21.
 8th (Saturday) Colour 2 part-1 4.
 8th (Saturday) Quilter's Accessories-Thread Catcher 22.
 12th (Wednesday) Colour 1 23.
 14th (Friday) Checkered Past 24.
 15th (Saturday) Double Irish Chain 25.
 16th (Sunday) SFB 26.
 17th & 22nd (Monday/Saturday) Robin's Rainbow 27.

November

19th & November 16th (Wednesday/Wednesday) Sashiko 28.
 21st & 25th (Friday/Tuesday) Scrappy Lucky Stars 29.
 23rd (Sunday) Crop Circle Quilt 30.
 26th (Wednesday) Bernina Club 31.
 27th, November 9th & 23rd (Thursday/Wednesday/
 Wednesday) Crazy Quilting 32.
 28th (Friday) Encrusted Beading 33.
 29th (Saturday) Sew Simple Pineapple 34.

1st & 3rd (Tuesday/Thursday) Ornamental Bliss 35.
 2nd & 4th (Wednesday/Friday) Bed Runner 36.
 5th (Saturday) Colour 2 part-1 4.
 5th (Saturday) Quilter's Accessories-Machine Cover 37.
 6th (Sunday) SFB 38.
 7th & 19th Monday/Saturday) QuiltStart 39.
 8th & 17th (Tuesday/Thursday) Mo's Basket 40.
 10th-13th (Thursday-Sunday) Fallen Snow Retreat 41.
 12th (Saturday) Mystery Quilt
 12th (Saturday) Place Mat-3-Good to be Square 42.
 14th & 21st (Monday/Monday) Tree Skirt 43.
 15th & 17th (Tuesday/Thursday) Mexican Tiles 44.
 18th & 27th (Friday/Sunday) Pro Tote Bag 45.
 20th (Sunday) "Almost" Trapunto 46.
 22nd & 25th (Tuesday/Friday) Machine Quilting Level-1 47.
 24th & 26th (Thursday/Saturday) Raggy Quilts 48.
 30th (Wednesday) Bernina Club 49.

December

3rd (Saturday) Colour 2 part-1 4.
 3rd (Saturday) Place Mat-4-Rainforest Rings 50.
 10th (Saturday) Mystery Quilt
 14th (Wednesday) Bernina Club 51.
 17th (Saturday) Customer Appreciation 52.
 17th (Saturday) Celebration Runner Challenge
 24th (Saturday) closed until January 3rd, 2012
 Have a festive holiday season and a Happy New Year.

Saturday Savers

"plan"
for
great
savings

Aug. 27 th	Books & Patterns	15%
September		
Sept. 3 rd	Giant Sale	15%
Sept. 10 th	Batiks	15%
Sept. 17 th	Notions	15%
Sept. 24 th	Kits	15%
October		
Oct. 1 st	Fat Quarters	4 for the price of 3
Oct. 8 th	Flannels	15%
Oct. 15 th	Threads	15%
Oct. 22 nd	Blenders	15%
Oct. 29 th	Cut fabrics JR, LC, CP, FS	10%

November		
Nov. 5 th	Oriental/African	15%
Nov. 12 th	Bernina Accessories	10%
Nov. 19 th	Batiks	15%
Nov. 26 th	Notions	15%
December		
Dec. 3 rd	Fat Quarters	4 for the price of 3
Dec. 10 th	Flannels	15%
Dec. 17 th	Customer Appreciation Sale	15%
Dec. 24 th	Storewide	15% SRA
I'm a material girl - want to see my fabric collection?		