


BEAR'S PAW QUILTS



100 - 2093 2nd Avenue, Whitehorse, Yukon, Canada Y1A 1B5
Phone: (867) 393-BEAR (2327) www.bearspawquilts.com

NEWSLETTER

January 2012

Welcome to the New Year!

I would like to start by thanking all our customers for their loyalty to us as a small local business. We are only successful because of your patronage. I love being a "shop keeper" because of all our regulars. It is a constant delight to see you in the shop. I buy fabric, then you buy it from me and we help you make it into beautiful quilts. How wonderful is that? And what a delight it is to teach QuiltStart, to find people who want to learn a new skill and to help them start and watch them take off. Young or old they are a pleasure to teach and when they become regular customers it is even more pleasing. I would like to mention you all by name but you already know who you are. We give you a heartfelt welcome each time you come into the shop. You are our inspiration and we appreciate you. Thank you.

Another thank you goes to my staff, the ones that man the shop with me and the teachers, and the ones that do extra little things for me to make my life a bit easier, the shop is only as good as the staff and the staff are great, and I think the shop is great too!!

~Ruth and the staff of BPQ

New classes, new fabrics, every month, in fact twice a month we have a shipment, new samples, new patterns, all the time, every month, sometimes every week. We move fabrics all the time, we replenish the sales area constantly and nothing is the same week to week. We are worth a regular visit, and we notice that you think so too.

Teacher wise we have no change. **Geana** is now a regular teacher, **Judith** has a class this time, **Sally** and **Dahn** are back with more Fiber Play and the regular team is still doing their stuff. I hope you like what we have "prepared early" and that you sign-up in great numbers.

Because we wanted to get right into the classes we have planned the **New Year Sale** of 15% off store-wide on the **20th and 21st of January**. It is only in normal store hours as classes are organized. The 30% and the 50% area will, as always, be full to bursting.

What's new at BPQ?

Class Level Guide

In an attempt to guide you to the degree of difficulty in each class we have designated the following words:

BEGINNER

Those straight from QuiltStart would manage these classes and every other level are welcome, of course.

CONFIDENT

If you were an experienced sewer before QuiltStart this would be do-able, or if you have made a few quilts and you feel confident.

CHALLENGING

These require considerable experience in quilting, and will take time and patience. But you have to sew your first challenging quilt sometime.

This is only a guide to let you know what to expect from a class.

New Year Sale:

Friday, January 20th
Saturday, January 21st



Fabrics 15% off storewide
Select fabrics 30-50% off

Holiday hours:





CLOSE: Christmas eve Saturday, December 24th - 3:00pm 'ish
OPEN: Tuesday, January 3rd

Place Mats

with Ruth Headley and Bernice Ovens

The place mats went down well so we are doing them again this time. Maybe this will be the last time and we will return to table runners. Anyway they are interchangeable. Some people came to the placemat class and still made table runners, we don't mind what you do as long as you come and try some new patterns and learn new techniques. We have tried to get a variety of techniques and skill levels and hope you can find what you need. As always to keep the classes to one session there will be detailed cutting instructions. If you are straight from QuiltStart we can help with the cutting. All cutting should be done before the single night of the class. Most of these classes are suitable for beginners.




The more classes within this group that you enroll in the better deal that you get. Join us for:

-  1 place mat - \$30.00
-  2 place mats - \$50.00
-  3 place mats - \$65.00
-  4 place mats - \$80.00 + patterns

Quilter's Accessories

with Ruth Headley

Just how many things do we need to make our quilt space wonderful? It went well so I found some more classes. I decided that each project must fit into a single night and so there would need to be some pre-class cutting and this worked well last session. Three more projects and no doubt I shall find more before the next season starts.


-  1 accessory class - \$30.00
-  2 accessory classes - \$50.00
-  3 accessory classes - \$65.00 + patterns

January

1. Daytime QuiltStart

with Ruth Headley

BEGINNER

 This class is designed for those who have no experience in quilting, or for those who want to get back to basic skills. The class has two components: Introduction to Quilting where you learn about the basic equipment and materials needed as well as learning about your machine, and QuiltStart where you will make a table runner in the Rail Fence design. This class provides the rudiments of quilting and prepares you to work on any number of projects afterward. This class is comprised of 12 hours of class time and probably 10 hours of extra sewing to complete the project.

Introduction to Quilting:

Tuesday, January 10th 6:00-9:00pm

Class:

Monday, January 16th 10:00am-4:00pm


Tuesday, January 17th 10:00am-4:00pm

\$60.00



2. QuiltStart

with Ruth Headley

 Please see description # 1

Introduction to Quilting:

Tuesday, January 10th 6:00-9:00pm

Class:

Monday, January 16th 6:00pm-9:30pm

Tuesday, January 17th 6:00-9:30pm

Thursday, January 19th 6:00-9:30pm

\$60.00

3. Colour 1

with Karen Mills

 Join us for an evening of fun as we play with fat quarters to explore colour wheel basics, intensity, tone, texture, and fabric choice. This introductory colour theory course is perfect for the beginner or advanced beginner quilter or anyone looking to add a little colour pizzazz to their quilts.

Wednesday, January 11th 6:30-10:00pm


\$30.00



4. Quilter's Accessories 1 - Chicken Pincushion


with Ruth Headley


BEGINNER

 Another cute little item for your quilt room. You have seen them around the shop and admired them, now you can make one for yourself and then make them for gifts. It is made from a log cabin pattern so this is good practice for the beginner.

Thursday, January 12th 6:00-10:00pm

 1 accessory class - \$30.00

 2 accessory classes - \$50.00


 3 accessory classes - \$65.00 + patterns



5. Buggy Barn Crazies

with Joanne Love

CONFIDENT

 Calling all Barn Chicks! It's that time again for us to get together to make another crazy quilt. Stack it, cut it and shuffle it - then stitch it without having to add the seam allowance! Square up the blocks and you're done - you have just mastered the Buggy Barn way. This class is perfect for beginners or those who would like to not get hung up on precision quilting and let go for a change. Choose any Buggy Barn "crazy pattern", gather up your fabric and have fun stitching your blocks. What an easy way to become Certifiably Crazy and have a fun day.

Fabric Selection & Prep:

Friday, January 13th 6:00-8:00pm

Class: Sunday, January 22nd 10:00am-5:00pm

\$60.00 + book/pattern of your choice



CONFIDENTIAL

MYSTERY QUILT CLUB 2011/12 with Joanne Love



A popular club at BPQ is the Mystery Quilt Club. For those of you who are not familiar with mystery quilts - it is set up so you don't know what pattern you are making until the quilt top is done which adds to the excitement. As a Mystery Club Member you will receive 1 installment each month with clearly written instructions and full colour diagrams for 8 months of total suspense for a true quilting adventure! You will have the option of picking your own fabrics or you can purchase a kit assembled exclusively for this event. Club members get together the 2nd Saturday of the month to receive the next *Mystery Installment* of the top secret project that will not be revealed to you - because it's TOP SECRET! If you can't make a meeting, you can pick up your copy of the installment after the meeting date. Refreshments will be served while we chat. Come and join the fun while Joanne leads you through the secretive journey each month.

Quilt Pattern: *Quilter's Romance*
by Border Creek Station Company

Two Quilt Sizes: Lazy Lap 63½" x 75" and
Quaintly Queen 107½" x 107½"

Saturdays: January 14th; February 11th;
March 10th; April 14th; May 12th; June 9th
11:00am-12noon

(MQ started in November but we can add new registrations at any time)

\$20.00 + Fabric Kit (optional)


Happy Quilting,
Joanne







6. Place Mat 1 - Quilt as you Go

with Bernice Ovens

BEGINNER

 This project gets quilted as you piece it so it is ideal for beginners, as is another simple technique to add to your skill list. Perfect for place mats and table runners and even for baby quilts. The book is full of simple but effective patterns.

Saturday, January 14th 12:30-4:30pm

-  1 place mat - \$30.00
-  2 place mats - \$50.00
-  3 place mats - \$65.00
-  4 place mats - \$80.00 + patterns

7. Sew Far Behind

with Bernice Ovens

What an opportunity this is, a whole day to come to grips with some of those unfinished projects, it's quiet, lots of space, no distractions and a teacher on hand to help you work out those problems...and all for a fabulous price.

Sunday, January 15th 10:00am-4:00pm
\$20.00

BERNINA⁺


*This is the beginning
of something beautiful.*

BERNINA 350PE / 380 / 330



*Beautiful design.
Quality you'll love.
A lifetime of inspiration.*

**BEAR'S PAW
QUILTS**



We are your Bernina source.

CHALLENGING

8. Arizona Star

with Karen Mills


   This truly spectacular broken star variation of the traditional lone-star is from All-Star Quilts by Helen Frost & Blanche Young. Their strip pieced diamond construction technique and clear step by step illustrations are inspirational.



Friday, January 20th 6:30-9:30pm
Friday, January 27th 6:30-9:30pm
Sunday, February 5th 10:00am-5:00pm
\$70.00 + book

9. Colour 2 - Part 2 Colour Harmony Sampler

with Karen Mills

   Colour Harmony Sampler: For those of you who have completed Colour 2 Part 1, join again in January for the last 5 sessions. Each month a different colour harmony will be explored around your colour through classroom discussion, fat quarter play, and shared learning. Sew your block at home and share your success with the class next month.



January Triple Complementary and Spaced (full day)
March Triad
April Tetrad
May Main colour plus many

Pre-requisite: Playing with Colour or a beginner colour theory course.

Saturdays: January 21st 9:00am-4:00pm (2 sessions);
March 24th; April 14th; May 12th 9:00am-12:00 noon
\$90.00 for 5 sessions (one is full day)

10. Coming Soon

with Bernice Ovens

  A simple baby quilt that will look quite different depending on whether you use a light or a dark background.

Choose non specific gender colours so that it's ready for a girl or a boy. Made with 7 fat quarters and added sashing, this baby quilt is ideal for using up some of your stash.





Monday, January 23rd 6:30-10:00pm
Monday, January 30th 6:00-9:30pm
\$50.00 + pattern

CONFIDENT

11. Carousel

with Ruth Headley

  I chose to make this lovely pattern in Oriental fabrics. It is perfect to use up those fabrics you bought in small amounts and stashed away. You need up to sixteen different fabrics and then the sashing. It is easy to make and looks dramatic when finished. I made it a bit larger than the pattern as I had extra fabric from each strip. You can make it as a double or as I did a Queen. Even add an extra border to get it to the size you want.



Tuesday, January 24th 6:30-10:00pm
Thursday, January 26th 6:00-9:30pm
\$50.00 + pattern

12. Bernina Club

with Joanne Love





Learn! Get inspired! Have Fun!

Bernina Club is a great way to become familiar with all that your new Bernina sewing machine has to offer or perhaps you want to learn new sewing skills. Each class will be a 3-hour, project-based, sit and sew session. You will learn new techniques as you work through a project that Joanne has designed just for this class! The project will be on display in the shop on the first workday of each month. Seating is limited so come in and sign-up early to avoid disappointment – walk-in registration only. Don't forget to pick up the Supply List when you register. This class is open to all Bernina sewing machines owners. If you purchased your Bernina sewing machine at BPQ you receive a free 1-year membership to the Bernina Club, a nominal kit fee will be required for all others.

Wednesdays: January 25th; February 29th;
March 21st; April 25th
12:30-3:30pm or 6:30-9:30pm
Kit fee: \$15.00 (after first year)

13. Dutchman's Puzzle

with Terry Funk

  This scrappy quilt uses charm squares (5" squares). The pattern is from the book "Nickel Quilts". Choose your size and start collecting your fabrics. This great pattern allows you to use single 5" squares to make each block so you can definitely use your scrap stash.

BEGINNER

Saturday, January 28th 9:00am-4:00pm
\$55.00 + pattern

BEGINNER



GET ON TO THE FUN PART & LEAVE THE CUTTING BEHIND

Bali Pops
Jelly Rolls
Fat Stacks
Layer Cakes
Charm Packs
Fat Quarters


**BPQ HAS
PRE-CUT
FABRICS
FOR YOU**



14. Miniature Stained Glass - The Simple Fused Way

with Lise Merchant

CONFIDENT


 The minis are back. Lise will be teaching her easy, fused stained glass miniatures. Choose any simple patterns of your choice except for fireweed. Kits are available.

Sunday, January 29th 10:00am-5:00pm
\$50.00



15. Quilter's Accessories 2 - Coil Pots

with Ruth Headley

BEGINNER

 Do you need another container on your quilt table or shelf to put stuff in? Perfect for threads, scraps, stuff and other stuff! A few years ago we went crazy for this technique and so it's time to re-introduce it. Once you have mastered the skill, which will take one class then you can make them in any size and embellish them to your heart's content. You must have a machine that sews with a zigzag.


Tuesday, January 31st 6:00-10:00pm

-  1 accessory class - \$30.00
-  2 accessory classes - \$50.00+ patterns

February

16. Sweet Potato Pie SFB


with Karen Mills

 Karen has set aside an evening for those of you who need a little refresher on how to finish off your Sweet Potato Pie. Let's get those curved pieces out of the UFO pile and finish those quilts!

Wednesday, February 1st 6:00-10:00pm
\$30.00

17. QuiltStart

with Ruth Headley

 Please see description # 1

Introduction to Quilting:

Thursday, February 2nd 6:00-9:00pm

Class:

Friday, February 10th 6:00-9:30pm

Tuesday, February 14th 6:00-9:30pm

Wednesday, February 15th 6:00-9:30pm

\$60.00

Pine Tree Quilters



- Reasonable membership fees
- Mystery Quilts
- Monthly Retreats
- Mini Workshops


We invite new and 'seasoned' quilters, alike to inquire about joining our fun quilting group.

Call Geana Hadley @ 667-2263 for more information.

18. Couching the Carol Taylor Way

with Ruth Headley

CONFIDENT

 After attending Carol's class I was so impressed by her couching technique, that I asked permission to teach it and she graciously consented.

We will make a small project, a wall hanging or an ornate cushion cover. This will be a very exciting project to do. You do however need a good machine that has a variety of feet.

Friday, February 3rd 6:30-9:30pm

Monday, February 6th 6:00-9:30pm

Wednesday, February 8th 6:00-9:30pm


\$55.00 + book or CD



19. Faux Baltimore

with Judith Voswinkle

CONFIDENT

 This is such a neat idea, the Baltimore Album look without the pain.

No hand or machine appliqué, but this is done with Shiva Paintsticks, and then it's stitched. Choose any size, from pillow to bed quilt and any pattern from the book.


Saturday, February 4th 9:00am-4:00pm
\$45.00



20. Cake Walk

with Terry Funk

BEGINNER

 "More Laps From Fats" has inspired me again to make another fat quarter quilt to share. Collect 20 fat quarters that like each other and we'll go on a cake walk together.

Tuesday, February 7th 6:30-10:00pm


Thursday, February 9th 6:00-9:30pm

\$50.00 + pattern




21. Place Mat 2 - Ti Leaves

with Ruth Headley

CONFIDENT

 These place mats are made with a give and take appliqué method using fusible web. You will need to do the usual prep before the class and we will only get one or two made. You need to be competent at top stitching the appliquéd leaves. You could just learn the technique and the pattern and then make a larger project.

Saturday, February 11th 12:45-4:30pm

-  1 place mat - \$30.00
-  2 place mats - \$50.00
-  3 place mats - \$65.00 + patterns



22. Fibre Play Day

with Dahn Casselman and Ruth Headley


We have so enjoyed all the techniques that we have been taught by the fibre-y people, but many are still in the project boxes. This day is like Sew Far Behind but for the fibre play stuff. Choose one project box and let's get it done.

Sunday, February 12th 10:00am-4:00pm
\$20.00



23. Twister

with Bernice Ovens


 Use a layer cake to create this tessellation design. The ruler you need is included with the pattern and it's this ruler that makes the angular design appear. No one will

and so you will appear even smarter than you are!

Monday, February 13th 6:30-10:00pm
Saturday, February 18th 9:00am-4:00pm
\$55.00 + pattern

24. Machine Quilting Level 1

with Ruth Headley

 Learn the basics of good machine quilting. We start with straight line quilting and then we drop the feed dogs and begin free motion quilting. Once you have started, all you need is practice, practice, practice.

Thursday, February 16th 6:30-10:00pm
Friday, February 17th 6:00-9:30pm
\$50.00

25. Sew Far Behind


with Joanne Love

Please see description # 7

Sunday, February 19th 10:00am-4:00pm
\$20.00

26. Labyrinth

with Ruth Headley

 A quilt that looks more complicated than it is. Made mostly from two triangle squares this can be made very dramatic with the right colour choice. Choose tone on tones like I did or prints shown in the pattern. The pattern is very comprehensive in that it gives you directions for various sizes, from wall hanging to King size quilt.



Monday, February 20th February 6:30-10:00pm
Monday, February 27th February 6:00-9:30pm
\$50.00 + pattern

27. QuiltStart

with Ruth Headley

 Please see description # 1

Introduction to Quilting:

Tuesday, February 21st 6:00-9:00pm
Class:

Tuesday, February 28th 6:00-9:30pm
Saturday, March 3rd 9:00am-4:00pm
\$60.00

28. Hawaiian Quilts


with Joanne Love

 Learn the Art of traditional Hawaiian quilting even if you can't travel to Hawaii.

These quilts are beautiful and can be done in any size or colour and are surprisingly simple to make. Joanne will walk you through the designing and cutting out of a Hawaiian block, basting, and needle turn appliqué in the first class. The second class will be a month and a bit later

with plenty of time to be ready to spend the 2nd evening focusing on the quilting — whether it be hand or machine, the choice is yours. Joanne will show you how to do a “hand-look” quilt stitch using a sewing machine (machine permitting).

Wednesday, February 22nd 6:00-9:30pm
Wednesday, April 4th, 6:00-9:30pm
\$55.00 + book



29. Birthday Retreat

with The Quilt Addicted

No, we can't be 9 years old! I feel like I didn't have a life before quilting, but I know I did! Good job I have a ton of stories to remind myself. We will start on the Thursday after the shop closes and work through 'til Sunday afternoon. Food will be provided for supper on Thursday, Friday and Saturday and lunch on Saturday. The rest of the time we bring our own food.

Space is limited and a non refundable deposit is needed to secure a place. Happy Birthday BPQ.

Thursday, 6:00pm - Sunday, 3:00pm
February 23rd-26th
\$120.00-ish



No more **We Have Gone Green** bags are available so bring your own cloth bags with you - or even better make one to use. We have patterns too!



Get what you really want for Christmas this year.

Nothing is too large or too small to go on your list.



watch for BPQ's Gift Registry

As Christmas approaches we will have a gift registry card available for you to fill out for your friends and family to refer to.

30. Bernina Club

with Joanne Love

Please see description # 12

Wednesday, February 29th

12:30-3:30pm or 6:30-9:30pm


Kit fee: \$15.00 (after first year)



March

31. Place Mat 3 - Six Square Mat

with Ruth Headley

 This is the easy place mat, simple piecing and a good chance to make place mats for kids, use a kid friendly centre for the squares and make them individual. Or make them sophisticated and glamorous. I tried to make a variety to inspire you. Homework as always to ensure we can get them almost finished.

Thursday, March 1st 6:00-10:00pm



1 place mat - \$30.00

2 place mats - \$50.00 + BPQ pattern

32. Sew Far Behind

with Carol Smith


Please see description # 7

Sunday, March 4th 10:00am-4:00pm

\$20.00

33. Double Pinwheel

with Terry Funk

 This is an old favorite from "Quilt in a Day's" Eleanor Burns. The sample is a "small block lap" done in a scrappy look. You may choose to make a two or three colour quilt or go scrappy. The scrappy look in the small block quilt is suitable for a jelly roll or using up scraps. This is a great technique that is much simpler than it looks!


Tuesday, March 6th 6:30-10:00pm

Thursday, March 8th 6:00-9:30pm

\$50.00 + pattern

34. Machine Quilting Level 2 - The Big Quilt

with Ruth Headley


 So you have quilted a few table runners and wall-hangings, now it is time to move on to the big quilt. Bring one to the class and we will learn how to handle it. Pre-requisites: Must have attended Level 1 and be confident in free motion quilting.

Wednesday, March 7th 6:00-10:00pm

\$30.00

35. Sewing Machine Tote

with Joanne Love

 Sew a personalized Sewing Machine Tote to carry your machine to class in style and be the envy of fellow sewers. This easy to make tote will be great for transporting your sewing machine using the sturdy handles. The outside pocket holds your sewing manual or paperwork. The pattern can be tailored to fit most sewing machines or even add an additional pocket. Great opportunity to use the special fabric you have been saving while making a one-of-a-kind bag.

Prep Night: Friday, March 9th 6:00-8:00pm

Class: Sunday, March 18th 10:00am-5:00pm

\$60.00 + pattern




All About BPQ Retreats

It has evolved over the years that we do early sign-up for our Quilt Retreats. Rather than waiting for class sign-up days in January and September, we begin the sign-up for these coveted getaways earlier. Don't despair, we have a board up in the shop to let you know when sign-up will begin. Keep your eyes open for registration.

Location	Sign-up begins	Retreat Date
Haines Junction	mid-October	April
Haines Junction	mid-June	September
Inn on the Lake	June	mid-November
BPQ Birthday	January	late-February
Longest Day	April	late-June

36. Place Mat 4 - Fine Dining


with Ruth Headley

 This very simple pieced placemat has been chosen so that we can practice quilting at the next level. It lends itself to "quilting in the lines". Of course you can just make and quilt them in a simple way or you can push on to the next level of machine quilting. Whatever quilting you chose the fabric choice will make them sophisticated place mats.



BEGINNER PIECING - CHALLENGING QUILTING

Saturday, March 10th 12:45pm-4:30pm

 1 place mat - \$30.00 + pattern

37. Fibre Play Day

with Dahn Casselman and Ruth Headley

Please see description # 22


Sunday, March 11th 10:00am-4:00pm

\$20.00

38. Quilter's Accessories 3 - Mesh Bag

with Ruth Headley

BEGINNER

 I know that you need a project bag to carry to and from class and we are going to help you make one. Choose a feature fabric that is cute or a smaller piece of gorgeous fabric you have been saving for just this project.


Monday, March 12th 6:00-10:00pm

 1 accessory class - \$30.00+ pattern

39. Diamond Double

with Bernice Ovens

CONFIDENT

 Although this pattern suggests you use Jelly Rolls we found it very wasteful as you need 56 strips for a twin size. So for the sample we used 1/4 mts and even though we had less variety it still looked fabulous. Simple piecing and diagonal block construction.

Tuesday, March 13th 6:30-10:00pm

Saturday, March 17th 9:00am-4:00pm


\$55.00 + pattern



40. Create Fabric with Texture Magic ©

with Dahn Casselman

Texture Magic™ is a product made by Superior Threads. It is a steam-activated shrinking fabric that shrinks and texturizes your fabric to use in quilts, purses, bags, art pieces or many other items. Most of all it is a blast to play with! In this class, we will experiment with several techniques and take home samples that can be used in future projects.




Wednesday, March 14th 6:00-10:00pm

\$30.00 + kit

41. Jams and Jellies

with Ruth Headley

CONFIDENT

 I really have been wanting to make this quilt for years and have been collecting fruit and vegetable fabrics for it. Lines of fabrics have come and gone and I have them stashed, so now is the time. I have designed the quilt which is very adaptable and the blocks are under way. As the pieces are fairly big, it is a good project to learn the paper piece technique. You can vary the size of the wall hanging depending on the space in your kitchen.

Thursday, March 15th 6:00-9:30pm

Tuesday, March 20th 6:00-9:30pm


Thursday, March 22nd 6:00-9:30pm

\$50.00 + BPQ pattern

42. Creative Surface Design from your Scrap Stash

with Sally Sheppard

CONFIDENT

 The fabric scraps just keep piling up because you know you will use them some day. That day has come. We will create beautiful fused fabrics which can then be embellished with freestyle machine embroidery, couching or hand embroidery and beads. The finished fabric can be used for wall hangings, bags, pillows or whatever inspires you. The class will primarily focus on surface design so we will discuss some of the principles of design as you plan your pieces. You will be able to complete at least one piece during the class.

Friday, March 16th 6:00-10:00pm

\$30.00



Customer Appreciation Day

December 17, 2011

15% off Storewide (some restrictions apply)

• threads • books • notions • patterns • Bernina accessories • all fabric

Select fabrics reduced 30%, 50% & 70%

Vote on the display of our Christmas Challenge entries

Refreshments provided

**BEAR'S PAW
QUILTS**



Quilters without Borders



This group of quilters meets at Bear's Paw Quilts every Thursday from 10am to 2pm to make quick quilts to donate to those in need. Come in and sew with us.

43. PicNic

with Geana Hadley

Who doesn't need a romantic picnic blanket? Finished size is 46.5" x 60.5" and is made using folded corner squares. This quilt comes together easily and can be made using a jelly roll to make it scrappy or specific colors to give it a classier look.

Monday, March 19th

6:30-10:00pm

Friday, March 23rd 6:00-9:30pm

\$50.00 + book



44. Bernina Club

with Joanne Love

Please see description # 12

Wednesday, March 21st

12:30-3:30pm or 6:30-9:30pm

Kit fee: \$15.00 (after first year)



45. Stepping Stones

with Karen Mills

Here's another curved pieced quilt using the Cut-A-Round method! Learn how to set in full circles to frame one or two large print feature fabrics. Perfect to showcase those beautiful Asian or floral prints you've been stashing.

Monday, March 26th

6:30-9:30pm

Saturday, March 31st

9:00am-4:00pm

\$60.00 + book



46. Whirlygig

with Ruth Headley

This is a hand stitched project that will last you the summer or longer. It is made by English Paper Piecing, an old technique which has been made easier by strip cutting instead of using templates. It is an ideal project for scraps, but can be made with yardage. If you intend spending leisure time at the cabin this summer this is the class for you.

Tuesday, March 27th 6:30pm-10:00pm

Thursday, March 29th 6:00pm-9:30pm

\$50.00 + BPQ pattern

47. Fun and Funky Appliqué

with Ruth Headley

You have all admired Roger the Reindeer, so why not make your own funky wall hanging. We have lots of designs patterns and are already saving fun and funky fabric scraps. This can be considered our scrap project of the term. Most of them are on a pieced background to add interest. How much top stitching you do is up to you. I can't wait, I am going to get started on my next one as soon as I finish this newsletter.

Wednesday, March 28th 6:30-10:00pm

Friday, March 30th 6:00pm-9:30pm

\$45.00

April

48. Sew Far Behind

with Carol Smith

Please see description # 7

Sunday, April 1st 10:00am-4:00pm

\$20.00

49. Baby Reversible

with Ruth Headley

Another technique class, this one has been around for a few years and I have taught it several times. You quilt each block as you go


and then put them together with sashing. The idea is to make each side a totally different style, spring and summer, reds and blacks, Christmas and fall. We need to do some pre-class prep and so I have scheduled an extra night. I decided to do a baby quilt as the sample. You will also learn reversible binding which can be used on any quilt.

Monday, April 2nd 6:30-9:30pm

Thursday, April 12th 6:00-9:30pm

Tuesday, April 17th 6:00-9:30pm

\$50.00 + BPQ pattern



Class credits

We are now offering you the opportunity to earn ½ price and even **free classes**. Each class you attend will give you points towards this goal. This is in addition to the free meters of fabric you can earn by using your BPQ fabric card.

3 points = ½ price class

6 points = 1 free class

The points do not carry forward from one teaching session to the next, but your free class can be used or saved.

What the symbols mean

freshman level class

1 point

sophomore level class

½ point

50. Photos To Fabric

with Dahn Casselman

Would you like to personalize your quilts by adding a printed label or a photo? In this demo only class, you will learn how to select, upload and re-size photos and then print them onto fabric. You will leave with a better understanding of how photos print on a variety of fabrics and how to safely run these photos through your own home printer. As a bonus, a photo of your choice will be printed so you can take it home and use in your own project!

Tuesday, April 3rd 6:00-10:00pm


\$30.00

51. Portraits from Nature

with Joanne Love

CHALLENGING

Bring your favorite garden plants to life in lovely quilted portraits. Joanne will lead you through the steps of fusible appliqué, embellishing and quilting small portraits of your favorite plants using Jean Wells book, "Portraits from Nature". The small portrait quilts are then combined into a larger quilt that can then be framed or made into a wall quilt. This is a great class to learn several techniques including machine quilting while working on a small, quick and manageable project.



Prep Night: Thursday, April 5th 6:00-9:00pm

Class: Sunday, April 15th 10:00am-5:00pm

\$55.00 + book

52. Zoë

with Karen Mills

CONFIDENT

Here's a great quilt to use a package of funky fat quarters. Karen has adapted this pattern to use the Strip Tubing method for faster results. Uses 20 fat quarters for a scrappy look or 10 fat quarters with a coordinating background for a more traditional look.



Tuesday, April 10th 6:30-10:00pm

Friday, April 13th 6:00-9:30pm

\$50.00

53. Snow Gone Retreat

with Loads of Quilters

We start this retreat on Thursday morning, some of us even go out to Haines Junction on the Wednesday night. We sew and party 'til Sunday afternoon. A non-refundable deposit secures a place and then you have to decide on sleeping arrangements. We have caterers for Thursday, Friday and Saturday dinner and Saturday lunch, the rest of the meals are up to the individual. It is great fun and it is highly recommended for the quilt addicted. See you there.



Thursday, 9:00am - Sunday, 3:00pm

April 19th - April 22nd

160.00-ish + sleeping costs



Thread collections by quilt and fabric designers:

Pat Sloan, Marianne Byrne, Edyta Sitar, Mark Lipinski, Sarah Vedeler, Sharon Pederson



54. Bernina Club

with Joanne Love

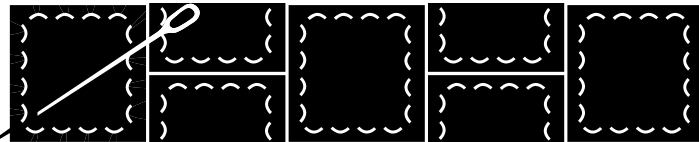
Please see description # 12

Wednesday, April 25th

12:30-3:30pm or 6:30-9:30pm

Kit fee: \$15.00 (after first year)

BERNINA⁺



Wooden Tools

by Wray Parsons
a very special gift



Tonga
Lemongrass
Treat Strips &
Squares

Treat yourself
to
Timeless
Treasures



Bear's Paw Quilts - Workshop Policies

Classes are open on a first come basis. When a class fills up quickly, we often put people on a wait list and schedule another class.

We request that you leave babies and children at home when you come to a class. Teens are welcome in all our classes.

You are not officially registered until you have paid. GST will be added to class cost. You may pay for a class with Visa, MC, debit card, cash or use your class points.

Cancellation: In the event you cannot attend a class that you have paid for, we will issue credit or transfer you to another class if we receive 7 days notice. If we receive less than 7 days notice, we will give you class handouts, but no refund can be given.

Class Minimum: Normally a class must have 3 students.

Sewing Machines: Please bring your own machine in good working order. An instruction manual for the machine is essential. Don't forget to bring extra machine needles. BPQ does have one Bernina sewing machine for rent - see our Sewing Machine Rental Policy.

Supply Lists: are available for each class at the time of registration. Read it carefully and bring everything on the list.

Place: All classes are in the BPQ classroom. Ironing boards and irons are provided. 2 large cutting mats are provided. Please bring anything else you may need, and label all your personal equipment.

Bear's Paw Quilts - Sewing Machine Rental Policy

- ◆ In the interest of encouraging beginners to quilt, Bear's Paw Quilts has purchased one new Bernina Activa 230 that will be available for rent.
- ◆ Cost of machine rental is \$30 per day or \$15 for half a day **or less.**
- ◆ The rental machine must be booked and paid for at the time of class registration. In the event you wish to cancel either the machine rental or the class, you will recover full credit for your payment only if we receive the cancellation **7 days before the class date.**
- ◆ At the time you book the sewing machine, you must make an appointment for a brief instruction on the use of the machine.
- ◆ The machine is kept on the shop premises at all times. You may not take it home.
- ◆ You must provide your **own thread, machine needles,** personal sewing equipment and supplies. Any bobbins that you use must be left with the machine at the end of the rental period.

Note: Demonstration machines are not available for use during class or at any other time. They are for demonstrating features to persons who are interested in buying a Bernina.



January

- 7th (Saturday) Sign-up day
- 10th, 16th, & 17th (Tuesday/Monday/Tuesday) Daytime QuiltStart 1.
- 10th, 16th, 17th & 19th (Tuesday/Monday/Tuesday/Thursday) QuiltStart 2.
- 11th (Wednesday) Colour 1 3.
- 12th (Thursday) Quilter's Accessories-1 Chicken Pincushion 4.
- 13th & 22nd (Friday/Sunday) Buggy Barn 5.
- 14th (Saturday) Mystery Quilt
- 14th (Saturday) Place Mat-1 Quilt as You Go 6.
- 15th (Sunday) SFB 7.
- 20th, 27th & February 5th (Friday/Friday/Sunday) Arizona Star 8.
- 21st (Saturday) Colour 2 part-2 9.
- 23rd & 30th (Monday/Monday) Coming Soon 10.
- 24th & 26th (Tuesday/Thursday) Carousel 11.
- 25th (Wednesday) Bernina Club 12.
- 28th (Saturday) Dutchman's Puzzle 13.
- 29th (Sunday) Mini Stained Glass 14.
- 31st (Tuesday) Quilter's Accessories-2 Coil Pots 15.

February

- 1st (Wednesday) Sweet Potato Pie 16.
- 2nd, 10th, 14th & 15th (Thursday/Friday/Tuesday/Wednesday) QuiltStart 17.
- 3rd, 6th & 8th (Friday/Monday/Wednesday) Couching the Carol Taylor Way 18.
- 4th (Saturday) Faux Baltimore 19.
- 7th & 9th (Tuesday/Thursday) Cake Walk 20.
- 11th (Saturday) Mystery Quilt
- 11th (Saturday) Place Mat-2 Ti Leaves 21.
- 12th (Sunday) Fibre Play Day 22.
- 13th & 18th (Monday/Saturday) Twister 23.
- 16th & 17th (Thursday/Friday) Machine Quilting Level-1 24.
- 19th (Sunday) SFB 25.
- 20th & 27th (Monday/Monday) Labyrinth 26.
- 21st, 28th & March 3rd (Tuesday/Tuesday/Saturday) QuiltStart 27.
- 22nd & April 4th (Wednesday/Wednesday) Hawaiian Quilting 28.
- 23rd-26th (Thursday-Sunday) Happy Birthday Retreat 29.
- 29th (Wednesday) Bernina Club 30.

March

- 1st (Thursday) Place Mat-3 Six Square Mat 31.
- 4th (Sunday) SFB 32.
- 6th & 8th (Tuesday/Thursday) Double Pinwheel 33.
- 7th (Wednesday) Machine Quilting Level-2 34.
- 9th & 18th (Friday/Sunday) Sewing Machine Bag 35.
- 10th (Saturday) Mystery Quilt
- 10th (Saturday) Place Mat-4 Fine Dining 36.
- 11th (Sunday) Fibre Play Day 37.
- 12th (Monday) Quilter's Accessories-3 Mesh project Bag 38.
- 13th & 17th (Tuesday/Saturday) Diamond Double 39.
- 14th (Wednesday) Texture Magic 40.
- 15th, 20th & 22nd (Thursday/Tuesday/Thursday) Jams and Jellies 41.
- 16th (Friday) Surface Design 42.
- 19th & 23rd (Monday/Friday) PicNic 43.
- 21st (Wednesday) Bernina Club 44.
- 24th (Saturday) Colour 2 part-2 9.
- 26th & 31st (Monday/Saturday) Stepping Stones 45.
- 27th & 29th (Tuesday/Thursday) Whirlygig 46.
- 28th & 30th (Wednesday/Friday) Fun and Funky Appliqué 47.

April

- 1st (Sunday) SFB 48.
- 2nd, 12th & 17th (Monday/Thursday/Tuesday) Baby Reversible 49.
- 3rd (Tuesday) Photos To Fabric 50.
- 5th & 15th (Thursday/Sunday) Portraits from Nature 51.
- 10th, 13th (Tuesday/Friday) Zoë 52.
- 14th (Saturday) Mystery Quilt
- 14th (Saturday) Colour 2 part-2 9.
- 19th-22nd (Thursday-Sunday) Snow Gone Retreat 53.
- 25th (Wednesday) Bernina Club 54.

May / June

- 12th May (Saturday) Mystery Quilt
- 12th May (Saturday) Colour 2 part-2 9.
- 9th June (Saturday) Mystery Quilt

Saturday Savers

"plan" for great savings

JANUARY			MARCH		
Jan. 7th	Books & Patterns	15%	Mar. 3rd	Cut fabrics JR, LC, CP, FS	10%
Jan. 14th	Fat 1/4's	4 for the price of 3	Mar. 10th	Blenders	15%
Jan. 20th-21st	Fabric	15%	Mar. 17th	Books & Patterns	15%
Jan. 28th	Notions	15%	Mar. 24th	Notions	10%
FEBRUARY			Mar. 31st	Fat 1/4's	4 for the price of 3
Feb. 4th	Threads	15%	APRIL		
Feb. 11th	Flannels	15%	Apr. 7th	Threads	15%
Feb. 18th	Bernina accessories	10%	Apr. 14th	Flannels	15%
Feb. 25th	Batiks	15%	Apr. 21st	Batiks	15%
A CREATIVE MESS IS BETTER THAN TIDY IDLENESS.			Apr. 28th	Kits	15%