


BEAR'S PAW QUILTS



100 - 2093 2nd Avenue, Whitehorse, Yukon, Canada Y1A 1B5
Phone: (867) 393-BEAR (2327) www.bearspawquilts.com
twitter @ bearspawquilts

NEWSLETTER

Spring / Summer 2012

Welcome to Whitehorse

Here at Bear's Paw Quilts we have been waiting for your arrival, all year we plan for the change our shop undergoes. From September to April our focus is on classes and teaching. As fall approaches we begin to pursue our quilt making year, daylight becomes scarce and we produce wonderful creations to brighten our increasingly darker days. We are not hindered by the snow, it just gives us more reason to use bold and bright colours. Once the snow is down most of us spend time in the great outdoors, walking the dog, snowshoeing or hiking. This fits well with our indoor obsession of creating quilted items large and small. We have a break in classes during Christmas and resume again in January with a new schedule of classes and events. We have 5 Retreats during the quilt year; they started as weekends away and over the years have evolved into 4-day events. We love to get away from all the phone calls, and daily distractions and just wallow in the art of quilt making from early morn to late at night.

And so the quilting season for us is waning and we look forward to meeting our visitors. Changing the shop's appearance from class based to a haven for the traveler always gives us pleasure.

All year we plan new and innovative projects. We are always excited to find Northern themed fabrics and we devise patterns to suit them. We have some lovely fabrics this year.

So welcome to our lively shop in our beautiful Territory of Yukon.

~ Happy Stitching
Ruth & the staff of BPQ

Northern Designs

This year we have a line of fabric designed by the artist **Jody Bergsma**. It is called **North American Wildlife** and the feature fabrics are just beautiful, with gorgeous coordinates. We have used a locally designed pattern by **Karen Mills** to make samples and kits to inspire you. Speaking of Karen, she also produces some wonderful graduated hand dyes and



some original screen print panels. Another exceptional fabric line is **Animal Spirits** by **Sue Coccia**, wow is it ever dramatic. Again we have used it in samples to give you a few ideas, but I bet you will have your own thoughts on how best to use this dramatic fabric.




During the year we found a designer **bjdesigns** and just fell in love with them, you will see the sample that inspired

enough customers to have 2 classes using the patterns. I called the class Fun and Funky, and the appliqué patterns have names like Holly Bear and Ellie the Elephant. Just so cute. We have a very striking line called **Northwest**, based on First Nations imagery, we have the samples too.



What's new at BPQ?

The raven is one of the few birds to stay with us all year, and we love them, noisy, bossy and numerous. We are always glad when fabric and pattern designers showcase the raven, which they have done lately. We try to feature them as often as possible.



Our Fireweed "Wall of Fame"

As fireweed is our Territorial flower we have a fireweed wall and we add to it each year. The fireweed flowers in late June and we say that when the top buds

flower the summer is over. We try not to think about that, make a fireweed wall hanging and the summer will always be with us in our homes.

Dates to note

Quilt Sale

All Summer Long

Fall Classes

Watch for our class newsletter available in late August.

Sign up for classes will be on **Saturday, September 8th.**

Classes start September 10th


Fall Fabric Sale

Friday, September 14 &

Saturday, September 15

We're Green!

Here in Whitehorse we attempt to be as "green" as possible. At Bear's Paw Quilts we try not to use plastic, encourage customers to bring fabric bags, if you have to have help from us with a bag we ask you to put some coins in the jar for the local food bank. We sort and recycle all our garbage and are proud of our efforts.



Every summer the open plan classroom is converted to an ongoing project room. As often as possible one of the members of staff will spend some time there working on a small quilty item and these little demos are supported by kits and patterns and a couple of hand sewn projects.

We welcome men visitors hoping they are quilters too, but if not, there are chairs and magazines to keep them busy while the quilter browses the shop. I am sure you will be surprised how big our shop is for such a small city. We are 9 years old this year and are constantly surprised at how much we all still love to come to work every day. We all wear name tags, quilted of course, so you can address us by name and hopefully remember us as you travel our wonderful Territory.



One of our unique Northern theme kits

We encourage our local quilters to become designers and will stock their patterns. At the moment we have a series of Mini Monthly kits and patterns designed by **Terry Funk** and **Ruth Headley**. We will wholesale them for any shop to use as a teaching tool. Just ask for the details.

Lori Hampton has a small series of patterns with a wonky theme, we loved the quilts and the classes were very popular.

Lise Merchant is another pattern designer and her specialty is the stained glass technique. Originally a stained glass artist she converted to fabric and fibres. The patterns we stock are almost all Northern themed, ranging from northern lights to dog mushing, The sizes range from large wall hangings to tiny little minis.

Karen Berrel has designs around the theme of wine and recently won 1st prize in the Manitoba Prairie Quilter's show. We have the quilt on show with the pattern.

Karen Mills is very productive. She has patterns which she uses as teaching tools and a passion for dyeing and screen printing that keeps lots of her stuff in the shop.

I design as much as possible, simple uses of pre-cuts, and various small



Sudoku quilts

projects, from thread catchers to mesh bags. Some years ago I designed a Sudoku quilt which uses 9 fat quarters. All around the shop you will find bundles of 9 fat quarters just picked out for this quilt. I have just made a mini version of the quilt, which was great fun to sew and makes a cute wall hanging or a placemat.

Saturday Savers

"plan" for great savings

May			July		
May 5th	Fat 1/4's	4 for the price of 3	July 7th	Batiks	15%
May 12th	Notions	15%	July 14th	Threads	15%
May 19th	Cut fabrics JR, LC, CP, FS	10%	July 21st	Flannels	15%
May 26th	Books & Patterns	15%	July 28th	Oriental & African	15%
June			August		
June 2nd	blue & purple	15%	August 4th	Fat 1/4's	4 for the price of 3
June 9th	red & pink	15%	August 11th	Blenders	15%
June 16th	black & white	15%	August 18th	Bernina Accessories	10%
June 23rd	neutrals	15%	August 25th	Threads	15%
June 30th	brown, cream, white green & yellow	15%	September		
			Sept. 1st	Batiks	15%
			Sept. 8th	Books & Patterns	15%