
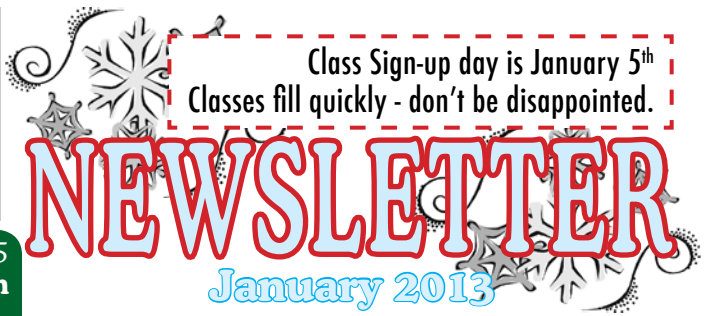


BEAR'S PAW QUILTS



100 - 2093 2nd Avenue, Whitehorse, Yukon, Canada Y1A 1B5
Phone: (867) 393-BEAR (2327) www.bearspawquilts.com
twitter @bearspawquilts



Welcome to the new teaching session

We have had a great first teaching term, (not counting all the snow shovelling). All the classes went well and as usual the resulting quilts were fabulous. I wish there was a way to see them all finished, but try as I may I can't think of a practical way to show them. We are always really pleased when you make the effort and bring the completed quilt into the shop to show us. We do love Show and Tell; please continue to bring them in.

Staff changes have been made during the fall. It is with real sadness that we report that Kim Morris and her family have moved away from Whitehorse and settled in Prince George. We will miss her in the shop, she so loved working with the customers, choosing fabrics was a favourite part of the job. Vivacious and endlessly helpful both customers and staff enjoyed working with her. We wish her well.

Lori Hampton and her husband Joe are also leaving Whitehorse. They are going to Ecuador for several months and hope to settle there. She has already gone but will return to town temporarily in the spring. She has been at the shop for quite a few years and I will miss her on a personal level as well as a professional one. We all loved her positive and encouraging attitude to life and the shop. A big loss.

Our newest member of staff in the shop is Laurie Jacobsen. Welcome to our team. Come in and meet her sometime.

However our regular teachers are madly making their samples as I write this. Linnea is teaching another class as she had such a good time last session. We have a good selection of Fibre Play this year with Sally and Dahn. Check the samples out, they are always displayed by the cutting station in the classroom.

We have lots of new quilts but also a few favourites, back by popular demand, we hope you like them as much as we do. See you for class sign-up on the 5th of January, at 10:00am.

The **Retreats** went well, lots of fun and so much accomplished. It is amazing how many quilts you can finish in a 4 day weekend. Please look at the info in this newsletter listing the retreats and the relevant sign-up dates. To ensure your space at one of the retreats you have to be on the ball and get into the shop on the date.

To help you stay up on all things BPQ we have just moved forward into technology and now have an **email alert list!** Whenever some impending event is on the horizon, like sales, retreats, new fabric deliveries, then we send an email. It certainly has worked well so far. If you are not on the list please give us your address.

~Ruth and the staff of BPQ

New Term Sale ~ As always we want to start the teaching session with a blow out sale. You know the procedure; we have a 70% off table, a 50% off table and a 30% off table. All the remaining fabric in the shop will be 15% off. We will start on **Thursday, January 10th** at 10:00am until 6:00pm

What's new at BPQ?

(there is a class scheduled that night.) The sale will continue on **Friday, January 11th** until 7:00pm. That should give you all plenty of time to choose fabric for your classes. See you there.

Class Level Guide

In an attempt to guide you to the degree of difficulty in each class we have designated the following words:

BEGINNER

Those straight from QuiltStart would manage these classes and every other level are welcome, of course.

CONFIDENT

If you were an experienced sewer before QuiltStart this would be do-able, or if you have made a few quilts and you feel confident.

CHALLENGING

These require considerable experience in quilting, and will take time and patience. But you have to sew your first challenging quilt sometime.


This is only a guide to let you know what to expect from a class.

January

1. Daytime QuiltStart

with Ruth Headley

BEGINNER

 This class is designed for those who have no experience in quilting, or for those who want to get back to basic skills. The class has two components: Introduction to Quilting where you learn about the basic equipment and materials needed as well as learning about your machine, and QuiltStart where you will make a table runner in the Rail Fence design. This class provides the rudiments of quilting and prepares you to work on any number of projects afterward. This class is comprised of 12 hours of class time and probably 10 hours of extra sewing to complete the project.

Introduction to Quilting

Tuesday, January 8th 6:00-9:00pm

Class

Monday, January 14th 10:00am-4:00pm


Tuesday, January 15th 10:00am-4:00pm

\$60.00

2. QuiltStart

with Ruth Headley

BEGINNER

 Please see description #1

Introduction to Quilting

Tuesday, January 8th 6:00-9:00pm

Class

Tuesday, January 15th 6:00-9:30pm

Thursday, January 17th 6:00-9:30pm

Friday, January 18th 6:00-9:30pm


\$60.00



3. Colour 1

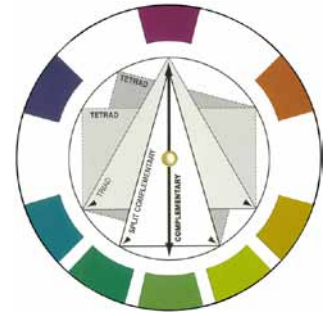
with Karen Mills

BEGINNER

 Join us for an evening of fun as we play with fat quarters to explore colour wheel basics, intensity, tone, texture, and fabric choice. This introductory colour theory course is perfect for the beginner or advanced quilter or anyone looking to add a little colour pizzazz to their quilts.

Thursday, January 10th 6:30-10:00pm




\$30.00



4. Colour 2 - Colour Harmony Sampler

with Karen Mills

CONFIDENT

   Colour Harmony Sampler: For those of you who have completed Colour 2 Part 1, join again in January for the last 5 sessions. Each month a different colour harmony will be explored around your colour through classroom discussion, fat quarter play, and shared learning. Sew your block at home and share your success with the class next month. At the end of the year you will have completed a sample quilt exploring your selected colour.

January Triple Complementary

February Spaced and Triad (full day)

April Tetrad

May Main colour plus many

Pre-requisite: Playing with Colour or a beginner colour theory course

Saturdays: January 12th; February 2nd

9:00am-4:00pm;

April 13th; May 4th

9:00am-12:30pm

\$80.00 for 4 sessions

Class credits

We are now offering you the opportunity to earn ½ price and even **free classes**. Each class you attend will give you points towards this goal. This is in addition to the free meters of fabric you can earn by using your BPQ fabric card.


   3 points = ½ price class



     6 points = 1 free class


The points do not carry forward from one teaching session to the next, but your free class can be used or saved.

What the symbols mean

 = beginner/confident level class

 = 1 point

  = challenging level class


 = ½ point



5. Puzzle Pieces

with Ruth Headley

BEGINNER

 An easy to cut, easy to sew table runner, we have two Saturday afternoons to make it. As it is early in the season we have time to sew between classes and so that will ensure that it gets finished. You will have cutting instructions before the class. Suitable for beginners.

Saturday, January 12th 1:00-4:30pm

Saturday, January 19th 1:00-4:30pm

\$50.00

6. Garden Delight

with Linnea Castagner

CONFIDENT

 This tried and tested pattern is a breeze to do. It starts with sewing a strata and then putting the blocks together into a quilt top. Then you cut the top into two pieces and sew it together to make a different shape. Then you cut it again and sew it again into a different shape. Exciting and nerve racking when you cut. The resulting quilt is amazing. Good for the confident beginner and a breeze for the confident quilter.



Monday, January 14th 6:30-10:00pm

Monday, January 21st 6:00-9:30pm


Wednesday, January 23rd 6:00-9:30pm

\$60.00 + pattern

7. Hot Ziggity

with Bernice Ovens

BEGINNER

 This fat quarter friendly pattern makes a Queen size quilt. Using the log cabin technique this class is suitable for beginners, though you must be confident in your quarter inch. The quilt is basically a single block transformed by the colour choice. Diagonal construction will introduce you to sewing setting triangles.



Wednesday, January 16th 6:30-10:00pm

Saturday, January 26th 9:00am-4:00pm

\$60.00

8. MYSTERY QUILT CLUB 2012/13

with Joanne Love



CONFIDENT

Another year for the Mystery Quilt Club. We started meeting in November 2012 and will continue until June. This year is a special year for Border Creek Station as they are celebrating their 10th Mystery Quilt Year so this pattern is called

"Quilter's Celebration"

For those of you who are not familiar with mystery quilts — it is set up so you don't know what pattern you are making until the quilt top is done which adds to the excitement. As a Mystery Club Member you will receive 1 installment each month with clearly written instructions and full color diagrams for 8 months of total suspense for a true quilting adventure! You will have the option of picking your own fabrics or you can purchase a kit assembled exclusively for this event. Club members get together the 2nd Saturday of the month to receive the next Mystery Installment of the top secret project that will not be revealed to you - because it's TOP SECRET! If you can't make a meeting, you can pick up your copy of the installment after the meeting date. Refreshments will be served while we chat. Come and join the fun while Joanne leads you through the secretive journey each month.

Saturdays: January 19th; February 16th;

March 16th; April 20th; May 18th; June 15th

11:00am-12noon

\$25.00

Happy Quilting,
Joanne

9. Sew Far Behind

with Karen Mills

What an opportunity this is, a whole day to come to grips with some of those unfinished projects, it's quiet, lots of space, no distractions and a teacher on hand to help you work out those problems...and all for a fabulous price.


Sunday, January 20th 10:00am-4:00pm

\$20.00

10. Machine Quilting Level-1

with Ruth Headley

BEGINNER

 Learn the basics of good machine quilting. We start with straight-line quilting and then we drop the feed dogs and begin free motion quilting. Once you have started, all you need is practice, practice, practice.

Tuesday, January 22nd 6:30-10:00pm

Thursday, January 24th 6:00-9:30pm

\$50.00

Quilters without Borders



This group of quilters meets at Bear's Paw Quilts every Thursday from 10am to 2pm to make quick quilts to donate to those in need. Come in and sew with us.




11. Paint a Landscape Scene

with Dahn Casselman

BEGINNER

This is the first of three distinct workshops that will allow you to: design and paint a landscape scene (class 1); add fibre art embellishments to a landscape scene (class 2); and free motion sew a landscape scene (class 3). While all of the classes build on each other, they are completely independent of each other and you can join in any class as a stand alone class. 'Paint a landscape scene' will allow you to try Pebeo Setacolor paints on cotton fabrics. This is a hands-on painting workshop where you will mix colours and produce several fabrics suitable for landscapes. Painting fabric is easy, fun and very rewarding. No artistic talent is required except for the ability to hold a paintbrush and draw a straight(ish) line. No really!


Friday, January 25th 6:00-10:00pm

 1 landscape class - \$30.00
 2 landscape classes - \$50.00
 3 landscape classes - \$70.00
\$30.00

12. Colour Me Quilt

with Ruth Headley

BEGINNER

 This small wall hanging is a simple fusible web technique. The excitement is in the colour. We will use Shiva sticks and Derwent Inkntense pencils to paint fabric. Then it is embellished with colourful quilting and beading.


Beginner - but must be confident in free-motion quilting.

Sunday, January 27th 10:00am-5:00pm
\$50.00

13. Machine Quilting Level 2 - The Big Quilt

with Ruth Headley

CONFIDENT


 So you have free motion quilted a few table runners and wall-hangings, now it is time to move on to the big quilt. Bring one to the class and we will learn how to handle it. Pre-requisites: Must have attended Level 1 and be confident in free motion quilting.

Monday, January 28th 6:00-9:30pm
\$50.00

14. Rhapsody

with Terry Funk

CONFIDENT

 This quilt is made using four fabrics cut into strips and the Lazy Angle Ruler! Lots of piecing and sub cutting gives all the different shapes that appear. Lots of fun!

Tuesday, January 29th 6:30-10:00pm
Thursday, January 31st 6:00-9:30pm
\$50.00

Wooden Tools

by Wray Parsons
a very special gift



15. Bernina Club

with Joanne Love

BERNINA⁺

Well the cold weather is here and we all know that it gives us more time to sew! What better time to learn more about your Bernina sewing machine or brush up on all it has to offer. Join Joanne each month to learn new skills in using your Bernina sewing machine while making a great project. We'll cover all types of sewing and quilting techniques — there is always something for everyone. The project will be on display in the shop on the 1st business day of each month. Seating is limited so sign up early to avoid disappointment. This class is open to all owners of Bernina sewing machines. If you purchased your Bernina sewing machine at BPQ you will receive a free 1-year membership to the Bernina Club, a nominal kit fee will be required for all others.


Wednesdays: January 30th; February 27th;
March 20th; April 24th
12:30-3:30pm or 6:30-9:30pm
Kit fee: \$15.00 (after first year)

February

16. Buggy Barn Crazies

with Joanne Love

BEGINNER

 Calling all Barn Chicks! It's that time again for us to get together to make another crazy quilt. Stack it, cut it and shuffle it - then stitch it without having to add the seam allowance! Square up the blocks and you're done — you have just mastered the Buggy Barn way. This class is perfect for beginners or those who would like to not get hung up on precision piecing and let go for a change. Choose any Buggy Barn crazy pattern, gather up your fabric and have fun stitching your blocks. What an easy way to become Certifiably Crazy and have a fun day.



Fabric Selection & Prep:

Friday, February 1st 6:00-8:00pm

Class: Sunday, February 10th 10:00am-5:00pm

\$60.00 + book/pattern of your choice



Are you on a Roll?


Another great pattern
from Bear's Paw Quilts.
59" X 73"

Jelly Roll to Strips & Stripes

BEGINNER

17. Stained Glass for all Levels

with Lise Merchant

 This class is open to all levels from beginners and up. You can sew minis or any other size of stained glass patterns you want.

This is a good opportunity to refresh your memory if you have sewn one before or learn how it's done for the beginners.


Sunday, February 3rd 1:00-5:00pm
\$50.00 + pattern



BEGINNER

18. Stackables

with Bernice Ovens

 This lap quilt is definitely leaning towards "modern quilt" design. It uses big pieces of fabric and makes up very quickly. With contrasting fabrics this will be a dramatic quilt.


Monday, February 4th
6:30-10:00pm
Thursday, February 7th
6:00-9:30pm
\$50.00 + pattern




CONFIDENT

19. Shenandoah Stars

with Karen Mills

 This large quilt goes together rather quickly because the diamond and triangle units are strip pieced. It looks complicated but look beyond the stars and octagons and this striking quilt is just triangles and diamonds.

Tuesday, February 5th 6:30-10:00pm
Saturday, February 9th 9:00am-4:00pm
\$60.00 + book



CONFIDENT

20. Ambrosia

with Karen Mills

 Ambrosia is an ideal introduction to curved piecing for curved piecing newbies or it offers more curves for curved piecing enthusiasts like me. This quilt features one block that uses five coordinating fabrics to create a stunning mosaic design.

Wednesday, February 6th 6:30-10:00pm
Wednesday, February 13th 6:00-9:30pm
Wednesday, February 20th 6:00-9:30pm
\$60.00 + magazine & ruler



BERNINA+

made to create

The BERNINA 5 Series: the clever specialists for highest-precision sewing, embroidery and quilting



BERNINA 530 / 580 / 550QE

BERNINA 530

wide range of functions and features with a wealth of pre-programmed stitches.


BERNINA 580

feature-packed sewing, embroidery and quilting – highly versatile for creative freedom.

BERNINA 550QE

elegant and precise: Superb sewing and quilting for ambitious novices and experienced sewers.

**BEAR'S PAW
QUILTS**



We are your Bernina source.

21. Embellishing a Landscape Scene

with Dahn Casselman

✂️ In the second workshop of the landscape course, you will embellish your landscape scene. This is usually the most rewarding and 'funnest' part of the project. We will be pulling out all of the fiber embellishments that I can think of. We will consider everything from melted tyvek to puffy paint and beads to cheesecloth to make our pieces pop. We will be learning so many techniques, instructions sheets given to you for future reference.

Friday, February 8th 6:00-10:00pm

- ✂️ 1 landscape class - \$30.00
- ✂️ 2 landscape classes - \$50.00
- ✂️ 3 landscape classes - \$70.00

\$30.00

22. Free Motion Sewing a Landscape Scene

with Dahn Casselman

✂️ This is the third and last of the landscape scene course. Note that this can be a stand-alone class if you do not want to take all, or any, of the other classes however this is a beginner/intermediate free motion class and students will be expected to have some experience in free motion stitching.

Do not be intimidated if you are still a beginner at free motion embroidery painting. As long as you know how to free motion and you are familiar with your machine, this class could be just what you need to increase your skills!



Monday, February 11th 6:00-10:00pm

- ✂️ 1 landscape class - \$30.00
- ✂️ 2 landscape classes - \$50.00
- ✂️ 3 landscape classes - \$70.00

\$30.00

23. Flower Patch

with Terry Funk

✂️ One evening is all you'll need to piece this cute table runner. A pieced background is finished with precut, prefused applique pieces from a kit!



Tuesday, February 12th, 6:30-10:00pm
\$30.00 + kit

24. Silk Treasure Box

with Sally Sheppard

✂️ Participants will complete a small silk treasure box embellished with their own original design. Beading, stamping, and stitching options will inspire creativity on this three-dimensional piece. Fine machine cord making will also be explored for the closure mechanism. The box will be an ideal hostess or birthday gift.

Friday, February 15th 6:00-10:00pm

\$30.00

25. Party for four

with Bernice Ovens

✂️ This cute place mat pattern provides four different designs. The one that Bernice has chosen to teach includes cutlery pockets and a decorative pocket flap. It also has a really cool way of finishing the mat with a different kind of stitch and flip method. You can make the other three mats at your leisure.



Saturday, February 16th 1:00-4:30pm

\$30.00 + pattern

26. Sew Far Behind

with Bernice Ovens

Please see description #9

Sunday, February 17th 10:00am-4:00pm

\$20.00

27. QuiltStart

with Ruth Headley

✂️ Please see description #1

Introduction to Quilting

Monday, February 18th 6:00-9:00pm

Class

Tuesday, February 26th 6:00-9:30pm

Thursday, February 28th 6:00-9:30pm


Wednesday, March 6th 6:00-9:30pm

\$60.00

28. French Braid

with Terry Funk

✂️ Here it comes again! Last session this class was overflowing so we promised another class this session. This favorite is a great exercise in putting together lots of fabrics. You have a choice of different layouts and different sizes. I haven't seen a French Braid that I didn't love!



Tuesday, February 19th, 6:30-10:00pm

Saturday, March 2nd, 9:00am-4:00pm

Tuesday, March 12th, 6:00-9:30pm

\$70.00

We Have Gone Green

Bring your own cloth bags with you
- or even better, make one to use. We have patterns too!



29. Happy 10th birthday BPQ retreat

with The Quilt Addicted

We are 10 years old! Can you believe it, did I have a life before BPQ? This retreat is in the shop and so we are limited in the number of people who can join in.

We begin on Thursday evening, sew when the shop is closed on Friday and then celebrate our birthday on the Saturday. We finish up on Sunday afternoon.

Sign-up is set for January at the big sign-up day. Do not delay if you want to join us. A few meals are provided. Birthday cake for all on Saturday from Mary El Kerr, oh yummy!!

Thursday, 6:00pm - Sunday, 3:00pm
February 21st-24th
\$140.00-ish

30. Baby Floor Mat

with Ruth Headley

This quilt has been designed by Lara Rae Grant and uses the 10-degree ruler.

Such a good idea, and it uses a Jelly Roll so it is fairly quick to make. Now we have a gift for the baby when we missed making a crib quilt at the time of birth.

Monday, February 25th 6:30-10:00pm
Monday, March 4th 6:00-9:30pm
\$50.00 + pattern



31. Bernina Club

with Joanne Love

Please see description # 15

Wednesday, February 27th
12:30-3:30pm or 6:30-9:30pm
Kit fee: \$15.00 (after first year)

BERNINA+

March

32. Flying Shuttles

with Bernice Ovens

Ruth had this quilt on her list to teach for several sessions but before she could fit it in, Bernice declared her intentions to teach it. Boo hoo for Ruth. The book pattern has flower applique in the border, but this part is not included in the class. The border has some changes to the pattern, you can choose how you finish the quilt. It is a simple repetitive block but it is essential that your 1/4 inch is accurate. For this reason it is confident/challenging.

Friday, March 1st 6:30-10:00pm
Thursday, March 7th March 6:00-9:30pm
\$50.00 + book



CONFIDENT



Thread collections by quilt and fabric designers:

Pat Sloan, Edyta Sitar, Mark Lipinski, Sarah Vedeler, Sharon Pederson, Lyn Kerry, Elizabeth Phillips



33. Vanilla Latte

with Joanne Love

BEGINNER

✂️ This is one of my favorite quilts so I had to offer it again for those of you who missed it the first time. Do you need to make a quick quilt but get stressed with the thought of choosing the right fabric? Layer Cakes are the perfect treat for any quilter. Each Layer Cake includes forty different 10-inch squares - just the thing for a quick quilt that looks like you spent a lot of time choosing fabrics that are perfectly coordinated. With the use of a background and border fabric, purchased separately, you can make this lap sized quilt in no time at all and don't have to worry about leftover fabric.



Sunday, March 3rd 10:00am-5:00pm
\$50.00+ Pattern

34. Raggy Quilt

with Ruth Headley

BEGINNER

✂️ We have new flannels coming all the time and some easy patterns to make in this technique. We need a prep night so we are all on the same page in the cutting and then we can start stitching in the second part of the class.

Tuesday, March 5th 6:30-10:00pm
Saturday, March 9th 9:00am-4:00pm
\$60.00 + pattern

35. Machine Quilting Level 3 - Quilt within the Lines

with Ruth Headley

CONFIDENT

✂️ Now we are ok at free motion, so the next stage is doing consistent designs within a smallish block. We have panels to work on to save us stressing about the quilt that took us so long to make. We can also work on a whole cloth quilt and just cover it in organized patterns. The class is just one evening, as once you get the idea of the technique it is all just practice.



Friday, March 8th 6:00-9:30pm
\$50.00

36. Sew Far Behind

with Carol Smith

Please see description #9

Sunday, March 10th 10:00am-4:00pm
\$20.00

37. Music Room Windows

with Ruth Headley

BEGINNER

✂️ This quilt is from the book "From Spain with Love". The staff fell in love with the book, we all bought one, and it even includes recipes, how good is that. This quilt is suitable for a large print fabric; you only need that fabric and a dark sashing to complete the quilt. I agonized about the fabric to use, but I think this will be a pattern that I will return to so that I can showcase fabulous large prints that are sometimes difficult to use.



Monday, March 11th 6:30-10:00pm
Thursday, March 14th 6:00-9:30pm
\$50.00 + book

38. Mother and Baby Braid table runners

with Ruth Headley

BEGINNER

✂️ This in-house pattern has been well used and it's time to introduce it to our new quilters, or maybe you missed it first time round. The top should be finished in the class and there is a lot to learn, while making it.



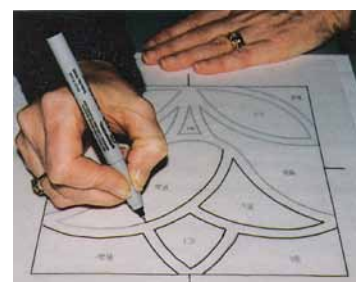
Friday, March 15th 6:00-10:00pm
Saturday, March 16th 1:00-4:00pm
\$50.00 + pattern

39. Designing and Stitching Stained Glass

with Lise Merchant

CONFIDENT

✂️ Join me for a day of learning how to draw from a picture or adapt a pattern to a quilted stained glass wall hanging and a second day of sewing your project using the stained glass technique, the simple fused way.

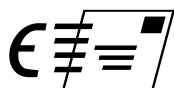


Sunday, March 17th 10:00am- 4:00pm
Sunday, March 24th 10:00am-4:00pm
\$80.00



North American Wildlife
feature fabric line
designed by:
Jody Bergsma

**BEAR'S PAW
QUILTS**



E-mail Alerts

Keep up with the latest news at the shop.
Sign up for email alerts and we'll keep you posted.



40. African Coins

with Ruth Headley

BEGINNER

This is a scrap quilt, so sort those bits out and bring them along. Simple piecing makes the main coin blocks. It's the pieced sashing that makes this quilt so stunning. I made the sample within a vague colour grouping, but you can make it with just mixed scraps. The original sample was made by Lori and is smaller than the quilt I made. Choose whatever size you want.



Monday, March 18th 6:30-10:00pm

Thursday, March 21st 6:00-9:30pm

\$50.00 + pattern

41. Lori's Quilt

with Ruth Headley

BEGINNER

For several years Lori Hampton has been saying "why don't quilters make a quilt for a quilter, they are the only ones that really appreciate them". So for her big birthday I made her a quilt and this is it. I wanted to teach it, so I made a twin for it. Made from a Layer Cake so it cuts down on the work, and it is ideal for a beginner. Happy Birthday Lori.

Tuesday, March 19th 6:30-10:00pm

Friday, March 22nd March 6:00-9:30pm

\$50.00 + pattern

42. Bernina Club

with Joanne Love

Please see description # 15

Wednesday, March 20th

12:30-3:30pm or 6:30-9:30pm

Kit fee: \$15.00 (after first year)

BERNINA+

43. Maze Madness

with Ruth Headley

CONFIDENT

Looking at Kim Schaefer's new book "Cozy Modern Quilts", it was difficult to choose which one to do. I decided on Maze Madness and so this will be my Grunge quilt for this time. I just love this line of fabric and it lends itself so well to the "modern" quilts. I will add a border to the design, although the modern quilts rarely have one.



Saturday, March 23rd 9:00am-4:00pm

\$50.00 + book

44. Silk Therapy Place Mats

with Ruth Headley

BEGINNER

This pattern provides 4 different designs for place mats, all modern in their appearance. Not a large amount of piecing is needed to make the background and then the appliqué is added. Lots of alternatives will be given for the top stitching on the applied fabric. Perfect as a first time project in appliqué.



Monday, March 25th 6:30-10:00pm

Wednesday, March 27th 6:00-9:30pm

\$50.00 + pattern

45. Advanced Thread Painting

with Dahn Casselman

CONFIDENT

This class is for those people who want to take their free motion painting to another level. Using colour theory techniques honed from personal thread painting experience, you will learn how to blend thread colours, how warping can be controlled with intensive stitching and how to best orientate your fabric for great results. We will also explore how and when to use various stabilizers on a variety of fabrics. Please note that this is a technique driven class and there is no project.

Pre-requisite: Confident skills with free motion stitching and a good knowledge of your sewing machine are required.

Thursday, March 28th 6:00-10:00pm

\$30.00

All About BPQ Retreats

It has evolved over the years that we do early sign-up for our Quilt Retreats. Rather than waiting for class sign-up days in January and September, we begin the sign-up for these coveted getaways earlier. Don't despair, we have a board up in the shop to let you know when sign-up will begin. Keep your eyes open for registration.

Location	Sign-up begins	Retreat Date
Haines Junction	mid-October	April
Haines Junction	mid-June	September
Inn on the Lake	June	mid-November
BPQ Birthday	January	late-February
Longest Day	April	late-June

April

Introducing a new
Hoffman Fabric
Collection



A tasty collection of bali batiks
with delicious names like:

Macaroon
Brown Sugar
Rum Raisin
Tiramisu
Wild Berry
Parfait

10" Crackers
&
5" Snaps



Available at
Bear's Paw Quilts

46. Transitions

with Karen Mills

BEGINNER

If you can sort your fabrics from light to dark or into two colors, you can make this stunning but easy quilt. It's a great hassle-free art quilt! Balipop friendly.

Tuesday, April 2nd 6:30-9:30pm
Saturday, April 6th 9:00am-4:00pm
\$60.00 + pattern



47. Working with Water-Soluble Papers

with Sally Sheppard

Working with water-soluble papers will provide an exciting option for machine and hand embroiderers and will add interest and texture to any work. We will work with two types of water-soluble paper to explore various techniques. Participants will gain further understanding of the possibilities offered by including paper in their fibre art. The wonderful samples, still wet, will be ready to take home to dry and incorporate in larger works.

Thursday, April 4th 6:00-10:00pm
\$30.00

48. Urban Cabin

with Geana Hadley

BEGINNER

This eazy-peezy quilt goes together like a breeze with the end result being a gorgeous modern version of log cabin. It is fat-quarter, layer cake and stripy friendly and it is very easy to change the size. This quilt is great for-- beginners to seasoned quilters.

Friday, April 5th 6:30-10:00pm
Wednesday, April 10th 6:00-9:30pm
\$50.00



49. Sew Far Behind

with Carol Smith

Please see description #9

Sunday, April 7th 10:00am-4:00pm
\$20.00

Customer Appreciation Day December 15, 2012

15% off Storewide (some restrictions apply)

• threads • books • notions • patterns • Bernina accessories • all fabric

Select fabrics reduced by 30% & 50%

Vote on the display of our Winter Challenge entries

Refreshments provided



BEAR'S PAW
QUILTS



50. Twisted Turn place mats

with Ruth Headley

Place mats with a difference! I have done this technique once before in a wall hanging and really enjoyed it. You sew small pleats in the fabric and then twist and turn them, and sew them down. It's good fun. You can make place mats or a table runner.



Monday, April 8th 6:30-10:00pm

Thursday, April 11th 6:00-9:30pm

\$50.00 + magazine

51. Let the Snow be Gone Retreat

with the Quilt Addicted

This retreat sign-up was in mid-October and it filled up within the day, thanks to the email alert list. You need to get on that list as soon as possible.

We start on the Thursday at 9:00am and continue 'til Sunday. That is a whole lot of stitching time. We have a caterer to provide the evening meals and we have a choice of sleeping arrangements.

Thursday, 9:00am - Sunday, 3:00pm

April 18th - April 21st

160.00-ish + sleeping costs

52. Bernina Club

with Joanne Love

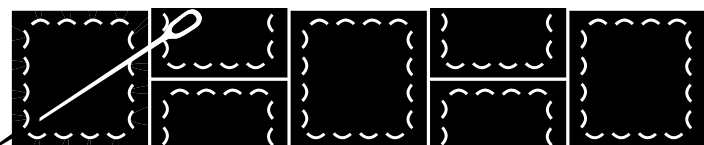
Please see description # 15

Wednesday, April 24th

12:30-3:30pm or 6:30-9:30pm

Kit fee: \$15.00 (after first year)

BERNINA+



Pine Tree Quilters

- Reasonable membership fees
- Mystery Quilts
- Monthly Retreats
- Mini Workshops

We invite new and 'seasoned' quilters, alike to inquire about joining our fun quilting group.

Call Geana Hadley @ 667-2263 for more information.

Bear's Paw Quilts - Workshop Policies

Classes are open on a first come basis. When a class fills up quickly, we often put people on a wait list and schedule another class.

We request that you leave babies and children at home when you come to a class. Teens are welcome in all our classes.

You are not officially registered until you have paid. GST will be added to class cost. You may pay for a class with Visa, MC, debit card, cash or use your class points.

Cancellation: In the event you cannot attend a class that you have paid for, we will issue credit or transfer you to another class if we receive 7 days notice. If we receive less than 7 days notice, we will give you class handouts, but no refund can be given.

Class Minimum: Normally a class must have 3 students.

Sewing Machines: Please bring your own machine in good working order. An instruction manual for the machine is essential. Don't forget to bring extra machine needles. BPQ does have one Bernina sewing machine for rent - see our Sewing Machine Rental Policy.

Supply Lists: are available for each class at the time of registration. Read it carefully and bring everything on the list.

Place: All classes are in the BPQ classroom. Ironing boards and irons are provided. 2 large cutting mats are provided. Please bring anything else you may need, and label all your personal equipment.

Bear's Paw Quilts - Sewing Machine Rental Policy

- ◆ In the interest of encouraging beginners to quilt, Bear's Paw Quilts has purchased one new Bernina Activa 230 that will be available for rent.
- ◆ Cost of machine rental is \$30 per day or \$15 for half a day **or less.**
- ◆ The rental machine must be booked and paid for at the time of class registration. In the event you wish to cancel either the machine rental or the class, you will recover full credit for your payment only if we receive the cancellation **7 days before the class date.**
- ◆ At the time you book the sewing machine, you must make an appointment for a brief instruction on the use of the machine.
- ◆ The machine is kept on the shop premises at all times. You may not take it home.
- ◆ You must provide your **own thread, machine needles**, personal sewing equipment and supplies. Any bobbins that you use must be left with the machine at the end of the rental period.

Note: Demonstration machines are not available for use during class or at any other time. They are for demonstrating features to persons who are interested in buying a Bernina.

January

5th (Saturday) Sign-up day

8th, 14th, 15th (Tuesday/Monday/Tuesday) Daytime QuiltStart **1**

8th, 15th, 17th & 18th (Tuesday/Tuesday/Thursday/Friday)

QuiltStart **2**

10th (Thursday) Colour 1 **3**

12th (Saturday) Colour 2 part-2 **4**

12th, 19th (Saturday/Saturday) Puzzle Pieces **5**

14th, 21st & 23rd (Monday/Monday/Wednesday)

Garden Delight **6**

16th & 26th (Wednesday/Saturday) Hot Ziggity **7**

19th (Saturday) Mystery Quilt **8**

20th (Sunday) SFB **9**

22nd & 24th (Tuesday/Thursday) Machine Quilting level 1 **10**

25th (Friday) Paint a Landscape **11**

27th (Sunday) Colour Me Quilt **12**

28th (Monday) Machine Quilting Level-2 **13**

29th & 31st (Tuesday/Thursday) Rhapsody **14**

30th (Wednesday) Bernina Club **15**

February

1st & 10th (Friday/Sunday) Buggy Barn Crazy **16**

2nd (Saturday) Colour 2 part-2 **4**

3rd (Sunday) Stained Glass **17**

4th & 7th (Monday/Thursday) Stackables **18**

5th & 9th (Tuesday/Saturday) Shenandoah Stars **19**

6th, 13th & 20th (Wednesday/Wednesday/Wednesday)

Ambrosia **20**

8th (Friday) Embellishing a Landscape **21**

11th (Monday) Stitching a Landscape **22**

12th (Tuesday) Flower Patch **23**

15th (Friday) Silk Treasure Box **24**

16th (Saturday) Mystery Quilt **8**

16th (Saturday) Party for Four **25**

17th (Sunday) SFB **26**

18th, 26th 28th & March 6th (Monday/Tuesday/Thursday/Wednesday) QuiltStart **27**

March

19th, March 2nd & 12th (Tuesday/Saturday/Tuesday)

French Braid **28**

21st-24th (Thursday-Sunday) Happy Birthday Retreat **29**

25th & March 4th (Monday/Monday) Floor Mat **30**

27th (Wednesday) Bernina Club **31**

1st & 7th (Friday/Thursday) Flying Shuttles **32**

3rd (Sunday) Vanilla Latte **33**

5th & 9th (Tuesday/Saturday) Raggy Quilts **34**

8th (Friday) Machine Quilt Level-3 **35**

10th (Sunday) SFB **36**

11th & 14th (Monday/Thursday) Music Room Windows **37**

15th & 16th (Friday/Saturday) Mother & Baby Braid **38**

16th (Saturday) Mystery Quilt **8**

17th & 24th (Sunday/Sunday)

Design and Stitch a Stained Glass Quilt **39**

18th & 21st (Monday/Thursday) African Coins **40**

19th & 22nd (Tuesday/Friday) Lori's Quilt **41**

20th (Wednesday) Bernina Club **42**

23rd (Saturday) Maze Madness **43**

25th & 27th (Monday/Wednesday) Silk Therapy **44**

28th (Thursday) Advanced Thread Painting **45**

April

2nd & 6th (Tuesday/Saturday) Transitions **46**

4th (Thursday) Water Soluble Paper **47**

5th & 10th (Friday/Wednesday) Urban Cabin **48**

7th (Sunday) SFB **49**

8th & 11th (Monday/Thursday) Twisted Turn **50**

13th (Saturday) Colour 2 part-2 **4**

18th-21st (Thursday-Sunday)

Let the Snow be Gone Retreat **51**

20th (Saturday) Mystery Quilt **8**

24th (Wednesday) Bernina Club **52**

May / June

4th (Saturday) Colour 2 part-2 **4**

18th (Saturday) Mystery Quilt **8**

15th (Saturday) Mystery Quilt **8**

Saturday Savers

"plan" for great savings

JANUARY			MARCH		
Jan. 5th	Books & Patterns	15%	Mar. 2nd	Kits	15%
Jan. 12th	Notions	15%	Mar. 9th	Cut Fabrics LC, FS, JR, CP	10%
Jan. 19th	Fat Quarters	4 for the price of 3	Mar. 16th	Oriental/African	15%
Jan. 26th	Batiks	15%	Mar. 23rd	Fat Quarters	4 for the price of 3
FEBRUARY			APRIL		
Feb. 2nd	Threads	15%	Apr. 6th	Batiks	15%
Feb. 9th	Flannels	15%	Apr. 13th	Notions	15%
Feb. 16th	Blenders	15%	Apr. 20th	Threads	15%
Feb. 23rd	Bernina Accessories	15%	Apr. 27th	Blenders	15%
QUILTERS UNITE!					