


BEAR'S PAW QUILTS



100 - 2093 2nd Avenue, Whitehorse, Yukon, Canada Y1A 1B5
Phone: (867) 393-BEAR (2327) www.bearspawquilts.com



Welcome Back What a great summer we had, the weather was fabulous and the visitors think we are lucky, lucky, lucky to be living here. I absolutely agree with them.

All the work we did to get ready for the tourists was worth it. It is such fun to meet all those visitors, to entertain them with local stories and sell them a memento of their travels. It always give me a thrill to see our locally designed kits and patterns bought and travel all over the world.

I am equally thrilled to see all the locals come back to the shop after the summer. Some of you quilt all year round, hurrah, but most take a break and have some outdoor fun. We missed you and welcome you back. We are always eager to see your reaction to our choice of quilts for the fall, so the **Sign-up Day** will reveal all. Come and eat and drink and get organised for the upcoming term, on **September 7th**.

~Ruth and the staff of BPQ

Customer Appreciation Day & Winter Challenge

As always we will welcome you all to the shop in the middle of December to show how much we appreciate you, your loyalty and your friendship. Come to the shop on December 21st. There will be refreshments, hot and cold drinks, finger food and of course a sale. All our fabrics will be 15% off, and no doubt we will have topped up our 50% and 30% shelves. The Challenge this year is entitled **Deck the Halls** - that should give you a wide choice of projects. There will be various categories, and I shall decide them when I see the entries. The judging will be done by viewers choice, so we need our customers to come and support the entries and cast a vote. Projects will be displayed from December 21st to the 24th and then photos of the entries will be on the web page.

- ❖ The theme is Deck The Halls.
- ❖ The quilted item may be any style and size.
(bed quilts, wall hangings, place mats, baby items, art quilts, fibre art projects)
- ❖ The entries are anonymous.
- ❖ Labels must be attached but not visible.
- ❖ Props may be added to enhance the quilt.
- ❖ Entries must be in by Friday, December 20th at the end of the day.
- ❖ The entry fee is two fat 1/4's (which will be combined and given as a prize).
- ❖ Prizes will be awarded.
- ❖ Results and photos will be posted on the web site.
- ❖ Voting will commence at the Customer Appreciation Day.

Please support us and participate.

What's new at BPQ?

All the usual crew of teachers are back, Terry, Joanne, Karen, Bernice, Geana, Ruth and Linnea. All of them have wonderful classes organised, some are good old favourites and some are brand new patterns. Sheila and Judith are back after a break from teaching, which is very pleasing.

This time we have no fibre play, Sally and Dahn are taking a break, but will be back.

We will have the usual **New Term Sale**. It will be on **Thursday 12th & Friday 13th September** 9:00am to 7:00pm.

There will be large amounts of 30% and 50% off and all the rest will be 15%. This is an ideal time to buy the fabrics for your classes.

Get organised and be there.

What's new at BPQ?

Welcome new staff:

It is with great pleasure that I welcome **Pauline Chalifour** to our team of shop helpers, she has been in Whitehorse for years and everyone seems to know her so she settled in very quickly.

Rosemary Castanier is new to town and she has been helping out this summer and so you will get to know her too.

Reduce, Reuse, Recycle.

You all know (or should know) that I love to recycle, and this is a reminder.

- We collect small cosmetics from hotels and donate them to **The Outreach Van**.
- We had a request for **empty spools** for a craft project. I can't remember from whom but hope they come back.
- We have an **Almost Free** box of books, patterns and mags. The donations given go to the Food Bank. So far this year we have collected at least \$250. Last year at least \$300.
- We save all the paper, plastic, cardboard, bottles, and anything else and take it to the recycle depot.
- We have **large sheets of plastic** that come wrapped round the fabric, if you want it to protect tables for school please ask.

Lets keep up the effort, every little bit helps the environment.

Class Level Guide

In an attempt to guide you to the degree of difficulty in each class we have designated the following words:

BEGINNER

Those straight from QuiltStart would manage these classes and every other level are welcome, of course.

CONFIDENT

If you were an experienced sewer before QuiltStart this would be do-able, or if you have made a few quilts and you feel confident.

CHALLENGING


These require considerable experience in quilting, and will take time and patience. But you have to sew your first challenging quilt sometime.

This is only a guide to let you know what to expect from a class.

September

1. QuiltStart

with Ruth Headley

BEGINNER  This class is designed for those who have no experience in quilting, or for those who want to get back to basic skills. The class has two components: Introduction to Quilting where you learn about the basic equipment and materials needed as well as learning about your machine, and QuiltStart where you will make a table runner in the Rail Fence design. This class provides the rudiments of quilting and prepares you to work on any number of projects afterward. This class is comprised of 12 hours of class time and up to 6 hours of extra sewing to complete the project.

Introduction to quilting

Monday September 9th 6:00-9:00pm

Class

Monday September 16th 6:00-9:30pm


Wednesday September 18th 6:00-9:30pm

Thursday September 19th 6:00-9:30pm

\$60.00

2. Daytime QuiltStart

with Ruth Headley

BEGINNER  Please see description #1

Introduction to quilting

Monday, September 9th 6:00-9:00pm

Class


Monday, September 16th 10:00am-4:00pm

Tuesday, September 17th 10:00am-4:00pm

\$60.00

3. Colour 1

with Karen Mills

BEGINNER  Join us for an evening of fun as we play with fat quarters to explore colour wheel basics, intensity, tone, texture, and fabric choice. This introductory colour theory course is perfect for the beginner or advanced quilter or anyone looking to add a little colour pizzazz to their quilts.

Wednesday, September 11th 6:30-10:00pm

\$30.00




OLIVINE
Dye Works & Design

Hand dyed 100% cotton
with screen prints of
northern themes



4. Colour 2 - Colour Harmony Sampler

with Karen Mills

 Colour Harmony Sampler: Start this advanced colour course by choosing your own colour to explore and a block pattern that will repeat each month. Each month a different colour harmony will be explored around your colour through classroom discussion, fat quarter play, and shared learning. Sew your block at home and share your success with the class next month. Part 1 takes you through the first 4 sessions. Join again in January for the last 5 sessions. At the end of the year you will have completed a sample quilt exploring your selected colour.

September	Monochromatic
October	Analogous and Analogous with an Accent
November	Complementary
November	Split Complementary
January	Triple Complementary
February	Spaced
March	Triad
April	Tetrad
May	Main colour plus many

Pre-requisite: Playing with Colour or a beginner colour theory course

Saturdays:

September 14th 9:00am-12:30pm;
 October 5th 9:00am-12:30pm;
 November 2nd 9:00pm-12:30pm;
 November 2nd 1:00pm-4:00pm;
 \$80.00 for 4 sessions



E-mail Alerts

Keep up with the latest news at the shop.
 Sign up for email alerts and we'll keep you posted.

5. Bag Club

with Sheila Parkin and Ruth Headley

We are back by popular demand. Bag Club consists of 4 staged demonstrations, one a month and Sheila has chosen 4 different bags to showcase. It is a chance to watch the bag being made; to take notes of all the tips and tricks that she knows. Each time you attend you get a token for the pattern of the day at 25% off and the fabric requirement at 25% off. All that and education for just a \$20 joining fee.


Join us:

Saturdays: September 14th; October 5th;
 November 23rd; December 14th
 1:00-3:00pm

You must be present to collect your voucher.
 \$20.00 to join for the season

6. Feather Fancy

with Karen Mills

 Join Karen as she demonstrates how to use a die cut machine to cut the applique shapes for this pretty Christmas quilt. By the end of the day you will have completed the centre appliquéd motif using die cut shapes and fusible web, ready to take home to complete for Christmas.

Sunday, September 15th 10:00am-5:00pm
 \$50.00 + book

BERNINA 350PE
 highest precision + Swiss quality
 = unbeatable price/performance ratio!
BERNINA 380
 vast range of features and functions
 – the top model of the 3 Series.

BERNINA⁺
made to create



*Beautiful design.
 Quality you'll love.
 A lifetime of inspiration.*

**BEAR'S PAW
 QUILTS**



We are your Bernina source.

7. Urban Abacus

with Geana Hadley

CONFIDENT If you are looking for another "curvy experience" this is the one for you. This Jenny Pedigo design is made using a special ruler called the Quick Curve Ruler to make the cutting easy. It makes a perfect curve every time and makes squaring up a breeze.



However this quilt is not for the faint of heart, and is verging on the challenging rather than just confident.

Tuesday, September 17th 6:30-10:00pm

Saturday, September 21st 9:00am-4:00pm

\$65.00 + pattern

8. London Tube

with Joanne Love

BEGINNER A trip to London will acquaint you with its many tube stations, one deeper than the next -- a point made quite well by designer Brigitte Heitland in her modern graphic quilt. Use the suggested Jelly Roll™ fabric prints or play with your fabric scraps to build your quilt!



This class will focus on machine applique, free motion quilting and machine binding techniques. The simple pattern and modern design gives you the opportunity to learn and perfect these techniques without spending a lot of time on piecing a top beforehand.

Prep: Friday, September 20th 6:00-8:00pm

Class: Sunday, September 29th 10:00am-5:00pm

\$65.00 + pattern

9. Sew Far Behind

with Bernice Ovens

What an opportunity this is, a whole day to come to grips with some of those unfinished projects. It's quiet, lots of space, no distractions and a teacher on hand to help you work out those problems...and all for a fabulous price.

Sunday, September 22nd 10:00am-4:00pm

\$20.00

10. Hidden Baskets

with Terry Funk

BEGINNER This fun modern fat quarter quilt is great for beginners and experienced quilters. Ten fat quarters and a "basket" fabric makes a lovely lap quilt or crib quilt. Simple and sweet!

Monday, September 23rd 6:30-10:00pm

Monday, September 30th 6:00-9:30pm

\$50.00 + pattern

11. Energized

with Karen Mills

CONFIDENT The minute I saw this fabulous fat quarter quilt pattern I knew I had to make this dynamic yet easy quilt. The pattern involves only two colour families graduating from light to dark. And what could be simpler than strip piecing. The pattern is for a wall quilt but I've made the sample bigger. I've included fabric requirements for the larger size for those that like me just had to make it bigger! Pre-cutting and sewing strata are required prior to the class.



Tuesday, September 24th 6:30-10:00pm

Saturday, October 12th 9:00am-4:00pm

\$65.00 + book

12. Bernina Club

with Joanne Love

BERNINA⁺

Learn! Get inspired! Have Fun! Bernina Club is a great way to become familiar with all that your new Bernina sewing machine has to offer or perhaps you want to learn new sewing skills. Each class will be a 3-hour, project-based, sit and sew session. You will learn new techniques as you work through a project that Joanne has designed just for this class! The project will be on display in the shop on the first workday of each month. Seating is limited so come in and sign up early to avoid disappointment – walk-in registration only. Don't forget to pick up the Supply List when you register. This class is open to all Bernina sewing machines owners. If you purchased your Bernina sewing machine at BPQ you receive a free 1-year membership to the Bernina Club, a nominal kit fee will be required for all others.

Wednesdays: September 25th; October 30th;

November 27th; December 11th

12:30-3:30pm or 6:30-9:30pm

Kit fee: \$15.00 (after first year)

All About BPQ Retreats

It has evolved over the years that we do early sign-up for our Quilt Retreats. Rather than waiting for class sign-up days in January and September, we begin the sign-up for these coveted getaways earlier. Don't despair, we have a board up in the shop to let you know when sign-up will begin. Keep your eyes open for registration.

Location	Sign-up begins	Retreat Date
Haines Junction	mid-October	April
Haines Junction	mid-June	September
Inn on the Lake	mid-June	mid-November
BPQ Birthday	January	late-February
Longest Day	April	late-June

13. Poinsettia Cushion

with Judith Voswinkle

CONFIDENT   Make this gorgeous quilted pillow for Christmas. It looks way more complicated and time consuming than it is, and after you have mastered the first one, you will want to make more as gifts or for your own holiday decoration. You can use traditional colors or just go wild with your imagination. The book has a number of beautiful pillows. This could be the first of your very special decorator pillows.



Thursday, September 26th 6:30-10:00pm

Friday, September 27th 6:00-9:30pm

\$50.00 + book

14. "No Snow" Retreat

with Ruth (& Tikka) and The Quilt Addicted

BEGINNER CONFIDENT CHALLENGING The start is at 9:00am Thursday in Haines Junction at the Convention Centre. The finish is about 3:00pm on Sunday. In between there is action: piecing; eating; quilting; games; sleeping; eating; drinking; playing games; walking; socializing; quilting and piecing. The whole weekend will be full.

A non refundable deposit secures a place, three meals are provided and the rest are up to the individual. Great fun, see you there.



Thursday, 9:00am to Sunday, 3:00pm

September 26th - 29th

\$160.00 + sleeping costs

15. Flatbread

with Bernice Ovens

BEGINNER   Another quilt from Bernice that will become a favourite, and will be made time and again, by many of us. It sews up quickly, uses only four fabrics and yet would adapt easily to scraps or a line of delicious fabrics. It is available in a lap size or "enormous".



Saturday, September 28th 9:00am-4:00pm

\$50.00 + pattern

Food Prints - aisle 10

BEAR'S PAW
QUILTS 






• veg
• fruit
• junk

October

16. Machine Quilting Level 2 - The Big Quilt

with Ruth Headley




CONFIDENT    So you have free motion quilted a few table runners and wall-hangings, now it is time to move on to the big quilt. Bring one to the class and we will learn how to handle it. Pre-requisites: Must have attended Level 1 and be confident in free motion quilting.

Tuesday, October 1st 6:00-10:00pm

\$30.00

17. Pineapple Quilt

with Karen Mills

CONFIDENT    The pineapple quilt is a traditional quilt made easy with either the EZ Pineapple ruler from Kimberly Einmo or the Pineapple Ruler from Possibilities. Choose a quilt from several in Positively Pineapple or design your own. Fabric requirements given in the book are generous as I learned when making the sample. I was able to make the sample much larger but still using the fabric requirements specified in Mocha Latte. Pre-cutting is required prior to the class.

Wednesday, October 2nd 6:30-10:00pm

Saturday, October 19th 9:00am-4:00pm

\$65.00 + book


18. TripleExpressO

with Bernice Ovens



CONFIDENT An exciting quilt!

This one looks more complicated than it is, it uses only three fabrics, and you make two different blocks. Then the fun begins, you can put these blocks together in three ways to produce completely different quilts. There is no need to make a decision until the blocks are made and the design board is in use. Precision piecing is an essential with this quilt.



Again a choice of sizes, Bernice made a "full" which is a Queen and she did the Shine layout.

Thursday, October 3rd 6:30-10:00pm

Wednesday, October 9th 6:00-9:30pm

Friday, October 18th 6:00-9:30pm

\$65.00 + pattern

Pine Tree Quilters

- Reasonable membership fees
- Mystery Quilts
- Monthly Retreats
- Mini Workshops

We invite new and 'seasoned' quilters, alike to inquire about joining our fun quilting group.

Call Geana Hadley @ 667-2263 for more information.

19. Friendship Triangles

with Joanne Love



Jump on the wagon!

Here is a fun way of using up scrap fabric to make a stunning quilt. The good part is you do not have to do it alone – you can choose to exchange sewn triangles with fellow quilters to quickly acquire a variety of fabrics. Nor do you have to sew those tedious bias edged triangle pieces!



Edyta Sitar of Laundry Basket Quilt, author of Friendship Triangles, has introduced an easy way of creating Half-Square Triangle Block Quilts through Triangle Block Exchange Programs. Just stitch and cut, choose a project from one of the 15 patterns in her book and see it come colourfully alive. Once you start – you will want to make more!

Prep: Friday, October 4th 6:00-8:00pm

Class: Sunday, October 27th 10:00am–5:00pm

\$65.00 + book

20. Moon Over Woodland

with Ruth Headley



With the right fabrics this table runner place mat pattern can be made to look “modern”, or you can make it floral, Christmas or anything you like. Simple piecing to make



the base then a new technique for the beginner - reverse applique. No raw edges on this quilt so it can be washed without fear of problems occurring.

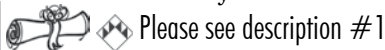
Definitely suitable for the beginner.

Sunday, October 6th 10:00am–5:00pm

\$50.00 + pattern

21. QuiltStart

with Ruth Headley



Please see description #1

Introduction to quilting

Monday, October 7th 6:00-9:00pm

Class

Friday, October 11th 6:00-9:30pm

Tuesday, October 15th 6:00-9:30pm

Thursday, October 17th 6:00-9:30pm

\$60.00

OLIVINE

Dye Works & Design



Hand Dyed 100% cotton
Bundles of 6 tones of
gradated colours – each 1/6 metre

22. Disappearing Nine Patch

with Terry Funk



Warning: This piecing technique will become addictive! We will be making large nine patch blocks and cutting them apart and rearranging the pieces to create brand new blocks! This can be scrappy or planned. You'll have fun making a wall hanging or table runner. Suitable for beginners.



Tuesday, October 8th 6:30-10:00pm

Thursday, October 10th 6:00-9:30pm

\$50.00 + book

23. Spanish Fields aka Whitehorse Rapids

with Ruth Headley



Again I am using From Spain With Love book and I fell in love with this quilt. It was just that I wanted to change the colour and then the name didn't make sense, so I renamed it. I also stopped before the applique, though I may add a horse silhouette later, who knows! It is a very forgiving technique, lots of strip piecing (ideal practice for the beginner), and the colour choice will transform the final look. You could make Bumbleberry Pie, Christmas Parcel, Spring Greens or just do a scrappy quilt. The size is up to you. There is a week between the two classes to allow for homework to be complete.



Wednesday, October 16th 6:30-10:00pm

Thursday, October 24th 6:00-9:30pm

\$50.00 +book

24. Sew Far Behind

with Bernice Ovens

Please see description #9

Sunday, October 20th 10:00am-4:00pm

\$20.00




Let your
stitching be the
star.

BPQ stocks these great threads:
Aurifil • King Tut
Presencia
Marathon • Superior

25. Gridlock

with Bernice Owens

BEGINNER

 This is a simple and quick quilt, suitable for the beginner. It is ideal for a Jelly Roll plus a background and that makes it even faster as the cutting is done for you. It is a Cozy Quilt Design pattern so it was actually designed for pre-cut Jelly Rolls. If you have a good stash you can also use fat quarters and do a bit more cutting. The pattern gives cutting instructions for 5 sizes. The sample is a twin but as usual it would fit a double or even a Queen. As designers are making them so large, look carefully at the size you choose.



Monday, October 21st 6:30-10:00pm
 Monday, October 28th 6:00-9:30pm
 \$50.00 + pattern

26. Tortilla Strips

with Geana Hadley

BEGINNER


Get out the guacamole because we are gonna make us some Tortilla Strips. This contemporary quilt is a Terry Atkinson design and pulls together nicely with few points to match. Fat quarters and background fabric is all you need to choose.

Tuesday, October 22nd 6:30-10:00pm
 Friday, October 25th 6:00-9:30pm
 \$50.00 + pattern

27. Let it Snow

With Ruth Headley

BEGINNER

 This is such a cute Snowman hanging, it should be hung as soon as the snow comes (in October) and left until the snow goes (in March) oh what a thought!! - as I sit in the sun. Back to the quilt... It is a stitch and flip technique, often called string piecing, so to some it will be a new technique. It is made from scraps in two colours, whites and blues, we may even make a kit if you are a beginner and have no scraps to use.

Wednesday, October 23rd 6:30-10:00pm
 Saturday, October 26th 1:00-4:30pm
 \$50.00 + pattern

MYSTERY QUILT CLUB REVEAL PARTY 2012/13

Quilter's Celebration

with Joanne Love

Join your fellow Mystery Quilt club members for an afternoon of show and share. The party is for those of you who participated in our Mystery Quilt Club 2012/13. For the past 8 months you have been working patiently on "Quilter's Celebration" a Border Creek Station pattern without knowing the final design. It is time to reveal the mystery and share the results. Remember... points are awarded for attendance and you could have one more entry for the draw.

Saturday, October 26th, 11:00am-12 noon
 Refreshments will be served.


Happy Quilting,
 Joanne



28. Kimonos

with Ruth Headley

BEGINNER

 This is my paper-pieced project for the term. You can start off with fabrics for a three kimono wall hanging and if you really love the technique, like I do, you can just keep on making them.



As it is a fairly simple paper piecing block it is ideal for the beginner.

Tuesday, October 29th 6:30-10:00pm
 Friday, November 1st 6:00-9:30pm
 \$50.00 + pattern

29. Bernina Club

with Joanne Love

BERNINA+


Please see description #12

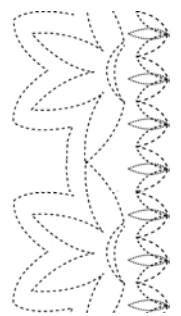
Wednesday, October 30th
 12:30-3:30pm or 6:30-9:30pm
 Kit fee: \$15.00 (after first year)

30. Machine Quilting Level 3 - Quilt within the Lines

with Ruth Headley

CHALLENGING

 Now we are ok at free motion, so the next stage is doing consistent designs within a smallish block. We have panels to work on to save us stressing about the quilt that took us so long to make. We can also work on a whole cloth quilt and just cover it in organized patterns. The class is just one evening, as once you get the idea of the technique it is all just practice.




Thursday, October 31st 6:00-10:00pm
 \$30.00 + panel and books

November

31. Folded 3D Mariner's Compass


with Karen Mills

CONFIDENT


 Have you ever wanted to sew a Mariner's compass block but found it too intimidating? Folded inserts are the secret to this quilt which makes this block much more achievable for the confident quilter. Great as a wall hanging but I just can't wait to do a full sized quilt - call me crazy!

Monday, November 4th 6:30-10:00pm
 Wednesday, November 6th 6:00-9:30pm
 Monday, November 25th 6:30-10:00pm
 \$65.00 + book

Northern theme kits make great gifts






BEAR'S PAW
QUILTS



32. Bargello Heart

with Terry Funk

CONFIDENT

   This quilt is one of my all time favorites and I just had to share it again. I suggest starting with the basic size and bordering it out if you want a larger quilt. Twelve fabrics will come together to create this fabulous design.



Tuesday, November 5th 6:30-10:00pm
Saturday, November 16th 9:00am-4:00pm
\$65.00 + book

33. Labyrinth Walk

with Ruth Headley

CHALLENGING

   What a dramatic quilt that has a 3D look to it.



Lots of cutting, lots of stitching, but there are only nine blocks which went together quite quickly. I just loved making it, agonised about the colour; so desperately wanted to make it in greys and blacks but am very glad that I went with the greens. I can't wait to see what colours you choose and see the results. Precision piecing is an absolute must. Oh I hope lots of people choose this class so I can see finished quilts.

There is a week between the sessions for the homework to get done.

Thursday, November 7th 6:00-9:30pm
Tuesday, November 12th 6:00-9:30pm
Saturday, November 30th 9:00am-4:00pm
\$70.00 + magazine

34. Snows Already Here Retreat

with the Lucky Few

BEGINNER

This is the smallest retreat of the year. We go to the Inn on the Lake at Marsh Lake and there is only a small room available as a quilting space. It is however rather luxurious, the rooms, the views and the food. Treat yourself and join us. Some meals are provided.

CONFIDENT

Friday, 9:00am to Monday, 3:00pm
November 8th-11th
\$320-ish

CHALLENGING



Are you up for a Cake?

Another great new pattern from Bear's Paw Quilts.
86" X 98"

Layer Cake

to Lightning

35. MYSTERY QUILT CLUB 2013/14

with Joanne Love



CONFIDENT

We are back with a new mystery quilt from Border Creek Station. This year's is "Quilters Dessert" and will come in two delicious sizes for quilters to choose from – a fun Bed Runner size 56" X 98" or the Quaintly Queen size 100" X 100".

For those of you who are not familiar with mystery quilts – it is set up so you don't know what pattern you are making until the quilt top is done which adds to the excitement. It is always an original design so quilters will never be able to "Google" to solve the mystery. As a Mystery Club Member you will receive 1 installment each month with clearly written instructions and full color diagrams for 8 months of total suspense for a true quilting adventure! You will have the option of picking your own fabrics or you can purchase a kit assembled exclusively for this event. Club members get together the 2nd Saturday of the month to receive the next Mystery Installment of the top secret project that will not be revealed to you - because it's TOP SECRET! If you can't make a meeting, you can pick up your copy of the installment after the meeting date. Refreshments will be served while we chat. Come and join the fun while Joanne leads you through the secretive journey each month.

This year's pattern is described as:

The sample was done using Moda's 3 Sister's "Vin du Jour" fabric line plus the use of the accompanying Charm Pack for a bit of simple variety. However, it would look equally lovely in batiks or reproductions. Quilters can choose any fabrics in any line to complete their quilts but the selected line does provide a safety choice for those that like the fabric and would want a quilt made from it or want to know that the selection is 'safe' and the quilt will be lovely.



Saturday, November 9th, December 14th
11:00am-12noon
2014 dates TBA
\$25.00

Happy Quilting,
Joanne

36. Lover's Knot Place mat

with Bernice Ovens

BEGINNER

  This well loved pattern by Quilt in a Day is an excellent project for beginners, and there is always something new to learn for the experienced quilter. It is based on the log cabin technique and the results will be stunning. Everyone's will look quite different depending on the fabric choice. In this class you will also learn a different method of stitch and flip to finish a small quilted project.



Wednesday, November 13th 6:30-10:00pm
Friday, November 15th 6:00-9:30pm
\$50.00 + pattern

37. Houndstooth

with Ruth Headley

BEGINNER

I taught this pattern in the first year of our shop's existence and I always knew I would come back to it. Really an old familiar design that you rarely see these days, but it is so lovely.

Suitable for a single line of fabric, I used eight fabrics from the Golden Elements line, but you could do sixteen fabrics, only one or even use scraps. If you have a stash of woven plaid fabrics this is the quilt it was meant for, I wish I had kept the one I made. It is a fast and easy quilt.

Thursday, November 14th 6:30-10:00pm
Tuesday, November 19th 6:00-9:30pm
\$50.00 + pattern

38. Sew Far Behind

with Karen Mills

Please see description #9


Sunday, November 17th 10:00am-4:00pm
\$20.00

39. Magic Tiles

with Linnea Castagner

BEGINNER

This is such an exciting quilt to make using twelve coordinating fabrics. Usually it is made with a 'theme' in mind, Christmas, Oriental, children's prints, and who wouldn't love it in gorgeous batiks. Although it is basically an easy to make quilt, accurate quarter of inch seams are vital as the sashing is very narrow. There is the possibility to shrink or enlarge the quilt.



Monday, November 18th 6:30-10:00pm
Tuesday, November 26th 6:00-9:30pm
\$50.00 + pattern

40. Machine Quilting Level-1

with Ruth Headley

BEGINNER

Learn the basics of good machine quilting. We start with straight-line quilting and then we drop the feed dogs and begin free motion quilting. Once you have started, all you need is practice, practice, practice.

Wednesday, November 20th 6:30-10:00pm
Thursday, November 21st 6:00-9:30pm
\$50.00

We Have Gone Green

Bring your own cloth bags with you - or even better, make one to use. We have patterns too!



41. Folded Circle Centrepiece

with Joanne Love

BEGINNER

Here's a great gift idea - you won't want to make just one. The project looks quilted, but is made of many layers of fabric. The layers make it a very good choice for table hot pads and centerpieces.

Fabric choices may be organized or scrappy. There will be an instructional night and time before the 2nd class to do some prep work so we can spend the second evening sewing the project. I will also provide instructions for a short cut for those choosing to make a "quicker" version.



Friday, November 22nd 6:00-8:00pm
Sunday, December 1st 10:00am-5:00pm
\$65.00 + pattern

42. Bernina Club

BERNINA⁺

with Joanne Love

Please see description #12

Wednesday, November 27th
12:30-3:30pm or 6:30-9:30pm
Kit fee: \$15.00 (after first year)

43. Fun and Funky Applique

with Ruth Headley

BEGINNER

You have seen all the wonderful patterns by bj designs that have been in the shop for the summer and it was such a hit last time that I decided to teach it again.

You can go on line and if there is a pattern that we do not have we have plenty of time to order it. I couldn't resist the snowman though.



Thursday, November 28th
6:30-10:00pm
Monday, December 2nd 6:00- 9:30pm
\$ \$50.00 + pattern



Customer Appreciation Day

December 21, 2013

15% off Storewide (some restrictions apply)

• threads • books • notions • patterns • Bernina accessories • all fabric

Select fabrics reduced 30%, 50% & 70%

Vote on the display of our "Deck the Halls" entries

Refreshments provided

BEAR'S PAW
QUILTS





North American Wildlife
feature fabric line
designed by:
Jody Bergsma

**BEAR'S PAW
QUILTS**





December



44. Bent Pieces

with Ruth Headley

  Maple Island really do some nice patterns and this is a good introduction to informal casual curves. You cut them free hand and then stitch them. There is really nothing to it.

You can decide what you want to make, the more you do the better you get at the technique, place mats, table runner, wall hanging or a baby quilt.

Tuesday, December 3rd 6:30-10:00pm

Thursday, December 5th 6:00-9:30pm



\$ \$50.00 + pattern

BEGINNER



45. Escargot

with Bernice Ovens

  Another traditional pattern for a table runner, the snail's trail design. It is very dramatic as there are only three colours used in the sample. Good basic piecing and accurate quarter inch seams make this an excellent project for the beginner, and for the confident beginner it will be another easy design to add to your 'been there done it' list.

Saturday, December 7th 9:00am-4:00pm

\$50.00 + pattern book

BEGINNER

Introducing a new
Hoffman Fabric
Collection



A tasty collection of bali batiks
with delicious names like:

Macaroon
Brown Sugar
Rum Raisin
Tiramisu
Wild Berry
Parfait

10" Crackers
&
5" Snaps



Available at
Bear's Paw Quilts

Class credits

We are now offering you the opportunity to earn 1/2 price and even **free classes**. Each class you attend will give you points towards this goal. This is in addition to the free meters of fabric you can earn by using your BPQ fabric card.


    3 points = 1/2 price class




      6 points = 1 free class


The points do not carry forward from one teaching session to the next, but your free class can be used or saved.

What the symbols mean

  = beginner/confident level class

 = 1 point

   = challenging level class

 = 1/2 point

46. Sew Far Behind

with Ruth Headley
Please see description #9

Sunday, December 8th 10:00am-4:00pm
\$20.00

47. Bernina Club

with Joanne Love
Please see description #12

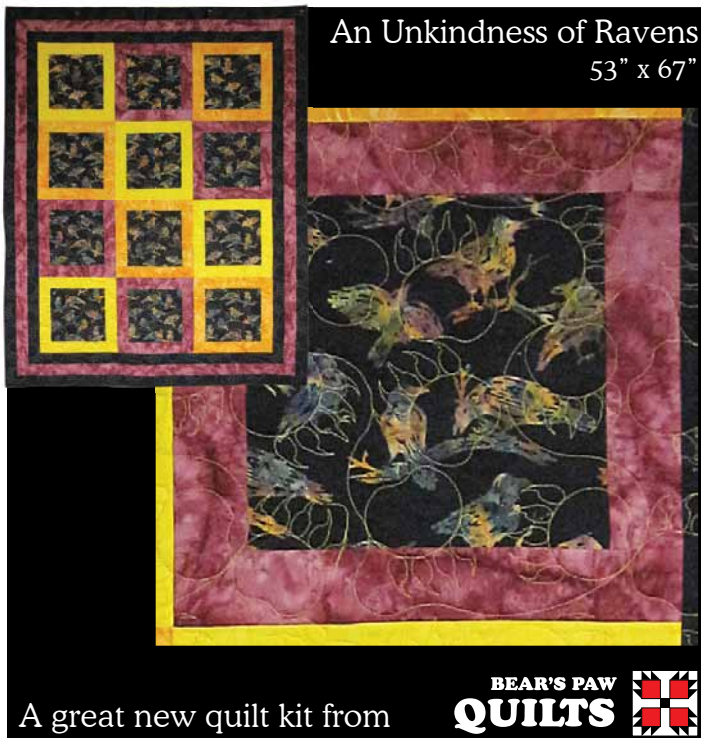
Wednesday, December 11th
12:30-3:30pm or 6:30-9:30pm
Kit fee: \$15.00 (after first year)

BERNINA⁺

48. Customer Appreciation Day

Food and door prizes, vote for the "Deck the Halls" entries on display.

Saturday, December 21st 10:00am-5:00pm



An Unkindness of Ravens
53" x 67"

A great new quilt kit from

BEAR'S PAW
QUILTS



Quilters without Borders



This group of quilters meets at Bear's Paw Quilts every Thursday from 10am to 2pm to make quick quilts to donate to those in need. Come in and sew with us.

Bear's Paw Quilts - Workshop Policies

Classes are open on a first come basis. When a class fills up quickly, we often put people on a wait list and schedule another class.

We request that you leave babies and children at home when you come to a class. Teens are welcome in all our classes.

You are not officially registered until you have paid. GST will be added to class cost. You may pay for a class with Visa, MC, debit card, cash or use your class points.

Cancellation: In the event you cannot attend a class that you have paid for, we will issue credit or transfer you to another class if we receive 7 days notice. If we receive less than 7 days notice, we will give you class handouts, but no refund can be given.

Class Minimum: Normally a class must have 3 students.

Sewing Machines: Please bring your own machine in good working order. An instruction manual for the machine is essential. Don't forget to bring extra machine needles. BPQ does have one Bernina sewing machine for rent - see our Sewing Machine Rental Policy.

Supply Lists: are available for each class at the time of registration. Read it carefully and bring everything on the list.

Place: All classes are in the BPQ classroom. Ironing boards and irons are provided. 2 large cutting mats are provided. Please bring anything else you may need, and label all your personal equipment.

Bear's Paw Quilts - Sewing Machine Rental Policy

- ◆ In the interest of encouraging beginners to quilt, Bear's Paw Quilts has purchased one new Bernina Activa 230 that will be available for rent.
- ◆ Cost of machine rental is \$30 per day or \$15 for half a day **or less.**
- ◆ The rental machine must be booked and paid for at the time of class registration. In the event you wish to cancel either the machine rental or the class, you will recover full credit for your payment only if we receive the cancellation **7 days before the class date.**
- ◆ At the time you book the sewing machine, you must make an appointment for a brief instruction on the use of the machine.
- ◆ The machine is kept on the shop premises at all times. You may not take it home.
- ◆ You must provide your **own thread, machine needles,** personal sewing equipment and supplies. Any bobbins that you use must be left with the machine at the end of the rental period.

Note: Demonstration machines are not available for use during class or at any other time. They are for demonstrating features to persons who are interested in buying a Bernina.



September

- 7th (Saturday) Sign-up day
- 9th, 16th, 18th, 19th (Monday/Monday/Wednesday/Thursday)
QuiltStart **1**
- 9th, 16th, 17th (Monday/Monday/Tuesday)
Daytime QuiltStart **2**
- 11th (Wednesday) Colour 1 **3**
- 14th (Saturday) Colour 2 part-1 **4**
- 14th (Saturday) Bag Club #1 **5**
- 15th (Sunday) Feather Fancy **6**
- 17th, 21st (Tuesday/Saturday) Urban Abacus **7**
- 20th, 29th (Friday/Sunday) London Tube **8**
- 22nd (Sunday) Sew Far Behind **9**
- 23rd, 30th (Monday/Monday) Hidden Baskets **10**
- 24th, October 12th (Tuesday/Saturday) Energized **11**
- 25th (Wednesday) Bernina Club **12**
- 26th, 27th (Thursday/Friday) Poinsettia Cushion **13**
- 26th, 27th, 28th, 29th (Thursday to Sunday)
No Snow Retreat **14**
- 28th (Saturday) Flatbread **15**

October

- 1st (Tuesday) Machine Quilting Level-2 **16**
- 2nd, 19th (Wednesday/Saturday) Pineapple **17**
- 3rd, 9th, 18th (Thursday/Wednesday/Friday)
Triple Espresso **18**
- 4th, 27th (Friday/Sunday) Friendship Triangles **19**
- 5th (Saturday) Colour 2 part-1 **4**
- 5th (Saturday) Bag Club #2 **5**
- 6th (Sunday) Moon over Woodland **20**
- 7th, 11th, 15th, 17th (Monday/Friday/Tuesday/Thursday)
QuiltStart **21**
- 8th, 10th (Tuesday/Thursday) Disappearing Nine Patch **22**
- 16th, 24th (Wednesday/Thursday) Whitehorse Rapids **23**
- 20th (Sunday) Sew Far Behind **24**
- 21st, 28th, (Monday/Monday) Gridlock **25**
- 22nd, 25th (Tuesday/Friday) Tortilla Strips **26**

Very Important Days

November

- 23rd, 26th (Wednesday/Saturday) Let It Snow **27**
- 26th (Saturday) Mystery Quilt Reveal Party
- 29th, November 1st (Tuesday/Friday) Kimonos **28**
- 30th (Wednesday) Bernina Club **29**
- 31st (Thursday) Machine Quilting Level 3 **30**
- 2nd (Saturday) Colour 2 part-1 **4**
- 4th, 6th, 25th (Monday/Wednesday/Monday)
Mariner's Compass **31**
- 5th, 16th (Tuesday/Saturday) Bargello Heart **32**
- 7th, 12th, 30th (Thursday/Tuesday/Saturday)
Labyrinth Walk **33**
- 8th, 9th, 10th, 11th (Friday to Monday)
Snow's Already Here Retreat **34**
- 9th (Saturday) Mystery Quilt **35**
- 13th, 15th (Wednesday/Friday) Lovers Knot Place mat **36**
- 14th, 19th (Thursday/Tuesday) Houndstooth **37**
- 17th (Sunday) Sew Far Behind **38**
- 18th, 26th (Monday/Tuesday) Magic Tiles **39**
- 20th, 21st (Wednesday/Thursday)
Machine Quilting Level-1 **40**
- 22nd, December 1st (Friday/Sunday) Folded Centrepiece **41**
- 23rd (Saturday) Bag Club #3 **5**
- 27th (Wednesday) Bernina Club **42**
- 28th, December 2nd (Thursday/Monday)
Fun & Funky Snowman **43**
- 3rd, 5th (Tuesday/Thursday) Bent Pieces **44**
- 7th (Saturday) Escargot **45**
- 8th (Sunday) Sew Far Behind **46**
- 11th (Wednesday) Bernina Club **47**
- 14th (Saturday) Mystery Quilt **35**
- 14th (Saturday) Bag Club #4 **5**

December

Saturday Savers

"plan" for great savings!

September			November		
Sept. 7th	Books/Patterns	15%	Nov. 2nd	Bernina Accessories	15%
Sept. 14th	Fat Quarters	4 for the price of 3	Nov. 9th	Blenders	15%
Sept. 21st	Notions	15%	Nov. 16th	Notions	15%
Sept. 28th	Batiks	15%	Nov. 23rd	Fat Quarters	4 for the price of 3
October			Nov. 30th	Batiks	15%
Oct. 5th	Cut Fabrics LC, FS, JR, CP	10%	December		
Oct. 12th	Threads	15%	Dec. 7th	Notions	15%
Oct. 19th	Flannels	15%	Dec. 14th	Kits	15%
Oct. 26th	Remnants	15%	Dec. 21st	Fabric	15%
			Dec. 24th	Storewide (SRA)	15%

KEEP CALM AND QUILT ON