


# BEAR'S PAW QUILTS



100 - 2093 2nd Avenue, Whitehorse, Yukon, Canada Y1A 1B5  
Phone: (867) 393-BEAR (2327) [www.bearspawquilts.com](http://www.bearspawquilts.com)  
twitter @ BearsPawQuilts1 f Bears-Paw-Quilts



## NEWSLETTER

August 2014

**Wow** - We are here again, on the threshold of another teaching season. We had a fabulous summer with all our visitors from all over the world. It is very gratifying to actually know that our patterns, kits and actual quilts are all over the world as I type this. This year I have been dragged screaming and kicking into the electronic era. **Bear's Paw Quilts now has a business Facebook page.** It has proven to be very successful and I am doing fairly well with it. Every day there is something that I need to tell you about the shop and it's workings. For those who do not "do Facebook" this is not like a personal Facebook site. It is just an easy and efficient way to give you information. Please try to get into it and occasionally write me a sentence or two, to let me know you are out there. When talking to the out of town quilters it makes me realize what a wonderful community we live in and how valuable you all are as customers and friends. Thank you for being part of the shop and my day-to-day life.

~Ruth and the staff of BPQ

### Customer Appreciation Day & Winter Challenge

On December 20th we are holding our Customer Appreciation Day. Most of our staff are there, all the better to appreciate all our loyal and wonderful customers. There will be door prizes, 15% storewide sale and refreshments.

But the day is really a culmination for our challenge. This year the theme for the quilted project is **Woodland Wonderland**. This will give you an opportunity to be creative. We are a woodland wonderland up here in the Yukon, so snow, Christmas, the north or nature are theme suggestions.

The prizes will be awarded by viewers choice,

- ❖ The theme is Woodland Wonderland.
- ❖ The item may be any style or type from piecing, hand work or fibre art piece.
- ❖ The quilted piece can be any size, bed size to place mat.
- ❖ The entries are anonymous.
- ❖ Labels should be attached but not visible.
- ❖ Props may be added to enhance the quilt.
- ❖ Entries must be in by Thursday, December 18th.
- ❖ The entry fee is a small bag of groceries for the Food Bank.
- ❖ Photos will be on the web site and Facebook page as will be the results.
- ❖ Voting will begin on Customer Appreciation Day.

**Please support us and participate.**

### What's new at BPQ?

#### New Term Sale

As always we want to help you with your class supplies and so, as every year, we're having a sale.

The sale will include all fabrics at 15 % off and then there will be tons at 30% masses at 50% and some at 70%.

Can it get any better?

The dates are **Thursday, September 11th and Friday 12th.**

We will be open at 9:30am and stay open for an extra hour 'til 7:00pm.

You will have signed up for class by then and be ready to choose some of your fabrics.



## Staff changes

As the shop evolves some people can do less time behind the counter and so I need to get new helpers. We have had a few changes since the last newsletter. **Sharon Pfeiffer** has been with us since the beginning of the year and is a great asset, full of energy and always ready to do the jobs that "us oldies" don't have the strength to do. By the way, I turned 65, yes sixty-five this summer. I am now an Old Age Pensioner - I can't believe it. Also this summer **Brenda Mainer** joined us, such fun to work with. The rest of the shop staff are still with us, some on their regular day and some who move about the week.

They are all such wonderful women and I am so grateful for them all. I love going into the shop every day of the week to work with them and appreciate all their individual skills, which I shamelessly exploit as much as possible.

The teaching staff is changing as well. We have been aware for a while that **Karen Mills** will be leaving the territory with Arthur, her husband to live in Fiji. It may happen this fall, so she is not scheduled to teach this time. We will miss her greatly, she is such a fabulous teacher and has been a huge contributor to the shop in so many ways. **Bernice** has made great progress since her health issues last September and is working happily in the shop but she will take another term before she returns to the classroom. The original teaching crew is still there - **Terry, Joanne** and **Ruth** all have lots of classes. **Linnea, Judith, Geana, Laurie, Pauline, Lise** and **Dianne Hart** are all doing a few more this term. And we have a new group, **Vivian Bales, Karen Berrel,** and **Dianne Gale**. Please support them as they are very excited to be teaching at Bear's Paw Quilts for the first time. The schedule looks good, hope to see you in class.

## Quilters without Borders



*This group of quilters meets at Bear's Paw Quilts every Thursday from 10am to 2pm to make quick quilts to donate to those in need. Come in and sew with us.*

## What's new at BPQ?

### New Season ~ New Fabrics:

The new season's fabrics are all ordered and will be arriving as the season unfolds. We move fabric around constantly - when it first arrives we keep it close to the front desk so everyone gets a good look at it. Once we decide where it will go in the shop we need to empty a shelf so that means that some must move to the sale space and become 30% off. Which means that the 30% must move to 50% off. Make sure you visit us regularly to make the most of the bargains available.

### Bear's Paw Quilts business Facebook page

This has proven to be sooooo useful, I hope that you all get into checking it out. Every time fabric comes in as we process it for the shelf, I take a photo of it and show it on the page. This gives you an idea of our new arrivals; you still have to come in to pet it though.

I can alert you to our Saturday Saver, remind you of upcoming events and show completed quilts. I have always wanted a way to show everyone the completed quilts from classes that I get to see in the shop; now with this magic machine I can do just that. Join us on the page.



**Bears-Paw-Quilts**

### Class Level Guide

In an attempt to guide you to the degree of difficulty in each class we have designated the following words:

BEGINNER



Those straight from QuiltStart would manage these classes and every other level are welcome, of course.

CONFIDENT



If you were an experienced sewer before QuiltStart this would be do-able, or if you have made a few quilts and you feel confident.

CHALLENGING



These require considerable experience in quilting, and will take time and patience. But you have to sew your first challenging quilt sometime.


This is only a guide to let you know what to expect from a class.

# September

## 1. QuiltStart

with Ruth Headley

BEGINNER

 This class is designed for those who have no experience in quilting, or for those who want to get back to basic skills. The class has two components: Introduction to Quilting where you learn about the basic equipment and materials needed as well as learning about your machine, and QuiltStart where you will make a table runner in the Rail Fence design. This class provides the rudiments of quilting and prepares you to work on any number of projects afterward. This class is comprised of 12 hours of class time and up to 6 hours of extra sewing to complete the project.

Introduction to quilting

Monday, September 8th 6:00-9:00pm

Class

Tuesday, September 16th 6:00-9:30pm

Wednesday, September 17th 6:00-9:30pm


Friday, September 19th 6:00-9:30pm

\$60.00

## 2. Daytime QuiltStart

with Ruth Headley

BEGINNER

 Please see description #1

Introduction to quilting

Monday, September 8th 6:00-9:00pm

Class

Monday, September 15th 10:00am-4:30pm


Tuesday, September 16th 10:00am-4:30pm

\$60.00

## 3. Machine Quilting - Level 1

with Ruth Headley

BEGINNER

 Learn the basics of good machine quilting. We start with straight-line quilting and then we drop the feed dogs and begin free motion quilting. Once you have started, all you need is practice, practice, practice.

Wednesday, September 10th 6:00-9:30pm


Monday, September 15th 6:00-9:30pm

\$50.00

## 4. Autumn Paths

with Terry Funk

CONFIDENT

 This is one of the most exciting quilts I've made in a long time! It combines braids and large blocks of focus fabric. It's suitable for confident quilters and is a great exercise in fabric choice. You'll need lots of coordinating fabrics to go with your focus. This quilt finishes at 75" x 95".

Saturday, September 13th 12:30-4:00pm

Thursday, October 2nd 6:30-10:00pm

Saturday, October 25th 9:00am-4:00pm

\$80.00 + book

## 5. Sew Far Behind

with Joanne Love

What an opportunity this is, a whole day to come to grips with some of those unfinished projects. It's quiet, lots of space, no distractions and a teacher on hand to help you work out those problems...and all for a fabulous price.


Sunday, September 14th 10:00am-4:00pm

\$20.00

## 6. One Block Wonder

with Ruth Headley

CONFIDENT

 Do I really have to sell you on this quilt, I have not finished with it as a pattern and hope that you haven't.

All you need is one fabric, colourful and busy and we are all set. In this class you will learn how to make tumbling blocks. Last year I made two smaller quilts, but from the 4 meters we can make a good size bed quilt. Tons of repetitive stitching is necessary but every seam is exciting.

Prep:

Thursday, September 18th 6:00-9:30pm

Class:

Monday, September 22nd 6:00-9:30pm

Tuesday, September 30th 6:00-9:30pm

Thursday, October 30th 6:00-9:30pm

\$80.00 + book

## 7. TV Dinner

with Vivian Bales

BEGINNER

 Join me in creating this fun modern quilt. Utilizing precut 5 inch squares and a fabulous feature fabric this quilt is a lot of fun for beginners and experienced quilters. Here is your chance to be bold!

Fun for newer quilters and experienced alike.


Saturday, September 20th 9:00am-4:00pm

\$50.00 + pattern

## 8. Ladies Choice

with Ruth Headley

BEGINNER


 Another lovely table runner. Simple piecing, diagonal construction and angled binding, lots to learn. Easy to choose fabrics too as there are only two needed, one as a background, (great for Grunge fabrics) and one small print.

Sunday,

September 21st

10:00am- 5:00pm

\$50.00 + pattern



## 9. Scrappy Hunter's Star

with Terry Funk

This is a fun quilt made with a Jelly Roll and Layer cake from the same fabric line. You can also use scraps from your stash if you like. The traditional Hunter's Star is made simple with some creative cutting techniques. One Jelly Roll and one Layer Cake makes the main part of the quilt as well as a pieced inner border. The finished quilt is 75 1/2" square. Suitable for confident beginners.

Tuesday, September 23rd 6:30-10:00pm  
Thursday, September 25th 6:00-9:30pm  
\$50.00 + book



## 10. Bernina Club

with Joanne Love

# BERNINA+

**Learn! Get inspired! Have Fun!**

Bernina Club is a great way to become familiar with all that your new Bernina sewing machine has to offer or perhaps you want to learn new sewing skills. Each class will be a 3-hour, project-based, sit and sew session. You will learn new techniques as you work through a project that Joanne has designed just for this class! The project will be on display in the shop on the first workday of each month. Seating is limited so come in and sign up early to avoid disappointment – walk-in registration only. Don't forget to pick up the Supply List when you register. This class is open to all Bernina sewing machines owners. If you purchased your Bernina sewing machine at BPQ you receive a free 1-year membership to the Bernina Club, a nominal kit fee will be required for all others.

Wednesdays: September 24th; October 29th;  
November 26th; December 10th  
12:30-3:30pm or 6:30-9:30pm  
Kit fee: \$15.00 (after first year)

## 11. "No Snow, Please" Retreat

with The Quilt Addicted

We start on Thursday at 9:00am and quilt until Sunday at 3:00pm. We are in Haines Junction at the Convention Centre and that is where it all happens. Our time will be filled with fun and lots of socializing along with all that stitching. The evening meals will be provided. A non-refundable deposit secures you a place at the retreat.

Thursday, 9:00am to Sunday, 3:00pm  
September 25th - 28th  
\$160.00 + sleeping costs



## 12. Colour 1

with Dianne Hart

Join us for an evening of fun as we play with fat quarters to explore colour wheel basics, intensity, tone, texture, and fabric choice. This introductory colour theory course designed by Karen Mills is perfect for the beginner or advanced quilter or anyone looking to add a little colour pizzazz to their quilts.

Saturday, September 27th 9:00am-12:30pm  
\$30.00

## 13. Quilt As You Go/Quilting Sampler

with Joanne Love

This class is all about machine quilting. Once we get past the quilting basics of set up, essential supplies, preparing your machine and just getting comfortable - you will spend the day trying out a variety of quilting designs and finding ones that you like. Joanne will provide an assortment of designs for all skill levels and she will share her knowledge and tips for achieving good results. In this class, you will have the option of either making a quilting sampler or a "quilt as you go" quilt. Either way, you will leave the class with samples of quilting designs that can be used in future quilts and the self confidence to continue with your skill building.

Sunday, September 28th 10:00am-5:00pm  
\$50.00 + book



## October

## 14. Lucky

with Pauline Chalifour

Stunning modern quilt with endless potential. It is Layer Cake friendly, scrappy from your stash or sophisticated in two colours. I chose a six fabric version but really thought about using my Christmas fabrics in time for the season. Size is easy to alter, so from baby to king, modern or traditional fabrics it's a fun versatile pattern.

Wednesday, October 1st 6:30-10:00pm  
Wednesday, October 8th 6:00-9:30pm  
\$50.00 + pattern

## 15. Zen-sational

with Ruth Headley

This is a machine quilting technique that has been developed from Zentangle drawing. You need to be confident in free motion quilting to make the most of this class.

We will aim to make a small wall hanging. This is an ideal opportunity to improve your quilting skill.

Friday, October 3rd 6:30-10:00pm  
Tuesday, October 7th 6:00-9:30pm  
\$50.00 + book



CONFIDENT

BEGINNER  
CONFIDENT  
CHALLENGING

BEGINNER

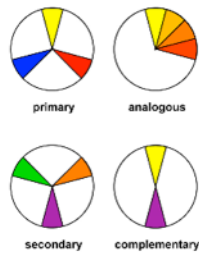
CONFIDENT

BEGINNER

## 16. Colour 2 - Colour Harmony Sampler

with Dianne Hart

Expand the colour in your quilting world by playing with different colour harmonies. In this advanced colour course designed by Karen Mills, you will choose your own colour scheme and block pattern to explore the effects of colour and design. Each class will focus on a different colour harmony through classroom discussion, fat quarter play and shared learning. Sew your block at home and share your success at the next class. Part 1 takes you through the first 4 sessions. Part 2 includes 5 sessions starting in January which will cover: Triple Complementary; Spaced; Triad; Tetrad; and Main colour plus many. At the end of the year you will have completed a sampler quilt exploring your selected colour. Pre-requisite: a beginner colour theory course.



Saturdays:

October 4th	9:00am-12:30pm;	Monochromatic
November 1st	1:00-4:00pm;	Analogous and Analogous with an Accent
November 22nd	9:00am-12:30pm;	Complementary
December 6th	9:00am-12:30pm;	Split Complementary

\$80.00 for 4 sessions

### We Have Gone Green

Bring your own cloth bags with you  
- or even better, make one to use. We have patterns too!



## 17. Woven Tumbling Blocks

with Dianne Hart

Is it a quilt or is it a weave? Actually it's both! Make a beautiful reversible table runner weaving fabric strips together. This is a technique that is difficult to learn from a pattern. The pattern sound very confusing but once someone shows you how to do it, the light bulb goes on and it all becomes clear and easy to do. If you can sew a straight line, you can make this project. Join us to lighten your quilting life.



Saturday, October 4th 1:00-4:00pm  
Saturday, October 11th 9:00am-4:00pm  
\$65.00 + pattern

## 18. Stained Glass for all Levels

with Lise Merchant

This class is open to all levels from beginners and up. You can sew minis or any other size of stained glass patterns you want. If you choose a large pattern, prep time may apply. Please let the shop know what size pattern you have chosen. This is a good opportunity to refresh your memory if you have sewn one before or learn how it's done for the beginners.

Sunday, October 5th 10:00am-5:00pm  
\$50.00 + pattern



BEGINNER  
BEGINNER  
CONFIDENT  
CHALLENGING



introducing the  
**BERNINA 710**  
a classic mix of quality & functionality

- Extra-Long Freearm
- Color touch screen
- BERNINA Dual Feed
- Total Stitch Control
- BERNINA 9 Hook

# BERNINA<sup>+</sup>

*made to create*



**BERNINA 350PE**  
highest precision + Swiss quality  
= unbeatable price/performance ratio!

**BERNINA 380**  
vast range of features and functions  
– the top model of the 3 Series.

**BEAR'S PAW  
QUILTS**




*Beautiful design.  
Quality you'll love.  
A lifetime of inspiration.*

**We are your Bernina source.**

## 19. Metro

with Linnea Castagner

 This 'trendy' looking quilt looks easy and it is as long as you have a really good 1/4 inch. That is why we are saying confident; it is all in the 1/4 inch. Colour choice will be easy, a light background and then a variety within a colourway. We have enlarged it a bit from the pattern and you could add a border if you wanted.

The pattern gives instructions for 3 sizes.

Monday, October 6th 6:30-10:00pm


Wednesday, October 15th 6:00-9:30pm

\$50.00 + pattern



## 20. Urban Abacus

with Geana Hadley

 This modern beauty is made using the Quick Curve Ruler. It makes cutting curves easy and consistent (no templates) Jenny Pedigo's method for sewing curves comes easily and blocks are squared down making them very forgiving. Suitable for a confident beginner.



Thursday, October 9th 6:30-10:00pm

Saturday, October 18th 9:00am-4:00pm

\$65.00 + pattern

## 21. QuiltStart

with Ruth Headley

 Please see description #1

Introduction to quilting

Friday, October 10th 6:00-9:00pm

Class

Friday, October 17th 6:00-9:30pm


Monday, October 20th 6:00-9:30pm

Wednesday, October 22nd 6:00-9:30pm

\$60.00

## 22. Sliced

with Ruth Headley

 This quilt is from the book Modern Neutrals by Amy Ellis, and the book is full of wonderful quilts. This time round I chose Sliced, lots of visual intrigue, make the block, slice it diagonally and stitch it to make a mirror image. I am sure that it will look just as good with bright colours too. It is vital that your 1/4 inch is accurate, hence the confident label.



Thursday, October 16th 6:30-10:00pm

Friday, October 24th 6:00-9:30pm

\$50.00 + book


Northern  
theme kits  
make great gifts



BEAR'S PAW  
QUILTS 

## 23. Modern Quilt 2 & Modern Quilting

with Joanne Love

 New take on an old favorite – hexagons. This quilt goes together very quickly and has a clean fresh look making it a perfect alternative to the traditional baby quilt. It also provides the perfect quilt top to experiment and practice free motion quilting. This class will be taught in 2 parts: In the first class you will learn how to sew hexagons by machine making it a quick way to construct a small quilt top in no time. You can sew as many hexagons as you want using your scraps, charm squares or yardage – the choice is yours! If you would like to explore your creativity, you will have options for pattern and layout offering you a chance to make a one of a kind quilt. All aspects of the quilting process will be discussed from what batting to use; your thread choices and how it will have an effect on the outcome of your quilt. The 2nd class will focus on machine quilting. Joanne will share with you a fresh approach to machine quilting giving you the self-confidence and freedom to doodle. Here is your chance to have some fun, learn a new technique while building your free motion quilting skills.




Sunday, October 19th 10:00am-5:00pm

Sunday, November 2nd 10:00am-5:00pm

\$80.00 + handouts

## 24. Double Bubble

with Dianne Gale

 Another easy quilt to use with a Layer Cake. Dianne designed this one and it is a fusible web project. An easy quilt for fabric choice, as you are using a Layer Cake plus border fabric. Your machine must be capable of at least zig-zag or at best blanket stitch. I bet you will make more of these.



Tuesday, October 21st 6:30-10:00pm

Thursday, October 23rd 6:00-9:30pm

\$50.00 + pattern



OLIVINE  
Dye Works & Design

Hand dyed 100% cotton  
with screen prints of  
northern themes

CONFIDENT

CONFIDENT

BEGINNER


CONFIDENT

CONFIDENT

BEGINNER

## 25. Sewing Machine Dust Cover


with Joanne Love

 Sewing machine covers are a great way to protect your machine from dust when you are not using it and add a decorating element to your sewing room. They can be easy to make and you can go as simple and basic as you like or try something a little more adventurous using leftover fabric that you couldn't toss out. The size of the cover is custom made to fit your machine. The entire cover can be made from yardage or you can create the centre panel from perfectly good scraps. If you need a little bit more of a start off point for your design, you can use an orphan block or two from a previous project. Joanne will provide design suggestions and guide you through the entire process to make this a quick and easy project. Once the centre panel is constructed you will add sides, coordinating liner and finish with binding or trim of your choice.

Sunday, October 26th 10:00am-5:00pm  
\$50.00 + handout

## 26. Easy Striped Table Runner

with Laurie Jacobson

 Back for an encore! Here is a class that will make the best use of the striped and border fabric that you bought. With clever cutting and easy stitching, this table runner comes together really quickly. And there are many 'bonus' projects (placemats, table centers) you can get out of the remaining fabric!

Monday, October 27th 6:30-10:00pm  
Tuesday, October 28th 6:00-9:30pm  
\$50.00 + pattern



## 27. Bernina Club

with Joanne Love


Please see description #10

Wednesday, October 29th  
12:30-3:30pm or 6:30-9:30pm  
Kit fee: \$15.00 (after first year)



## 28. Wiley Way

with Laurie Jacobson


 Beguiling but definitely not tricky! This contemporary quilt uses wide strips and 60° angles to add interest and punch. It will look great in a variety of fabrics; showcase large prints, use your favourite line of fabric or choose beautiful batiks. They all will be fabulous! The evening class is a cutting and design class. The full day will be a sewing day and because this quilt is sewn together in rows you will see your quilt top develop from top to bottom before your eyes! Learn about cutting angles and bias stitching.

Friday, October 31st 6:30-9:30pm  
Saturday, November 8th 9:00am-4:00pm  
\$65.00 + pattern



## 29. MYSTERY QUILT CLUB 2013/14 REVEAL PARTY

Quilters Dessert  
with Joanne Love

 Join your fellow Mystery Quilt club members for an afternoon of show and share. The party is for those of you who participated in our Mystery Quilt Club 2013/14 and fellow quilters who want to see what the club is all about. For the past 8 months members have been working patiently on a Border Creek Station pattern,

*"Quilters Dessert"*

without knowing the final design. It is time to reveal the mystery and share the results. Remember... points are awarded for attendance and you could have one more entry for the draw. We have also decided to unveil the new mystery quilt for 2015. Advance registration will be taken and participants will receive a small gift.

Saturday, November 1st  
11:00am-12noon  
Refreshments will be served

Happy Quilting,  
Joanne



## Class credits

We are now offering you the opportunity to earn 1/2 price and even **free classes**. Each class you attend will give you points towards this goal. This is in addition to the free meters of fabric you can earn by using your BPQ fabric card.

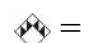
   3 points = 1/2 price class



    6 points = 1 free class

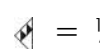
The points do not carry forward from one teaching session to the next, but your free class can be used or saved.

## What the symbols mean

 = beginner/confident level class

 = 1 point

  = challenging level class

 = 1/2 point

# More Cake?

A great new pattern from  
Bear's Paw Quilts.

72" x 88"



lori's quilt

BEGINNER  
CONFIDENT  
CHALLENGING

BEGINNER

CONFIDENT

# November

## 30. Coil Pots

with Ruth Headley

 Do you need another container on your quilt table or shelf to put stuff in? Perfect for threads, scraps, stuff and more stuff! A few years ago we went crazy for this technique and so it's time to re-introduce it. Once you have mastered the skill, which will take one class then you can make them in any size and embellish them to your heart's content. You must have a machine that sews with a zigzag.


Monday, November 3rd 6:00-10:00pm

\$30.00 + handout



## 31. Fascination

with Terry Funk

 This is a large block quilt made totally from half square triangles. You can make it scrappy from Charm Squares or more planned using 5" strips. Fascination goes together easily and quickly. Choose your size from baby on up!

Tuesday, November 4th 6:30-10:00pm


Thursday, November 6th 6:00-9:30pm

\$50.00 + book



## 32. Bargello Table Runner

with Linnea Castagner

 This pattern comes from More Twist and Turn Bargello Quilts, hold that thought because Linnea wants to return to the book for more classes.

This is ideal for someone who has never "bargello-ed" before. It is small, it is simple and it is do-able. After this you will definitely want to make another bigger more complicated bargello.

Wednesday, November 5th 6:30-10:00pm


Wednesday, November 19th 6:00-9:30pm

\$50.00 + book



## 33. Stash Box Quilt

with Karen Berrel

 Do you have a small(ish) stash of fabrics left over from other projects... small but beautiful pieces that you just can't bear to part with? If you are one of those quilters (and even if you're not), this is the quilt for you! Great for the beginning or experienced quilter, this simple quilt can utilize a variety of colours, or a couple of colour ways, resulting in a stunning final product. A great way to use up some of those small, beautiful bits in your stash... so that you can buy some more!!!

Friday, November 7th 6:30-10:00pm

Friday, November 14th 6:00-9:30pm

\$50.00 + pattern



# FUN & FUNKY



We've got a colourful zoo at

BEAR'S PAW  
QUILTS



MORE

# ANIMAL PATTERNS



### 34. "There will be Snow" Inn on the Lake Retreat

with Small Group

The Inn can only house a small group so about 15 of us go. We always try to fit it around the stat holiday and so this year the days are rather odd. It is rather a luxury retreat, in such a fabulous setting and we are treated to gourmet food served in a beautiful room.

A non-refundable deposit secures you a place at the retreat.

Saturday, 9:00am to Tuesday, 3:00pm

November 8th - 11th

\$310.00-ish

### 35. QuiltStart

with Ruth Headley

**BEGINNER**   Please see description #1

Introduction to quilting

Wednesday, November 12th 6:00-9:00pm

Class

Monday, November 17th 6:00-9:30pm

Friday, November 21st 6:00-9:30pm

Monday, November 24th 6:00-9:30pm

\$60.00

### 36. Double Diamond Play Baby Quilt

with Geana Hadley

**CONFIDENT**   Make this gorgeous baby quilt using a full jelly roll plus a bit of extra fabric for borders and binding. A good opportunity to learn or practice matching angled seams.

Thursday, November 13th  
6:30-10:00pm

Thursday, November 20th  
6:00-9:30pm

\$50.00 + book





delightful  
treats from  
Cat and Penguin

BEAR'S PAW  
QUILTS



### 37. City Lights

with Ruth Headley

**BEGINNER**   From the Bright and Bold Cosy Modern Quilts, by Kim Schaefer, this is a very exciting quilt. It is just piecing and so it is quite easy. Needless to say I made some alterations to the size, which you will see on the requirement sheet.



I did it in brights but any colour combo will work. I'm longing to see your colour choices.

Saturday, November 15th 9:00am-4:30pm

\$50.00 + book

### 38. Sew Far Behind

with Bernice Ovens



Please see description #5

Sunday, November 16th 10:00am-4:00pm

\$20.00

### 39. Carsen's Courtyard

with Vivian Bales

**BEGINNER**   Time to bring out all those pretty fat quarters you've been saving up for a rainy day. Or treat yourself to some fresh new ones. This is a fat quarter friendly quilt that you can choose to work in different styles. Throw caution to the wind and go completely scrappy or try a more structured look. I can't wait to see the different personalities your quilts become. Perfect for beginner quilters or those wishing to practice their 1/4 inch seams and matching seams.

Tuesday, November 18th 6:30-10:00pm

Tuesday, November 25th 6:00-9:30pm

\$50.00 + book



Northern Attic Windows  
58" x 76"



A peek at the wild side  
new quilt kit from

BEAR'S PAW  
QUILTS



## All About BPQ Retreats

It has evolved over the years that we do early sign-up for our Quilt Retreats. Rather than waiting for class sign-up days in January and September, we begin the sign-up for these coveted getaways earlier. Don't despair, we have a board up in the shop to let you know when sign-up will begin. Keep your eyes open for registration.

Location	Sign-up begins	Retreat Date
Haines Junction	mid-October	April
Haines Junction	mid-June	September
Inn on the Lake	June	mid-November
BPQ Birthday	January	late-February
Longest Day	April	late-June

### 40. Swing It!

with Dianne Hart



Are you looking for a new quilting technique? Then this course is for you. Make a table runner or placemats using an easy quilt-as-you-go method for curves. Quilt pieces are arranged on the batting and sewn into place using bias strips. Add a new skill to your quilting world.

Saturday, November 22nd 1:00-4:00pm

Saturday, December 6th 1:00-4:00pm

\$50.00 + pattern

### 41. Travel Totes

with Joanne Love

Travel in style with the perfect size travel totes or use it for your sewing notions. These companion bags come in two different shapes and sizes. Great gift idea for Christmas.

The tall round bag is approximately 5" in diameter and 8" high and is designed to handle taller items such as shampoo bottles, toothpaste tubes and brushes or rotary cutter. The short square bag is approximately 7.5" square and 4.5" high. Both bags have pieced, scrappy sides, double zippers to allow for a hinged top, piping for defined edges and are fully lined with optional water resistant fabric. They have coordinating fabric handles on top for easy carrying. This pattern also includes instructions for constructing the bag sides from one piece of fabric instead of piecing it.

Sunday, November 23rd 10:00am-5:00pm

\$50.00 + pattern



### 42. Bernina Club

with Joanne Love

Please see description #10

Wednesday, November 26th

12:30-3:30pm or 6:30-9:30pm

Kit fee: \$15.00 (after first year)

# BERNINA<sup>+</sup>

### 43. Chrysanthemum

with Judith Voswinkle

Chrysanthemum is the perfect project if you would like to try your hands on curved piecing. When I saw this pattern and the quilt in Vancouver I just had to make it. Due to the technique and the quilting around it's petals it looks like applique and is quite showy.

Thursday, November 27th

6:30-10:00pm

Friday, November 28th

6:00-9:30pm

\$50.00



### 44. Starry Tree Skirt

with Ruth Headley

Big and bold this tree skirt is easy to stitch up. It is made up of large, two triangle squares and only needs colours and a background.

Make it from scraps or in a very organized pattern. Good practice for unusual angles on the binding.

Saturday, November 29th 9:00am-4:00pm

\$50.00 + pattern

## Customer Appreciation Day

December 20, 2014

15% off Storewide (some restrictions apply)

• threads • books • notions • patterns • Bernina accessories • all fabric

Select fabrics reduced 30%, 50% & 70%

Vote on the display of our "Woodland Wonderland" entries

Refreshments provided

BEAR'S PAW  
QUILTS



## 45. Sew Far Behind

with Vivian Bales

Please see description #5

Sunday, November 30th 10:00am-4:00pm

\$20.00

## December

## 46. Divided by 3

with Ruth Headley



This table runner is suitable for large scale print, which are so popular at the moment. The pattern sample uses three different feature fabrics, but it is much easier and effective to have only one. I made place mats from the left overs. Simple piecing makes this ideal for beginners.

Tuesday, December 2nd 6:30-10:00pm

Thursday, December 4th 6:00-9:30pm

\$50.00 + pattern

## 47. Sew Far Behind

with Ruth Headley

Please see description #5

Sunday, December 7th 10:00am-4:00pm

\$20.00

## 48. Bernina Club

with Joanne Love

Please see description #10

Wednesday, December 10th

12:30-3:30pm or 6:30-9:30pm

Kit fee: \$15.00 (after first year)

# BERNINA<sup>+</sup>

## 49. Customer Appreciation Day

Food and door prizes, vote for the "Woodland Wonderland" entries on display.

Saturday, December 20th

10:00am-5:00pm



## Pine Tree Quilters



- Reasonable membership fees
- Mystery Quilts
- Monthly Retreats
- Mini Workshops

*We invite new and 'seasoned' quilters, alike to inquire about joining our fun quilting group.*

*Call Geana Hadley @ 667-2263 for more information.*

## Bear's Paw Quilts - Workshop Policies

Classes are open on a first come basis. When a class fills up quickly, we often put people on a wait list and schedule another class.

We request that you leave babies and children at home when you come to a class. Teens are welcome in all our classes.

You are not officially registered until you have paid. GST will be added to class cost. You may pay for a class with Visa, MC, debit card, cash or use your class points.

**Cancellation:** In the event you cannot attend a class that you have paid for, we will issue credit or transfer you to another class if we receive 7 days notice. If we receive less than 7 days notice, we will give you class handouts, but no refund can be given.

**Class Minimum:** Normally a class must have 3 students.

**Sewing Machines:** Please bring your own machine in good working order. An instruction manual for the machine is essential. Don't forget to bring extra machine needles. BPQ does have one Bernina sewing machine for rent - see our Sewing Machine Rental Policy.

**Supply Lists:** are available for each class at the time of registration. Read it carefully and bring everything on the list.

**Place:** All classes are in the BPQ classroom. Ironing boards and irons are provided. 2 large cutting mats are provided. Please bring anything else you may need, and label all your personal equipment.

## Bear's Paw Quilts - Sewing Machine Rental Policy

- ◆ In the interest of encouraging beginners to quilt, Bear's Paw Quilts has purchased one new Bernina Activa 230 that will be available for rent.
- ◆ Cost of machine rental is \$30 per day or \$15 for half a day **or less.**
- ◆ The rental machine must be booked and paid for at the time of class registration. In the event you wish to cancel either the machine rental or the class, you will recover full credit for your payment only if we receive the cancellation **7 days before the class date.**
- ◆ At the time you book the sewing machine, you must make an appointment for a brief instruction on the use of the machine.
- ◆ The machine is kept on the shop premises at all times. You may not take it home.
- ◆ You must provide your **own thread, machine needles**, personal sewing equipment and supplies. Any bobbins that you use must be left with the machine at the end of the rental period.

**Note:** Demonstration machines are not available for use during class or at any other time. They are for demonstrating features to persons who are interested in buying a Bernina.

September

- 6<sup>th</sup> (Saturday) Sign-up day
- 8<sup>th</sup>, 16<sup>th</sup>, 17<sup>th</sup>, 19<sup>th</sup> (Monday/Tuesday/Wednesday/Friday) QuiltStart **1**
- 8<sup>th</sup>, 15<sup>th</sup>, 16<sup>th</sup> (Monday/Monday/Tuesday) Daytime QuiltStart **2**
- 10<sup>th</sup>, 15<sup>th</sup> (Wednesday/Monday) Machine Quilting-Level 1 **3**
- 13<sup>th</sup>, 2<sup>nd</sup>, October 25<sup>th</sup> (Saturday/Thursday/Saturday) Autumn Paths **4**
- 14<sup>th</sup> (Sunday) Sew Far Behind **5**
- 18<sup>th</sup>, 22<sup>nd</sup>, 30<sup>th</sup> October 30<sup>th</sup> (Thursday/Monday/Tuesday/Thursday) One Block Wonder **6**
- 20<sup>th</sup> (Saturday) TV Dinner **7**
- 21<sup>st</sup> (Sunday) Ladies Choice **8**
- 23<sup>rd</sup>, 25<sup>th</sup> (Tuesday/Thursday) Scrappy Hunter's Star **9**
- 24<sup>th</sup> (Wednesday) Bernina Club **10**
- 25<sup>th</sup>, 26<sup>th</sup>, 27<sup>th</sup>, 28<sup>th</sup> (Thursday to Sunday) No Snow Please Retreat **11**
- 27<sup>th</sup> (Saturday) Colour 1 **12**
- 28<sup>th</sup> (Sunday) Quilt as you Go **13**

October

- 1<sup>st</sup>, 8<sup>th</sup> (Wednesday/Wednesday) Lucky **14**
- 3<sup>rd</sup>, 7<sup>th</sup> (Friday/Tuesday) Zen-sational **15**
- 4<sup>th</sup> (Saturday) Colour 2 **16**
- 4<sup>th</sup>, 11<sup>th</sup> (Saturday/Saturday) Woven Tumbling Blocks **17**
- 5<sup>th</sup> (Sunday) Stained Glass **18**
- 6<sup>th</sup>, 15<sup>th</sup> (Monday/Wednesday) Metro **19**
- 9<sup>th</sup>, 18<sup>th</sup> (Thursday/Saturday) Urban Abacus **20**
- 10<sup>th</sup>, 17<sup>th</sup>, 20<sup>th</sup>, 22<sup>nd</sup> (Friday/Friday/Monday/Wednesday) QuiltStart **21**
- 16<sup>th</sup>, 24<sup>th</sup> (Thursday/Friday) Sliced **22**
- 19<sup>th</sup>, November 2<sup>nd</sup> (Sunday/Sunday) Modern Quilt and Quilting **23**
- 21<sup>st</sup>, 23<sup>rd</sup> (Tuesday/Thursday) Double Bubble **24**

Very Important Days

November

- 26<sup>th</sup> (Sunday) Machine Cover **25**
- 27<sup>th</sup>, 28<sup>th</sup> (Monday/Tuesday) Easy Striped Runner **26**
- 29<sup>th</sup> (Wednesday) Bernina Club **27**
- 31<sup>st</sup>, November 8<sup>th</sup> (Friday/Saturday) Wiley Way **28**
- 1<sup>st</sup> (Saturday) Mystery Quilt Reveal **29**
- 1<sup>st</sup> (Saturday) Colour 2 **16**
- 3<sup>rd</sup> (Monday) Coil Pots **30**
- 4<sup>th</sup>, 6<sup>th</sup>, (Tuesday/Thursday) Fascination **31**
- 5<sup>th</sup>, 19<sup>th</sup> (Wednesday/Wednesday) Bargello Runner **32**
- 7<sup>th</sup>, 14<sup>th</sup> (Friday/Friday) Stash Box **33**
- 8<sup>th</sup>, 9<sup>th</sup>, 10<sup>th</sup>, 11<sup>th</sup> (Saturday to Tuesday) Inn on Lake Retreat **34**
- 12<sup>th</sup>, 17<sup>th</sup>, 21<sup>st</sup>, 24<sup>th</sup> (Wednesday/Monday/Friday/Monday) QuiltStart **35**
- 13<sup>th</sup>, 20<sup>th</sup> (Thursday/Thursday) Diamond Double Play **36**
- 15<sup>th</sup> (Saturday) City Lights **37**
- 16<sup>th</sup> (Sunday) Sew Far Behind **38**
- 18<sup>th</sup>, 25<sup>th</sup> (Tuesday/Tuesday) Carsen's Courtyard **39**
- 22<sup>nd</sup> (Saturday) Colour 2 **16**
- 22<sup>nd</sup>, December 6<sup>th</sup> (Saturday/Saturday) Swing It **40**
- 23<sup>rd</sup>, (Sunday) Travel Totes **41**
- 26<sup>th</sup> (Wednesday) Bernina Club **42**
- 27<sup>th</sup>, 28<sup>th</sup> (Thursday/Friday) Chrysanthemum **43**
- 29<sup>th</sup> (Saturday) Tree Skirt **44**
- 30<sup>th</sup> (Sunday) Sew Far Behind **45**

December

- 2<sup>nd</sup>, 4<sup>th</sup> (Tuesday/Thursday) Divided by 3 **46**
- 6<sup>th</sup> (Saturday) Colour 2 **16**
- 7<sup>th</sup> (Sunday) Sew Far Behind **47**
- 10<sup>th</sup> (Wednesday) Bernina Club **48**
- 20<sup>th</sup> (Saturday) Customer Appreciation **49**

Saturday Savers

"plan" for great savings

September			November		
Sept. 6th	Books and Patterns	15%	Nov. 1st	Bernina Accessories	15%
Sept. 13th	Notions	15%	Nov. 8th	Pre Cut Fabrics LC, FP, JR, CP	10%
Sept. 20th	Fat Quarters	4 for the price of 3	Nov. 15th	Remnants	15%
Sept. 27th	Batiks	15%	Nov. 22nd	Fat Quarters	4 for the price of 3
October			Nov. 29th	Batiks	15%
Oct. 4th	Blenders	15%	December		
Oct. 11th	Threads	15%	Dec. 6th	Notions	15%
Oct. 18th	Batting	10%	Dec. 13th	Flannels	15%
Oct. 25th	Flannels	15%	Dec. 20th	Storewide (SRA)	15%
<p style="text-align: center; font-size: 2em; font-family: cursive;">Quilters Rule!</p>			Dec. 24th	Storewide (SRA)	15%