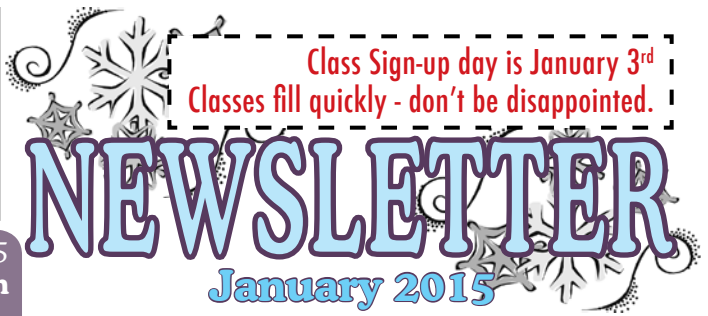



# BEAR'S PAW QUILTS



100 - 2093 2nd Avenue, Whitehorse, Yukon, Canada Y1A 1B5  
Phone: (867) 393-BEAR (2327) [www.bearspawquilts.com](http://www.bearspawquilts.com)  
twitter @ BearsPawQuilts1 f Bears-Paw-Quilts

## *I can hardly bear to write it, but it really is ----2015 coming up next.*

Do you remember the hoopla about the millennium, that's just an old history story now! So have a good Christmas and a Happy New Year, by the time you read this it will be just round the corner.

Our newsletter is as always available for download from the web site [bearspawquilts.com](http://bearspawquilts.com). I am still doing well on the BPQ business Facebook page. It really is a very convenient way to communicate day-to-day business to you all. You do not have to 'do' Facebook to look at us, I know some of you resist Facebook. But please give our business site a try. Just occasionally I've missed taking photos of a class and I get a reminder that you love to see the quilts made, even if they are in construction stage.

As always I would like to firstly thank the wonderful staff, this is not a one woman show, and then thank the loyal and supportive customers, without you we would be a bit lonely here in the shop.

Long live local businesses.

~Ruth and the staff of BPQ

### Shop news

We are half way through our quilt year, as I think of a year as September to summer. The first half went well, great classes with some wonderful resulting quilts. Our new teachers had a good time and were well received, so much so that they are all returning this session, so welcome **Karen Berrel**, **Vivian Bales** and **Dianne Gale** permanently to our team. To our surprise and delight **Karen Mills** is still here and is scheduled to teach, not as much as usual but she has devised a new and exciting series of classes to help us make better quilts. All the usual great teachers are back and **Dahn Casselman** is back after a break with some interesting new Fibre Play courses. If you skip to March you will see that **Judy Gibbons** is back in our teaching team. Welcome back Judy we missed you

The staff in the shop are the same, **Sarah** had her fourth daughter and so is way too busy to help out, hopefully she will return sometime. You may have even seen Karen did some shifts behind the counter so she was still involved. I have just arranged for **Kim Morris** to come

### What's new at BPQ?

back for a couple of weeks so I can go away in March. We are excited that she is able to come back as we have missed her. Thank you staff for all the extra things you do to make the shop as successful as it is. I try and thank you at the time but I really appreciate it all.

So customers read on and we will see you at sign-up day and in class.

#### New Term

The calendar this year means that we will not open until Saturday the 3rd January and that is Sign-up day so we are out of the gate and up and running. Classes will actually begin the next day with a Sew Far Behind. This is followed by the **New Term Sale Thursday January 8th, and Friday the 9th**. We will be open at **9:30am and stay 'til 7:00pm** on both days. Hopefully this will give you an opportunity to get some of your fabrics at a good price.

We will have a 70%, 50% and a 30% reduced section and then the remaining fabric in the shop will be discounted 15%. You can't get better than that.



## Class Level Guide

In an attempt to guide you to the degree of difficulty in each class we have designated the following words:

### BEGINNER

Those straight from QuiltStart would manage these classes and every other level are welcome, of course.

### CONFIDENT

If you were an experienced sewer before QuiltStart this would be do-able, or if you have made a few quilts and you feel confident.

### CHALLENGING

These require considerable experience in quilting, and will take time and patience. But you have to sew your first challenging quilt sometime.

This is only a guide to let you know what to expect from a class.

## January

### 1. Sew Far Behind

with Vivian Bales


What an opportunity this is, a whole day to come to grips with some of those unfinished projects, it's quiet, lots of space, no distractions and a teacher on hand to help you work out those problems...and all for a fabulous price.

Sunday, January 4th 10:00am-4:00pm  
\$20.00

### 2. QuiltStart

with Ruth Headley

BEGINNER

 This class is designed for those who have no experience in quilting, or for those who want to get back to basic skills. The class has two components: Introduction to Quilting where you learn about the basic equipment and materials needed as well as learning about your machine, and QuiltStart is where you will make a table runner in the Rail Fence design. This class provides the rudiments of quilting and prepares you to work on any number of projects afterward. This class is comprised of 14 hours of class time and probably a few hours of extra sewing to complete the project.

Introduction to Quilting:

Monday, January 5th 6:00-9:00pm

Class:

Wednesday, January 14th 6:00-9:30pm

Friday, January 16th 6:00-9:30pm

Monday, January 19th 6:00-9:30pm

\$60.00



### 3. Daytime QuiltStart

with Ruth Headley

BEGINNER

 Please see description #2

Introduction to Quilting:

Monday, January 5th 6:00-9:00pm

Class:

Monday, January 12th 9:30am-4:00pm


Tuesday, January 13th 9:30am-4:00pm

\$60.00

### 4. Machine Quilting Level 1

with Ruth Headley

BEGINNER

 Learn the basics of good machine quilting. We start with straight-line quilting and then we drop the feed dogs and begin free motion quilting. Once you have started, all you need is practice, practice, practice.

Tuesday, January 6th 6:00-10:00pm


Friday, January 9th 7:00-10:00pm

\$50.00

### 5. One Block Wonder

with Ruth Headley

CONFIDENT

 What can I say, the last class was sooo fabulous and the results stunning and there are people waiting to do this technique. While you are still interested I will still teach it. You need 4 metres of one multi coloured, interesting fabric and we go from there. I already have my fabric picked. It is a lot of stitching but it is all interesting stitching.



Prep:

Wednesday, January 7th 6:00-9:30pm

Class:

Monday, January 12th 6:00-9:30pm

Wednesday, January 21st 6:00-9:30pm

Monday, February 23rd 6:00-9:30pm

\$80.00 + book

## Reduce, Reuse, Recycle.

You all know (or should know) that I love to recycle, and this is a reminder.

- We save and recycle or donate many items.
- We collect cosmetics for the Outreach Van, usually the small hotel size cosmetics from when we travel.
- We have an **Almost Free** box of books, patterns and mags. The donations given go to the Food Bank. So far this year we have collected at least \$250. Last year at least \$300.

Lets keep up the effort,  
every little bit helps the environment.



## 6. 2015 Mystery Quilt Club

with Joanne Love

Let's start the New Year off with a new Mystery Quilt! The first installment will begin in January and run through the summer. This year's Mystery Quilt by Border Creek Station is called

### "Quilters Retreat"

For those of you who are not familiar with mystery quilts — it is set up so you don't know what pattern you are making until the quilt top is done which adds to the excitement. As a Mystery Club Member you will receive 1 installment each month with clearly written instructions and full colour diagrams for 8 months of total suspense for a true quilting adventure! You will have the option of picking your own fabrics or you can purchase a kit assembled exclusively for this event. Club members get together once a month to receive the next Mystery Installment of the top secret project that will not be revealed to you - because it's TOP SECRET! If you can't make a meeting, you can pick up your copy of the installment any time during regular business hours after the meeting date. Refreshments will be served while we chat. Come and join the fun while Joanne leads you through the secretive journey each month.

Saturdays: January 10; February 7;  
March 14; April 11; May 9; June 13;  
July 11; and August 8  
11:00am-12noon  
\$25.00

Happy Quilting,  
Joanne

## 7. Buggy Barn Crazy

with Joanne Love

Calling all Barn Chicks! It's that time again for us to get together to make another crazy quilt. Since the company is no longer in business, I suspect this will be the final call. However, I am sure many of us have at least one more pattern or kit we would like to make? Stack it, cut it and shuffle it - then stitch it without having to add the seam allowance! Square up the blocks and you're done — you have just mastered the Buggy Barn way. This class is perfect for beginners or those who would like to not get hung up on precision piecing and let go for a change. Choose any Buggy Barn 'crazy pattern', gather up your fabric and have fun stitching your blocks. What an easy way to become Certifiably Crazy and have a fun day.

Fabric Selection & Prep Work Instructions:

Saturday, January 10th 2:00-3:00pm  
Sunday, January 25th 10:00am-5:00pm  
\$60.00 + book/pattern of your choice



## 8. Exploring Art Quilts The Basics, Colour Theory Refresher, and Perspective

with Karen Mills

This class explores art quilts through the creation of a series of small blocks focused on a theme of your choosing. Each month you will learn specific techniques and design skills to use in the creation of your unique pieces. Class time will involve demonstrations, exercises focused on exploring the topic, discussion, and sharing experiences and successes. After each class homework will be assigned to apply lessons learned. The class schedule is designed to build on skills learned in the previous class but if just one or two classes appeal to you, just sign up for those.

Suggested Pre-requisite: Colour 2 or other advanced colour theory course.

Sundays:

January 11th	The Basics, Colour Theory Refresher, and Perspective
February 8th	Inspiration from Images
March 8th	Collages and Innovative Piecing
April 12th	Paint Effects and Surface Design
May 10th	Thread work, Found Objects, and Embellishing

The more classes within this group that you enroll in the better deal that you get. Join us for:

1 class - \$50.00  
2 classes - \$80.00  
3 classes - \$95.00  
4 classes - \$110.00  
5 classes - \$120.00

Sunday, January 11th 10:00am-5:00pm

## 9. Disappearing Pinwheel

with Geana Hadley

You will be surprised at how easy it is to make this beautiful and versatile block using the Missouri Quilt Company technique. This quilt pulls together nicely and is layer cake friendly.

Tuesday, January 13th  
6:30-10:00pm  
Saturday, January 24th  
9:00am-4:00pm  
\$65.00 + internet pattern



## 10. Stella

with Ruth Headley


This is a cute table topper in three sizes, it goes down to one that could be used as a place mat. Simple piecing gives an odd shape where you need to do innies as well as a normal 90-degree corner on the binding. A nice piece for feature fabric.

Thursday, January 15th 6:30-10:00pm  
Friday, January 23rd 6:00-9:30pm  
\$50.00 + pattern



# 11. Illusions

with Ruth Headley

 This Illusion baby quilt is made from a Jelly Roll and border fabric, so is easy to get organised. It is definitely suitable for a beginner. It will provide you with great practice in strip piecing and stitches up really fast.

One Jelly Roll makes two baby quilts.


Saturday, January 17th 9:00am-4:00pm

\$50.00 + book



# 12. Pencils and Crayons Aren't Just For Kids

with Dahn Casselman


 These are the newest and hottest trend in fine art mediums! While the title is playful, this 'serious' class will focus on experimenting with a variety of different brands of pencils and crayons that are being used in art quilts today. Through guided experiments (play time), you will take home a comprehensive sampler showing the colours and properties of these tools. Pencils and crayons are fun, exciting and surprisingly useful even if you only make traditional quilts and just want a bit of dazzle to liven them up. You will be amazed at how rich and vibrant the new fabric pencils and crayons are!

Sunday, January 18th 10am-5pm

\$50.00

# 13. Twitterin' Stars

with Terry Funk

 This fat quarter quilt is a great one to use reproduction prints or other small-scale prints. You will be using small pieces of fabric and several techniques to make this stunning scrappy style quilt. The sample is 55" x 66".

Tuesday, January 20, 6:30-9:30pm

Thursday, January 22, 6:00-9:30pm

Tuesday, January 27, 6:00-9:30pm

\$65.00 + book



# 14. QuiltStart

with Ruth Headley

 Please see description #2

Introduction to Quilting:

Monday, January 26th 6:00-9:00pm

Class:

Wednesday, February 4th 6:00-9:30pm

Friday, February 6th 6:00-9:30pm

Saturday, February 7th 1:00-4:30pm

\$60.00

## We Have Gone Green

Bring your own cloth bags with you  
- or even better, make one to use. We have patterns too!



# 15. Bernina Club

with Joanne Love

**BERNINA**

Well the cold weather is here and we all know that it gives us more time to sew! What better time to learn more about your Bernina sewing machine or brush up on all it has to offer. Join Joanne each month to learn new skills in using your Bernina sewing machine while making a great project. We'll cover all types of sewing and quilting techniques — there is always something for everyone. The project will be on display in the shop on the 1st business day of each month. Seating is limited so sign up early to avoid disappointment. This class is open to all owners of Bernina sewing machines. If you purchased your Bernina sewing machine at BPQ you will receive a free 1-year membership to the Bernina Club, a nominal kit fee will be required for all others.

Wednesdays: January 28; February 25;

March 18; April 29th

12:30-3:30pm or 6:30-9:30pm

Kit Fee: \$15.00 (after first year)

# 16. Old Victoria

with Dianne Hart

 Interested in landscaping? Indulge yourself with this beautiful 13" x 22" wall hanging featuring Victoria's famous lamppost flower baskets in front of an old building. The windows are cut out using a "mola" method. This is a great project for beginner quilters comfortable with straight and zigzag stitching.

Thursday, January 29th 6:30-9:30pm

Saturday, January 31st 9:00-4:00pm

\$65.00 + pattern



# 17. Rosebuds

with Dianne Hart

 These wonderful roses are easy to create with a little sewing and wire work. The larger rose holds a little tulle pouch great for concealing a special Valentines gift of jewelry or a delicious tasty treat. A bouquet of roses is perfect for a wedding, just fill the pouch with birdseed for tossing at the lucky couple. Join us for an evening of gardening ☺.

Friday, January 30th 6:30-10:00pm

\$30.00



*More  
Cake?*

A great new pattern from  
Bear's Paw Quilts.

*Double Bubble*







**Hettler**  
Thread.Color.Imagination.

now available at:  
**BEAR'S PAW  
QUILTS**

**February**

## 18. Sew Far Behind

with Bernice Ovens

Please see description #1

Sunday, February 1st 10:00am-4:00pm

\$20.00

## 19. Graphic Mixx

with Karen Mills



Bridging the gap between traditional and modern,

Graphic Mixx makes use of traditional blocks and lots of negative space for a modern twist to a sampler quilt. As a skill building quilt, new quilters can take it one step at a time. But even experienced quilters will enjoy going back to the basics and creating a modern quilt with fresh colours and lots of space for quilting.

Beginner - suitable for a QuiltStart graduate.

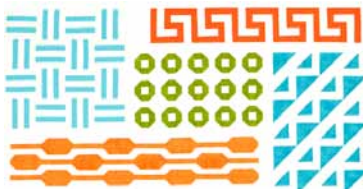
Monday, February 2nd 6:30-10:00pm

Monday, February 9th 6:00-9:30pm

Monday, February 16th 6:00-9:30pm

Tuesday, February 24th 6:00-9:30pm

\$80.00 + book




**Custom Cushions**

- \* Raven
- \* Moose
- \* Bear

**"Yukon Company"**  
Collection  
fabric panels  
now available at:  
**BEAR'S PAW  
QUILTS**

## 20. Spring Fling

with Geana Hadley



This is our second Quick Curve Ruler Project and it is even more fun than the last one. Use a jelly roll or 2.5" strips from your stash to 'spring up' your winter and make this lovely quilt. Some experience sewing curves would be beneficial but not necessary as the Quick Curve Ruler cuts a nice gentle curve and the technique is square-up friendly.

Tuesday, February 3rd 6:30-10:00pm

Thursday, February 5th 6:00-9:30pm

\$50.00 + pattern



## 21. Exploring Art Quilts Inspiration from Images

with Karen Mills

Please see description #8

Sunday, February 8th 10:00am-5:00pm

\$50.00



introducing the  
**BERNINA 710**  
a classic mix of quality & functionality

- Extra-Long Freearm
- Color touch screen
- BERNINA Dual Feed
- Total Stitch Control
- BERNINA 9 Hook

**BERNINA 350PE**  
highest precision + Swiss quality  
= unbeatable price/performance ratio!

**BERNINA 380**  
vast range of features and functions  
– the top model of the 3 Series.

**BERNINA+**  
made to create

**BEAR'S PAW  
QUILTS**

Beautiful design.  
Quality you'll love.  
A lifetime of inspiration.

**We are your Bernina source.**

## 22. Rose Trellis

with Linnea Castagner

BEGINNER

Another good quilt for a large print, the main snowball block is 8 inches so it will really show off that fabric you have been saving. You only need four different fabrics for the centre part, that is a bonus. This is ideal for the beginner, of course, your quarter inch must be good. Easy to change sizes, from baby to king.



Tuesday, February 10th 6:30-10:00pm  
Wednesday, February 18th 6:00-9:30pm  
\$50.00 + pattern

## 23. Swirl Runner

with Pauline Chalifour

CONFIDENT

Triangles, triangles! It's a frenzy of triangles. This pattern comes from Bunnie Cleland and is for a table runner, mantle runner, bed runner, rug mug, long or short, large or small the possibilities are endless. Beware this is very addictive!

Wednesday, February 11th 6:30-10:00pm  
Thursday, February 12th 6:00-9:30pm  
\$50.00 + pattern

## 24. Placid Curves

with Ruth Headley

CONFIDENT

I debated about how to grade this one, it is not for a beginner, but if you are sure of your quarter of an inch, you could do it. If you have done a bargello, this will be a breeze, though the pieces are rather small. The pattern comes from Natural Neutrals and it is a bed quilt. I down-sized it for a largish wall hanging as it displays well and shows the movement of the piecing. I didn't use neutrals either, but you know the colours are all your own choice.



Friday, February 13th 6:00-9:30pm  
Saturday, February 14th 9:00am-4:00pm  
\$65.00 + book

## Quilters without Borders

*This group of quilters meets at Bear's Paw Quilts every Thursday from 10am to 2pm to make quick quilts to donate to those in need. Come in and sew with us.*

## 25. Quilt As You Go/Quilting Sampler

with Joanne Love

BEGINNER  
CONFIDENT  
CHALLENGING

Since this was a popular class in the fall we have decided to run it again for those of you who were not able to secure a spot in the class. This class is all about machine quilting. Once we get past the free motion quilting basics of set up, essential supplies, preparing your machine and just getting comfortable - we will spend the day trying out a variety of quilting designs. Joanne will provide an assortment of designs for all skill levels and she will share her knowledge and tips for achieving good results. In this class, you will have the option of either making a quilting sampler or a quilt as you go quilt. Either way, you will walk away from the class with samples of quilting designs that can be used in future quilts and the self confidence to continue with skill building.

Sunday, February 15 10:00am-5:00pm  
\$50.00 + book



## 26. Many Trips Around the World

with Terry Funk

CONFIDENT

This is an old favorite of mine and hopefully will become one of yours as well. It is a large quilt made up of 10 fabrics that will be strip pieced then stratas will be built. It's also a great lesson in choosing fabrics that blend from light to dark. You can make a square quilt that will finish at 74" square without borders or a rectangular quilt that finishes at 74" x 102" without borders.



Tuesday, February 17, 6:30-9:30pm  
Saturday, March 7, 9:00-4:00pm  
\$65.00 + book

## All About BPQ Retreats

It has evolved over the years that we do early sign-up for our Quilt Retreats. Rather than waiting for class sign-up days in January and September, we begin the sign-up for these coveted getaways earlier. Don't despair, we have a board up in the shop to let you know when sign-up will begin. Keep your eyes open for registration.

Location	Sign-up begins	Retreat Date
Haines Junction	mid-October	April
Haines Junction	mid-June	September
Inn on the Lake	June	mid-November
BPQ Birthday	January	late-February
Longest Day	April	late-June



## 27. Happy Birthday Retreat

with the Strong and the Brave

4 days of quilting, while the world is cold outside.

We have food delivered and potluck some meals.

The numbers are limited to how many we can cram into the classrooms. We start on the Thursday night and quilt when the shop is closed on Friday and then celebrate our 12th birthday on Saturday when the shop re-opens.

Join us for chocolate cake made by Mary-El Kerr (Fine Foods and Catering) which arrives at the shop on Saturday morning.

We continue stitching on Sunday.

Thursday 6:30pm to Sunday 3:00pm

February 19th - 22nd

\$140-ish



## 28. Bernina Club

with Joanne Love

Please see description #15

Wednesday, February 25

12:30-3:30pm or 6:30-9:30pm

Kit Fee: \$15.00 (after first year)

# BERNINA+

## 29. X-Rated

with Pauline Chalifour

From the book "Schnibbles Times Two" this pattern is in both baby and mum sizes. Layer cake friendly for the larger size and charm pack friendly for the baby quilt. I decided to just go with a line of fabric, but using your stash is also possible. Easy - just lay out the pieces and start sewing! You will want to make a matching pair.

Thursday, February 26th 6:30-10:00pm

Friday, February 27th 6:00-9:30pm

\$50.00 + book

## 30. How does the Garden Grow?

with Ruth Headley

This is taken from a cute book called "It Takes Three", the one I chose had floral fabric as the feature fabric, hence the name. Mine doesn't have floral, but it is a good quilt to use any gorgeous feature fabric. Only three fabrics to choose including the border, it is nice that the border is the main fabric used. It really is a simple quilt to make. I made the larger size, but we could adapt to any size. So just find a fabric that needs to be shown off in larger squares and then go from there.

Saturday, February 28th 9:00am-4:00pm

\$50.00 + book



## March

## 31. Stained Glass Quilts

with Lise Merchant

This class is open to all levels from beginners and up. You can sew minis or any other size of stained glass patterns you want.

If you choose a large pattern, prep time may apply. Please let the shop know what size pattern you have chosen. This is a good opportunity to refresh your memory if you have sewn one before or learn how it's done for the beginners.

Sunday, March 1st 10:00am-5:00pm

\$50.00 + pattern kit



## 32. Homestead

with Vivian Bales

A fresh take on a classic house block quilt. A softer palette will produce a beautiful vintage style quilt.

This quilt is sure to bring hours of enjoyment to the experienced quilter. If you are a confident beginner with reliable 1/4" seams, you may also enjoy the challenge.

Tuesday, March 3rd 6:30-10:00pm

Thursday, March 5th 6:00-9:30pm

\$50.00 + pattern



## 33. Peekaboo Monkey

with Dianne Hart

This baby quilt is loads of fun to make for a confident beginner. Create this mischievous little quilt using straight stitch and zig zag. Practice different free motion quilting in each different strip. Join in the monkey business and bring a smile to a special someone's face.

Wednesday, March 4th 6:30-10:00pm

Friday, March 6th 6:00-9:30pm

\$50.00 + pattern



## 34. Exploring Art Quilts Collages and Innovative Piecing

with Karen Mills

Please see description #8

Sunday, March 8th 10:00am-5:00pm

\$50.00

## Class credits

We are now offering you the opportunity to earn ½ price and even **free classes**. Each class you attend will give you points towards this goal. This is in addition to the free meters of fabric you can earn by using your BPQ fabric card.

◆◆◆◆ 3 points = ½ price class

◆◆◆◆◆◆ 6 points = 1 free class

The points do not carry forward from one teaching session to the next, but your free class can be used or saved.


### What the symbols mean

🧵 = beginner/confident level class      ◆ = 1 point

🧵🧵 = challenging level class      ◆◆ = ½ point



## Thread collection specially made for BPQ



thread with a passion



**North American Wildlife**  
feature fabric line  
designed by:  
**Jody Bergsma**

BEAR'S PAW  
**QUILTS**

## 35. Double Twirly

with Dianne Gale

**BEGINNER** 🧵◆ Fresh and modern have never come together so fast and easily. No matching seams! No problems! Just come and have fun.

Monday, March 9 6:30-10:00pm

Wednesday, March 11 6:00-9:30pm

\$50.00 + pattern

## 36. Garden Boxes

with Terry Funk

**BEGINNER** 🧵◆ This quilt, originally called Citrus Punch because of the fabric choice in the book sample, is made using a layer cake and yardage. A great time to use one of those treasured bundles. Simple cutting and piecing techniques make this quilt go together easily. The sample is 64" x 80".

Tuesday, March 10 6:30-10:00pm

Thursday, March 12 6:00-9:30pm

\$50.00 + book



## 37. Adirondacks

with Karen Berrel

**BEGINNER** 🧵◆ Here's a modern quilt whose triangular shapes will put you in mind of serene mountain peaks. Made from two similar blocks, put together with some background and simple shapes, this quilt is lovely as either a lap quilt or a wall hanging. Perfect for quilters of all abilities!

Friday, March 13th 6:30-10:00pm

Tuesday, March 17th 6:00-9:30pm

\$50.00 + pattern



## 38. Finishing School

with Joanne Love

**BEGINNER CONFIDENT CHALLENGING** 🧵◆ Finish your quilts in style with beautiful edgings: simple, piped, scalloped, prairie point, ruffled and more! Joanne will be using the book by quilting instructor extraordinaire Mimi Dietrich, "Finishing School", to guide you through a variety of binding and edging options including a prairie points while she shares her tips with you. See how to apply a double-fold binding with mitered corners and bulk-free diagonal seams. Bring inspired style to your edges with covered cording, lace or rickrack insertions. Create rounded and scalloped edges finished beautifully with bias binding that lays perfectly flat. Learn to add a sleeve for hanging your quilt and a label to sign and date your finished project.

Saturday, March 14 1:00-4:30pm

\$30.00 + book





### 39. Sew Far Behind

with Joanne Love

Please see description #1


Sunday, March 15th 10:00am-4:00pm

\$20.00

### 40. Skyscraper Thread Sketch

with Dahn Casselman

CONFIDENT

 The log skyscraper is an iconic Whitehorse landmark. You will use your sewing machine and different coloured thread to 'sketch' the skyscraper to produce a pleasant picture. This is a workshop that will significantly increase your ability to design and sketch your own work and expand your free motion abilities. Designed for the intermediate or confident beginner quilter, you will enjoy it more if you are familiar with the basics of free motion quilting (ie: how to thread your machine, how to drop your feed dogs, how to change tension).

Monday, March 16th 6:00-9:30pm

Saturday, March 28th 9:00am-4:00pm

\$65.00

### 41. Bernina Club

with Joanne Love

Please see description #15

Wednesday, March 18

12:30-3:30pm or 6:30-9:30pm


Kit Fee: \$15.00 (after first year)

# BERNINA<sup>+</sup>

### 42. Raggy Quilts

with Ruth Headley

BEGINNER

 We have new flannels coming all the time and some easy patterns to make using this technique. We need a prep night so we are all on the same page in the cutting and then we can start stitching in the second part of the class.



Thursday, March 19th 6:00-9:30pm


Sunday, March 22nd 10:00am-5:00pm

\$65.00 + pattern

### 43. Flatbread Table Runner

with Ruth Headley

BEGINNER

 Bernice found this pattern and was scheduled to teach it as a bed quilt, I am doing it as a table runner. It is one of those patterns that should be in your stash box for when you have to make a quick quilt. So we make a table runner and then you are fit to make the larger one. Definitely good for a beginner.

Monday, March 23rd 6:30-10:00pm


Monday, March 30th 6:00-9:30pm

\$50.00 + pattern

### 44. Sew Together Bag

with Judy Gibbons

BEGINNER

 Keep it ALL together with this versatile bag. Whether it be for a hand project, art supplies, make up or sewing notions this bag can handle it. While looking rather difficult to pull off (four zippers!) it comes together beautifully. Come spend the day and find out how it all happens and you might just find yourself making a few more.

Skill level: Sewing basics and good working knowledge of your machine.

Saturday, March 21st 9:00am-4:00pm

\$50.00 + pattern

## You are SEW special!



Traditional  
Tomato & Strawberry  
pinchusion

Handcrafted Wool  
pinchusions by  
The Very Ewesful Too

Numbered Pins by  
Marilee's

Grab the accessories  
to prove it!



cupcake  
pinchusions

delightful  
treats from  
Cat and Penguin

BEAR'S PAW  
QUILTS





## OLIVINE

Dye Works & Design

Hand dyed 100% cotton  
with screen prints of  
northern themes



Introducing a new  
Hoffman Fabric  
Collection

A tasty collection of bali batiks  
with delicious names like:

Macaroon  
Brown Sugar  
Rum Raisin  
Tiramisu  
Wild Berry  
Parfait

10" Crackers  
&  
5" Snaps




Available at  
Bear's Paw Quilts

## 45. Swoon

with Vivian Bales

BEGINNER

 This modern quilt by Thimble Blossoms has become quite popular with many quilters. The possible colour combinations are endless and so much fun! This quilt is fat quarter friendly and utilizes half square triangles. Lots of fun for new quilters and experts alike.

Tuesday, March 24th 6:30-10:00pm

Thursday, March 26th 6:00-9:30pm


\$50.00 + pattern



## 46. Roulette

with Ruth Headley

CONFIDENT

 This is an introduction to a log cabin, which is not as easy as some people think. An accurate quarter inch is essential for it to work and this table topper uses narrow strips. Give it a try and see if this traditional technique is for you. Next time maybe a bed quilt.

Good for a confident beginner.

Wednesday, March 25th 6:30-10:00pm

Friday, March 27th 6:00-9:30pm

\$50.00 + pattern



## 47. Window with a View

with Laurie Jacobsen

CONFIDENT

This project uses 40 - 5" squares for the blocks and borders, so choosing a Charm Pack in your favourite colours or line of fabric will make your fabric selection easy. Add the 'window' sashing and - Voila - you have the makings for a cute, coordinated table runner. You will learn about using a cut-a-round tool and sewing curves.

Tuesday, March 31st 6:30-10:00pm

Thursday, April 2nd 6:00-9:30pm

\$50.00 + pattern




April

## 48. Cathedral Windows

with Ruth Headley

BEGINNER

 Quite a different technique, we will be making a wall hanging to ensure we can get to the final stages of the technique. You can have lots of fun with this, and make some really artsy pieces. Certainly not difficult, so anyone can join this class.

Tuesday, April 7th 6:30-10:00pm

Thursday, April 9th April 6:00-9:30pm

\$50.00 + pattern



## 49. Exploring Art Quilts Paint Effects and Surface Design

with Karen Mills

Please see description #8

Sunday, April 12th 10:00am-5:00pm  
\$50.00

## 50. Snow's Gone Retreat

with everyone who wants to come, sewers, quilters, crafters. All are welcome.

This retreat is held at Haines Junction and we start on Thursday morning and continue 'til Sunday afternoon. We have our 3 evening meals provided and then we feed ourselves the rest of the time. The Alcan Hotel is available and rooms have already been booked. Good food, good views, good space and great company.

Thursday, 9:00am to Sunday, 3:00pm

April 16th - April 19th

\$160-ish. Non-refundable deposit holds a place.

## 51. Sew Far Behind

with Karen Mills

Please see description #1

Sunday, April 26th 10:00am-4:00pm  
\$20.00

## 52. Bernina Club

with Joanne Love

Please see description #15

Wednesday, April 29th

12:30-3:30pm or 6:30-9:30pm

Kit Fee: \$15.00 (after first year)

# BERNINA<sup>+</sup>

## 53. Exploring Art Quilts Thread work, Found Objects, and Embellishing

with Karen Mills

Please see description #8

Sunday, May 10th 12th 10:00am-5:00pm  
\$50.00

## Pine Tree Quilters



- Reasonable membership fees
- Mystery Quilts
- Monthly Retreats
- Mini Workshops

*We invite new and 'seasoned' quilters, alike to inquire about joining our fun quilting group.*

Call Geana Hadley @ 667-2263 for more information.

## Bear's Paw Quilts - Workshop Policies

Classes are open on a first come basis. When a class fills up quickly, we often put people on a wait list and schedule another class.

We request that you leave babies and children at home when you come to a class. Teens are welcome in all our classes.

You are not officially registered until you have paid. GST will be added to class cost. You may pay for a class with Visa, MC, debit card, cash or use your class points.

**Cancellation:** In the event you cannot attend a class that you have paid for, we will issue credit or transfer you to another class if we receive 7 days notice. If we receive less than 7 days notice, we will give you class handouts, but no refund can be given.

**Class Minimum:** Normally a class must have 3 students.

**Sewing Machines:** Please bring your own machine in good working order. An instruction manual for the machine is essential. Don't forget to bring extra machine needles. BPQ does have one Bernina sewing machine for rent - see our Sewing Machine Rental Policy.

**Supply Lists:** are available for each class at the time of registration. Read it carefully and bring everything on the list.

**Place:** All classes are in the BPQ classroom. Ironing boards and irons are provided. 2 large cutting mats are provided. Please bring anything else you may need, and label all your personal equipment.

## Bear's Paw Quilts - Sewing Machine Rental Policy

- ◆ In the interest of encouraging beginners to quilt, Bear's Paw Quilts has purchased one new Bernina Activa 230 that will be available for rent.
- ◆ Cost of machine rental is \$30 per day or \$15 for half a day **or less.**
- ◆ The rental machine must be booked and paid for at the time of class registration. In the event you wish to cancel either the machine rental or the class, you will recover full credit for your payment only if we receive the cancellation **7 days before the class date.**
- ◆ At the time you book the sewing machine, you must make an appointment for a brief instruction on the use of the machine.
- ◆ The machine is kept on the shop premises at all times. You may not take it home.
- ◆ You must provide your **own thread, machine needles**, personal sewing equipment and supplies. Any bobbins that you use must be left with the machine at the end of the rental period.

**Note:** Demonstration machines are not available for use during class or at any other time. They are for demonstrating features to persons who are interested in buying a Bernina.

# January

- 3<sup>rd</sup> (Saturday) Sign-up day
- 4<sup>th</sup> (Sunday) Sew Far Behind 1
- 5<sup>th</sup>, 14<sup>th</sup>, 16<sup>th</sup> & 19<sup>th</sup> (Monday/Wednesday/Friday /Monday) QuiltStart 2
- 5<sup>th</sup>, 12<sup>th</sup> & 13<sup>th</sup> (Monday/Monday /Tuesday) Daytime QuiltStart 3
- 6<sup>th</sup> & 9<sup>th</sup> (Tuesday/Friday) Machine Quilting Level 1 4
- 7<sup>th</sup>, 12<sup>th</sup>, 21<sup>st</sup> & February 23<sup>rd</sup> (Wednesday/Monday /Wednesday/Monday) One Block Wonder 5
- 10<sup>th</sup> (Saturday) Mystery Quilt 6
- 10<sup>th</sup> & 25<sup>th</sup> (Saturday/Sunday) Buggy Barn Crazy 7
- 11<sup>th</sup> (Sunday) Exploring Art Quilts 8
- 13<sup>th</sup> & 24<sup>th</sup> (Tuesday/Saturday) Disappearing Pinwheel 9
- 15<sup>th</sup> & 23<sup>rd</sup> (Thursday/Friday) Stella 10
- 17<sup>th</sup> (Saturday) Illusions 11
- 18<sup>th</sup> (Sunday) Pencils and Crayons 12
- 20<sup>th</sup>, 22<sup>nd</sup> & 27<sup>th</sup> (Tuesday/Thursday /Tuesday) Twitterin' Stars 13
- 26<sup>th</sup> February 4<sup>th</sup>, 6<sup>th</sup> & 7<sup>th</sup> (Monday/Wednesday/Friday /Saturday) QuiltStart 14
- 28<sup>th</sup> (Wednesday) Bernina Club 15
- 29<sup>th</sup> & 31<sup>st</sup> (Thursday/Saturday) Old Victoria 16
- 30<sup>th</sup> (Friday) Rosebuds 17

# February

- 1<sup>st</sup> (Sunday) Sew Far Behind 18
- 2<sup>nd</sup>, 9<sup>th</sup>, 16<sup>th</sup>, & 24<sup>th</sup> (Monday/Monday/Monday /Tuesday) Graphic Mixx 19
- 3<sup>rd</sup> & 5<sup>th</sup> (Tuesday/Thursday) Spring Fling 20
- 7<sup>th</sup> (Saturday) Mystery Quilt 6
- 8<sup>th</sup> (Sunday) Exploring Art Quilts 21
- 10<sup>th</sup> & 18<sup>th</sup> (Tuesday/Wednesday) Rose Trellis 22
- 11<sup>th</sup> & 12<sup>th</sup> (Wednesday/Thursday) Swirl 23
- 13<sup>th</sup> & 14<sup>th</sup> (Friday/Saturday) Placid Curves 24
- 15<sup>th</sup> (Sunday) Quilt Sampler 25
- 17<sup>th</sup> & March 7<sup>th</sup> (Tuesday /Saturday) Many Trips around World 26

# March

- 19<sup>th</sup>-22<sup>nd</sup> (Thursday-Sunday) Birthday Retreat 27
- 25<sup>th</sup> (Wednesday) Bernina Club 28
- 26<sup>th</sup> & 27<sup>th</sup> (Thursday/Friday) X-Rated 29
- 28<sup>th</sup> (Saturday) How Does the Garden Grow 30
- 1<sup>st</sup> (Sunday) Stained Glass Quilts 31
- 3<sup>rd</sup> & 5<sup>th</sup> (Tuesday/Thursday) Homestead 32
- 4<sup>th</sup> & 6<sup>th</sup> (Wednesday/Friday) Peekaboo Monkey 33
- 8<sup>th</sup> (Sunday) Exploring Art Quilts 34
- 9<sup>th</sup> & 11<sup>th</sup> (Monday/Wednesday) Double Twirly 35
- 10<sup>th</sup> & 12<sup>th</sup> (Tuesday/ Thursday) Garden Boxes 36
- 13<sup>th</sup> & 17<sup>th</sup> (Friday/Tuesday) Adirondacks 37
- 14<sup>th</sup> (Saturday) Mystery Quilt 6
- 14<sup>th</sup> (Saturday) Finishing School 38
- 15<sup>th</sup> (Sunday) Sew Far Behind 39
- 16<sup>th</sup> & 28<sup>th</sup> (Monday /Saturday) Skyscraper Thread Sketch 40
- 18<sup>th</sup> (Wednesday) Bernina Club 41
- 19<sup>th</sup> & 22<sup>nd</sup> (Thursday/Sunday) Raggy Quilts 42
- 23<sup>rd</sup> & 30<sup>th</sup> (Monday/Monday) Flatbread Tablerunner 43
- 21<sup>st</sup> (Saturday) Sew Together Bag 44
- 24<sup>th</sup> & 26<sup>th</sup> (Tuesday/Thursday) Swoon 45
- 25<sup>th</sup> & 27<sup>th</sup> (Wednesday/Friday) Roulette 46
- 31<sup>st</sup> & April 2<sup>nd</sup> (Tuesday /Thursday) Window with a View 47

# April

- 7<sup>th</sup> & 9<sup>th</sup> (Tuesday/Thursday) Cathedral Windows 48
- 11<sup>th</sup> (Saturday) Mystery Quilt 6
- 12<sup>th</sup> (Sunday) Exploring Art Quilts 49
- 16<sup>th</sup> - 19<sup>th</sup> (Thursday-Sunday) Snow's Gone Retreat 50
- 26<sup>th</sup> (Sunday) Sew Far Behind 51
- 29<sup>th</sup> (Sunday) Bernina Club 52

# May ...

- 9<sup>th</sup> (Saturday) Mystery Quilt 6
- 10<sup>th</sup> (Sunday) Exploring Art Quilts 53
- 13<sup>th</sup> June (Saturday) Mystery Quilt 6
- 11<sup>th</sup> July (Saturday) Mystery Quilt 6
- 8<sup>th</sup> August (Saturday) Mystery Quilt 6

# Saturday Savers

"plan" for great savings

JANUARY			MARCH		
3rd	Books and Patterns	15 %	7th	Bernina Accessories	15%
10th	Notions	15%	14th	Remnants	add 15%
17th	Fat Quarters	4 for the price of 3	21st	Fat Quarters	4 for the price of 3
24th	Batiks	15%	28th	Batiks	15%
31st	Threads	15%	APRIL		
FEBRUARY			4th	Notions	15%
7th	Blenders	15%	11th	Blenders	15%
14th	Batting	10%	18th	Threads	15%
21st	Flannels	15%	25th	Books & Patterns	15%
28th	Pre-cut Fabrics LC, FS, JR, CP	10%	HUG YOUR SEWING MACHINE		