
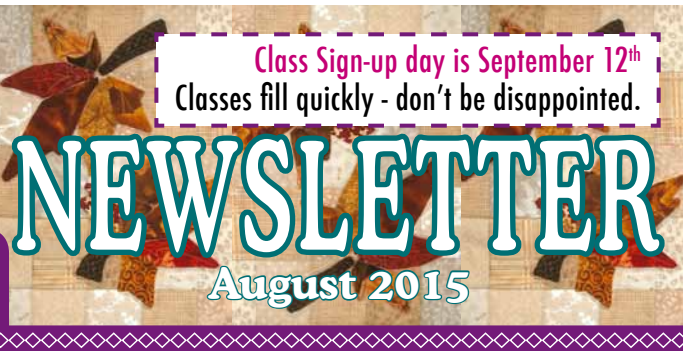


# BEAR'S PAW QUILTS



100 - 2093 2nd Avenue, Whitehorse, Yukon, Canada Y1A 1B5  
Phone: (867) 393-BEAR (2327) [www.bearspawquilts.com](http://www.bearspawquilts.com)  
twitter @ BearsPawQuilts1 f Bears-Paw-Quilts



**Welcome** to the start of another quilting year. We all had a good summer and hope that you did too. We had a lot of fabulous Northern themed fabrics and made a number of kits to show them off in their full glory. We always show them on our Facebook page and hope that you see them. It is odd that us Northern dwellers often miss out on the fabrics, as we are out enjoying the long days and hopefully the good weather. It is amazing how different the shop looks in the summer, every inch of space is allocated to retail, the classroom, the back room and every centimeter of wall space is crammed with samples. As soon as I have another pattern idea, we leap into action and jointly make a sample, then we have to move everything to squash another wall hanging up. We love it. I do not know what I would do without the wonderful staff that I have, always cheerful and willing to work as

a team. They all show such skill and talent in the shop. Thank you so much for making BPQ such a lovely place to spend my time.

We had visitors from all over the world, and most of them returned home with lots of fabrics and kits. It is especially pleasing when we sell locally designed patterns and the hand dyes, we imagine them ending up in foreign cities. We sold quilts too, one of my bed quilts went to Holland, and another bed quilt went to Victoria. It is still early in the season so we hope to sell a few more. I always think that when we sell one quilt at a good price it validates everything that we all do, creating beautiful objects that the general public value.

The teaching staff have been busy working on their samples, ready for the start on the 12th.

So to reiterate, welcome back to the new term, hope you like the quilts we are making.

~Ruth and the staff of BPQ

Not a lot of change this year, at last - unfortunately - **Karen Mills** has left the country. She and her Fijian born husband, Arthur, are moving to Fiji to live. We have been expecting this for a few years and I for one really thought (or hoped) it would never happen. Well I was wrong and they are on their way. It is very exciting and she is going to write a blog so we can follow her adventure. Exciting.

**Audrey Twardochleb** has joined our team in the shop, and will work weekly unless she is travelling. Welcome to BPQ, Audrey.

Although **Geana** will still be teaching she will no longer be serving in the shop, thank you for all your help Geana.

**Judy Gibbons** has taken over from Karen and is producing **hand dyed fabrics**. Come in and see them, they are delicious.

All the usual suspects are back to teach some good classes.

## What's new at BPQ?

### New Term Sale

Did I mention our **New Term Sale**?

To help you with your supplies for your classes we have a sale. The 50% off will be reduced to 70%, the 30% will go down to 50% and there will be a new 30% table. All the rest will be 15%. Are we good to you, or what?

The dates are

**Tuesday 15th and Wednesday 16th of September.** We will open at 9:00am and must close at 6:00pm as there are classes scheduled.

You will have signed-up for classes, so this will help you get ready for them.

## What's new at BPQ?

### Customer Appreciation Day & Winter Challenge

Our customer appreciation day is a bit early this year; it's on December 19th. As always there will be refreshments provided. Most of our staff will be there so that you can feel appreciated by us all. There will be door prizes and 15% off storewide. During the day and in the following week we will showcase the entries into our Winter Challenge.

This year's theme is **Christmas is for Kids**. You know that we choose a theme to make it easy for you all to enter. If there are sufficient entries I put them into categories to ensure the judging is simple. That way a large bed quilt doesn't have to compete with a Christmas stocking. **Prizes are awarded by viewers' choice.**

- ❖ The theme is "Christmas is for Kids".
- ❖ The item can be made using any technique, from machine to hand to art quilt technique.
- ❖ It may be any size from bed to mini.
- ❖ All entries are anonymous.
- ❖ Labels should be hidden.
- ❖ Props may be added to enhance the quilt.
- ❖ Entries should be in by Thursday, December 17th.
- ❖ The entry fee is a few items for the Food Bank, let's see how big a pile we can get.
- ❖ Photos will be on the web site and on Facebook, as will be the results.
- ❖ Voting will start on Customer Appreciation Day and continue into the next week.

**Please support us and participate.**

One last thing,  
Please note: On Christmas Eve  
we will have a storewide 15% off sale  
...just in time for those men who  
forget that Christmas is  
the next day.



**Bears-Paw-Quilts**

### Class Level Guide

In an attempt to guide you to the degree of difficulty in each class we have designated the following words:

**BEGINNER**



Those straight from QuiltStart would manage these classes and every other level are welcome, of course.

**CONFIDENT**



If you were an experienced sewer before QuiltStart this would be do-able, or if you have made a few quilts and you feel confident.

**CHALLENGING**



These require considerable experience in quilting, and will take time and patience. But you have to sew your first challenging quilt sometime.

This is only a guide to let you know what to expect from a class.

### Quilters without Borders

**T**his group of quilters meets at Bear's Paw Quilts every Thursday from 10am to 2pm to make quick quilts to donate to those in need. Come in and sew with us.



## September

### 1. QuiltStart

with Ruth Headley

BEGINNER



This class is designed for those who have no experience in quilting, or for those who want to get back to basic skills. The class has two components: Introduction to Quilting where you learn about the basic equipment and materials needed as well as learning about your machine, and QuiltStart where you will make a table runner in the Rail Fence design. This class provides the rudiments of quilting and prepares you to work on any number of projects afterward. This class is comprised of 14 hours of class time and up to 4 hours of extra sewing to complete the project.

Introduction to Quilting

Wednesday, September 9th 6:00-9:00pm  
Class

Tuesday, September 15th 6:00-9:30pm

Wednesday, September 16th 6:00-9:30pm

Friday, September 18th 6:00-9:30pm

\$65.00



## 2. Daytime QuiltStart

with Ruth Headley

BEGINNER

  Please see description #1

Introduction to Quilting

Wednesday, September 9th 6:00-9:00pm

Class

Monday, September 21st 10:00am-4:30pm

Tuesday, September 22nd 10:00am-4:30pm

\$65.00

## 3. Sew Far Behind

with Joanne Love

What an opportunity this is, a whole day to come to grips with some of those unfinished projects. It's quiet, lots of space, no distractions and a teacher on hand to help you work out those problems...and all for a fabulous price.



Sunday, September 13th 10:00am-4:00pm

\$20.00

## 4. Colour 1

with Dianne Hart

BEGINNER

  Join us for an evening of fun as we play with fat quarters to explore colour wheel basics, intensity, tone, texture, and fabric choice.

This introductory colour theory course designed by Karen Mills is perfect for the beginner or advanced quilter or anyone looking to add a little colour pizzazz to their quilts.

Monday, September 14th 6:00-9:30pm



\$30.00



## 5. Playing with Pinwheels

with Geana Hadley

BEGINNER

  This whimsical 3D pinwheel pattern is simple to sew and great for adding interest, dimension and texture to a quilt.

Suitable for a confident beginner or a skilled quilter.

Thursday, September 17th

6:00-9:30pm

Saturday, September 26th

9:00am-4:00pm

\$80.00 + pattern



**Judy Gibbons Hand Dyed Fabrics**

grab a rainbow 

**BEAR'S PAW QUILTS** 



Hand-dyed for Bear's Paw Quilts by Judy Gibbons



## 6. Lunch Bag

with Judy Gibbons

BEGINNER

  Back-to-school means back back-to-school lunches. Pretty sure that everything will taste better when packed in this lunch bag!

Make one for a favourite little person or make it for yourself, this is a fun, quick project - easily accomplished in a day. This sweet bag is perfect for personalization and embellishment. It is also very versatile... don't want a lunch bag? How about a make-up bag? Toiletries bag for travel? Project Bag? All of the above? Great for a beginner.

Absolutely NO zippers!

Saturday, September 19th 9:00am-4:00pm



\$55.00 + pattern



## 7. Cappuccino Table Runner & Placemats

with Janet Spinks

BEGINNER

  The pattern includes easy piecing instructions using 2 1/2" strips for the foundation paper piecing. This is a fun and easy quilt! The block design, foundation papers and paper piecing technique for this pattern was designed by Judy and Bradley Niemeyer.

Sunday, September 20th 9:30am-4:30pm

\$55.00 + pattern

## 8. Autumn Paths

with Terry Funk

CHALLENGING

    This is one of the most exciting quilts I've made in a long time and we are going to do it again! It combines braids and large blocks of focus fabric. It's suitable for confident quilters and is a great exercise in fabric choice. You'll need lots of coordinating fabrics to go with your focus.

This quilt finishes at 75" x 95".


Monday, September 21st 6:00-9:30pm

Tuesday, October 6th 6:00-9:30pm


Saturday, October 24th 9:00am-4:00pm

Saturday, November 14th 12:30-4:00pm

\$95.00 + pattern



# We Have Gone Green

Bring your own cloth bags with you - or even better, make one to use. We have patterns too! 

## 9. Hibiscus

with Vivian Bales

BEGINNER


 This fresh quilt is a fantastic way to play with fat quarters, lending itself well to florals and fun fabrics. Accurate 1/4 inch seams and pressing will result in a beautiful quilt to enjoy.

Tuesday, September 22th 6:00-9:30pm  
Tuesday, September 29th 6:30-10:00pm  
\$55.00 + pattern

## 10. Rocket 88

with Dianne Gale

BEGINNER

 This is definitely a Modern Quilt, bold and border free. Although it looks like pieced curving, it is not difficult at all. It is a fusible web project but the raw edges are cleverly covered by bias tape. Cut a traditional bias binding then use a fun bias-making tool. This pattern is easy to resize.



Wednesday, September 23rd 6:30-10:00pm  
Wednesday, September 30th 6:00-9:30pm  
\$55.00 + free download

## 11. "Please No Snow" Retreat

with The Quilt Addicted

This retreat is held in Haines Junction at the conference centre. We begin on Thursday at 9:00am and stay there until Sunday at about 3:00pm.

We have our evening meals catered by Jonathan, and supply our other meals usually in small groups. There are good facilities at the centre and we have fun and games and stitch up a storm. We stay at the Alcan hotel which is already prebooked for us.

A non-refundable deposit holds a place. Do not delay, our retreats are very popular.

Thursday, 9:00am to Sunday, 3:00pm  
September 24th - 27th  
\$160.00 + sleeping costs

## 12. Mixed Media Art Cards

with Dahn Casselman

BEGINNER

 In time for the holidays, this class will explore painting techniques on fusible web, and several different stabilizers. We will use acrylics, Setacolours, watercolour crayons and pencils to create a variety of samples. From these creations, you will leave with an assortment of cards ready for those special occasions.



Sunday, September 27th 9:00am-4:00pm  
\$55.00 + kit fee




Let your stitching be the star!

## 13. Harvest Moon

with Janet Spinks

CONFIDENT

 This is a pattern using the Judy Niemeyer Paper Piecing technique. The Harvest Moon is a wonderful beginner's pattern using our introductory blocks for flying geese and cactus flowers in a fun and colorful 6" block layout designed to show off your favorite batik collection! Designed to mimic windmills as part of a windmill collection. I used one light color and one dark colour.




Monday, September 28th 6:00-9:30pm  
Saturday, October 3rd 9:00am-4:00pm  
Sunday, October 4th 10:00am-4:00pm  
\$95.00 + pattern

## October

## 14. QuiltStart

with Ruth Headley

BEGINNER

 Please see description #1


Introduction to Quilting  
Thursday, October 1st 6:00-9:00pm  
Class

Thursday, October 8th 6:00-9:30pm  
Friday, October 9th 6:00-9:30pm  
Wednesday, October 14th 6:00-9:30pm  
\$65.00

## 15. Criss-Cross

with Ruth Headley

CONFIDENT

 This quilt is called Sessoms, which I couldn't find the meaning of. So I renamed it. Later I found out it is the name of a street somewhere so I kept my name. It is a very interesting quilt in its colour choice. It is paper pieced, but you can strip cut your fabrics and this makes it much faster. You can make a variety of sizes, from wall to king. I made a Queen.



Friday, October 2nd 6:30-10:00pm  
Monday, October 19th 6:00-9:30pm  
\$55.00 + pattern

BPQ stocks these great threads:  
Aurifil • King Tut  
Presencia  
Marathon • Superior

BEGINNER

### 16. Let It Snow

with Vivian Bales

Who loves snowmen? Traditional piecing and a bit of hand embroidery bring to life this delightful winter wall hanging. This quilt is a perfect way to use up some of the scraps you have collected over the years while having fun picking out button eyes and carrot noses.

Monday, October 5th

6:00-9:30pm

Wednesday, October 7th

6:30-10:00pm

\$55.00 + pattern



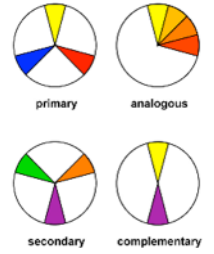
**Barbara Lavalee**  
~  
**Fabric Panels**  
*illustrating northern life*  
  
small & large

available at: **BEAR'S PAW QUILTS**

### 17. Colour 2 - Colour Harmony Sampler

with Dianne Hart

Expand the colour in your quilting world by playing with different colour harmonies. In this advanced colour course designed by Karen Mills, you will choose your own colour scheme and block pattern to explore the effects of colour and design. Each class will focus on a different colour harmony through classroom discussion, fat quarter play and shared learning. Sew your block at home and share your success at the next class. Part 1 takes you through the first 4 sessions. Part 2 includes 5 sessions starting in January. At the end of the year you will have completed a sampler quilt exploring your selected colour. Pre-requisite: a beginner colour theory course.



Saturday, October 10th

9:00am-12:30pm;      Monochromatic

Saturday, November 7th

9:00am-12:30pm;      Analogous and Analogous with an Accent


Wednesday, November 18th

6:00-9:30pm;      Complementary

Saturday, December 12th

1:00-4:30pm;      Split Complementary

\$80.00 for 4 sessions



introducing the  
**BERNINA 710**  
a classic mix of quality & functionality

- Extra-Long Freearm
- Color touch screen
- BERNINA Dual Feed
- Total Stitch Control
- BERNINA 9 Hook

**BERNINA<sup>+</sup>**  
*made to create*


**BERNINA 350PE**  
highest precision + Swiss quality  
= unbeatable price/performance ratio!

**BERNINA 380**  
vast range of features and functions  
– the top model of the 3 Series.

**BEAR'S PAW QUILTS**

*Beautiful design.  
Quality you'll love.  
A lifetime of inspiration.*



**We are your Bernina source.**



## 18. Modern Reflections

with Ruth Headley

BEGINNER

  A nice table runner using only two fabrics - a background and a small print. You can easily make placemats instead, and even move the blocks about and change the overall design. Excellent for beginners and a good one to practice quilting on for the more experienced.

Saturday, October 10th 1:00pm-4:30pm




Tuesday, October 20th 6:00-9:30pm

\$55.00 + pattern

## 19. Cogwheels

with Geana Hadley

CONFIDENT

   Go funky and fabulous or soft and serene — either way looks awesome. This quilt sews up easily and quickly using 12" blocks.

Suitable for a confident beginner to a skilled quilter.

Tuesday, October 13th

6:00-9:30pm

Saturday, October 17th

9:00am-4:00pm



\$80.00 + pattern



## 20. The Mini-Professional Tote

with Joanne Love

CONFIDENT

  Calling all bag ladies... I think I have found the perfect bag!

This mini Professional tote has all the great features of the original, but in a smaller package. It has 10 pockets, including a padded free-standing zippered pocket for your tablet. It's the perfect bag for a busy, active woman for everyday use or travel. The front has a zippered pocket to hold your ID and Passport for your airport travel and behind that pocket is one for your boarding pass. To finish it off, there is a zipper at the top of the bag that will close tight to keep the contents secure.



Prep night

Friday, October 16th 6:00-8:00pm

Class

Sunday, October 25th 10:00am-5:00pm

\$70.00 + pattern

## 21. Sew Far Behind

With Vivian Bales

Please see description #3

Sunday, October 18th 10:00am-4:00pm

\$20.00



## 22. Fun and Funky Appliqué

with Ruth Headley

BEGINNER

  We have all seen the delightful patterns from BJ designs and there are lots of patterns to choose from. A pieced background and then onto the fun and funky bit. It needs quite a bit of top stitching, but it is still fun to do it. Once you have chosen the pattern I can order them for you, although we do have a lot in stock.



Wednesday, October 21st 6:30-9:30pm


Saturday, October 31st 9:00am-4:00pm

\$80.00 + pattern

## 23. Faux Appliqué

with Karen Berrel

BEGINNER

  Here's a cute flower appliqué wall hanging that all can enjoy — only it's not really appliqué! Have fun learning this faux appliqué technique, which includes the use of hand stitching, and create a "Best of Baltimore" wall hanging that will look great in either traditional or non-traditional colours. (Make it to match your kitchen décor!)



Thursday, October 22nd 6:30-10:00pm

Friday, October 23rd 6:00-9:30pm



\$55.00 + book



## 24. Stop Watch

with Terry Funk

BEGINNER

  This quilt is from one of my favorite books, Large Block Quilts. It's quick and easy and uses some 2 1/2" strips and some 7" squares. I used some leftover strips from jelly rolls. You probably have leftovers too! The finished quilt is 54" x 72" but you can add a border if you want to make it bigger.





Monday, October 26th 6:30-10:00pm  
Wednesday, October 28th 6:00-9:30pm  
\$55.00 + book

## 25. Scrappy Maple Leaf

with Ruth Headley

BEGINNER

  I taught this pattern some years ago and it is such a lovely quilt to stitch. Nice big blocks and so patriotic! Mine is made from scraps so that each bit of the leaf is different, or you can use fat quarters so that each leaf is different. Really suitable for every level of quilter, from beginner to those who have a ton of scraps to use up.





Tuesday, October 27th 6:30-10:00pm  
Friday, October 30th 6:00-9:30pm  
\$55.00 + pattern

## 26. Machine Quilting - Level 1

with Ruth Headley

BEGINNER

  Learn the basics of good machine quilting. We start with straight-line quilting and then we drop the feed dogs and begin free motion quilting. Once you have started, all you need is practice, practice, practice.



Thursday, October 29th 6:30-10:00pm  
Tuesday, November 3rd 6:00-9:30pm  
\$55.00

# November

## 27. Fancy Foxes

with Vivian Bales

BEGINNER

  This fun quilt is too cute for words!!!! Keeping a neutral background allows you to showcase your beautiful scraps (or fat quarters or jelly roll strips) and create some really striking foxes in baby, lap or twin sizes.

Sunday, November 1st 10:00am-5:00pm  
\$55.00 + pattern

## Class credits

We offer you the opportunity to earn 1/2 price and even **free classes**. Each class you attend will give you points towards this goal. This is in addition to the free meters of fabric you can earn by using your BPQ fabric card.


 3 points = 1/2 price class


 6 points = 1 free class


The points do not carry forward from one teaching session to the next, but your free class can be used or saved.

### What the symbols mean

 = beginner/confident level class

 = 1 point



 = challenging level class

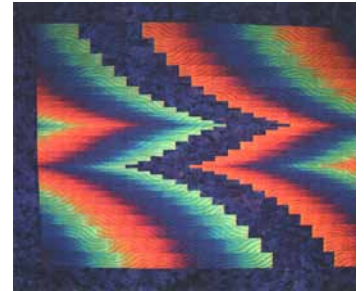
 = 1/2 point

## 28. Two Fabric Bargello

with Ruth Headley

CONFIDENT

  This quilt uses gradated fabric, which we have in stock. The more colours in the gradations the more dramatic the quilt. It is essential that you are confident in your 1/4 inch seam. It is much simpler than it looks and than it sounds from the pattern.





I was torn as to what level this is but I am sure that a confident beginner will manage it.

Monday, November 2nd 6:30-10:00pm  
Wednesday, November 4th 6:00-9:30pm  
\$55.00 + pattern

## 29. Split Decision

with Karen Berrel

CONFIDENT



  Gather up your fat quarters and start stripping! Made with 10 fat quarters (or quarter meter cuts) from each of two colour ways, this large lap quilt uses easy strip piecing and free flowing curves to create a unique design. This pattern is a great introduction to piecing gentle curves, and may also be made into a larger quilt by simply adding extra blocks.

Thursday, November 5th 6:30-10:00pm  
Thursday, November 19th 6:00-9:30pm  
\$55.00 + pattern

## 30. Machine Quilting - Level 2 The Big Quilt

with Ruth Headley

CONFIDENT


  So you have free motion quilted a few table runners and wall-hangings, now it is time to move on to the big quilt. Bring one to the class and we will learn how to handle it. Pre-requisites: Must have attended Level 1 and be confident in free motion quilting.

Saturday, November 7th 1:00-4:30pm  
\$30.00


### 31. Quilting Sampler – Round 2

with Joanne Love

BEGINNER  
CONFIDENT  
CHALLENGING

 This class is all about machine quilting and there are always more new patterns (also referred to as doodles) for those of you who have taken the class before. We will begin with free motion quilting basics of set up, essential supplies, preparing your machine and just getting comfortable before we spend the day trying out a variety of quilting designs geared to your skill level. This class is designed for all skill levels and Joanne will share her knowledge and tips for achieving good results. In this class, you will have the option of either making a quilting sampler or a quilt as you go quilt. Those who attended the first class will continue with their project and add to their pattern sampler. Either way, you will walk away from the class with samples of quilting designs that can be used in future quilts and the self confidence to continue with skill building.

Sunday, November 8th 10:00am-5:00pm  
\$65.00 + pattern



### 32. Disco

with Laurie Jacobsen

CONFIDENT

 This exciting quilt uses half hexagons and triangles to create a sparkling, jewel-like pattern. DISCO definitely shows off tone-on-tone fabrics and blenders in high contrast settings. Other pairs of fabrics with moderate contrast add depth. A truly contemporary look! For an entirely different quilt, use large, richly patterned fabrics with complementary small prints or blenders. It will be interesting choosing fabrics for the look you want. A bound, zig-zag border tops it all off; a fun way to finish a quilt!



Prep

Monday, November 9th 6:30-9:30pm  
Class

Monday, November 16th 6:00-9:30pm  
Saturday, November 28th 9:00am-4:00pm  
\$90.00 + pattern

**Open & Sew**  
Lap Quilt Kit

**What are you waiting for?**  
**Open & Sew Kits**  
featuring Hoffman Fabrics  
now available at:

CRUSH  
Hoffman Fabrics  
MADE WITH HEART


**BEAR'S PAW**  
**QUILTS**





### 33. Simple Designs in Stitch

with Dahn Casselman

CONFIDENT

 You are an artist, but you just don't know it! Many people are intimidated by drawing something without a pattern, however this class will offer some easy ways that you, the beginner artist, can create anything you want with paint, fabric and a sewing machine. We will work with images that inspire, not intimidate, and by the end of the class you will feel confident enough to create your own personal pieces.



Tuesday, November 10th 6:00-9:30pm  
\$30.00

### 34. "Snow, Snow, Snow" Retreat

with The Dedicated Quilters

This retreat is held at Inn on the Lake, and it is all a bit luxurious. We have our evening meals provided by the resident chef. We have use of all the facilities at the resort. It is all a delight. It can only house a small group of about 15 stitchers.

A non-refundable deposit will secure a place.

We always try to include the stat holiday in this retreat, so it is rather an odd timetable this year.

Wednesday, 9:00am to Saturday, 3:00pm  
November 11th - 14th  
\$310-ish


### 35. MYSTERY QUILT CLUB 2015 REVEAL PARTY

Quilters Retreat

with Joanne Love



BEGINNER  
CONFIDENT  
CHALLENGING

 Join your fellow Mystery Quilt club members for an afternoon of show and share. The party is for those of you who participated in our Mystery Quilt Club 2015 and fellow quilters who want to see what the club is all about. For the past 8 months members have been working patiently on a Border Creek Station pattern,

**"Quilters Retreat"**

without knowing the final design. It is time to reveal the mystery and share the results. Remember... points are awarded for attendance and you could have one more entry for the draw.

Refreshments will be served.

Saturday, November 14th  
10:00-11:00am

Happy Quilting,  
Joanne



# All About BPQ Retreats

It has evolved over the years that we do early sign-up for our Quilt Retreats. Rather than waiting for class sign-up days in January and September, we begin the sign-up for these coveted getaways earlier. Don't despair, we have a board up in the shop to let you know when sign-up will begin. Keep your eyes open for registration.

Location	Sign-up begins	Retreat Date
Haines Junction	mid-October	April
Haines Junction	mid-June	September
Inn on the Lake	June	mid-November
BPQ Birthday	January	late-February
Longest Day	April	late-June

BEGINNER  
CONFIDENT  
CHALLENGING

## 36. 2015/16 Mystery Quilt Club

with Joanne Love

   This year's Mystery Quilt by Border Creek Station is called

"Quilters Legacy"

For those of you who are not familiar with mystery quilts – it is set up so you don't know what pattern you are making until the quilt top is done which adds to the excitement. As a Mystery Club Member you will receive 1 installment each month with clearly written instructions and full colour diagrams for 8 months of total suspense for a true quilting adventure! You will have the option of picking your own fabrics or you can purchase a kit assembled exclusively for this event. Club members get together once a month to receive the next Mystery Installment of the top secret project that will not be revealed to you - because it's TOP SECRET! If you can't make a meeting, you can pick up your copy of the installment any time during regular business hours after the meeting date. Refreshments will be served while we chat. Come and join the fun while Joanne leads you through the secretive journey each month.

Saturdays: November 14; December 12

11:00am-12noon



\$25.00

Happy Quilting,  
Joanne



## 39. Downtown

with Ruth Headley

  This is a modern quilt from a book by Amy Ellis. I chose to make a bed runner as I love how they look on a white duvet in the summer months. I am getting quite a collection. Anyway back to the pattern at hand. It is simple piecing and will look quite different with each of your fabric choices.

Friday, November 20th 6:30-10:00pm  
Thursday, November 26th 6:00-9:30pm  
\$55.00 + book



## 40. Stardust Quilt

with Joanne Love

  This is an easy rotary-cut quilt that is great for beginners and those who would like to use up some of their fabric stash for a quick Christmas gift idea. As you put it together a Star appears when rows are sewn together. Use fat quarters or scraps for the multi-fabric look then find a star fabric that contrasts with your other fabrics. Simple line quilting using gold metallic thread makes it sparkle ★.

Saturday, November 21st 9:00am-4:00pm  
\$55.00 + pattern



## 41. Sew Far Behind.



with Linnea Castagner

Please see description #3

Sunday, November 22nd 10:00am-4:30pm  
\$20.00

## 37. Thread Painted Winter Snow Scene



with Dahn Casselman

  Another free motion, thread painting piece. This workshop will look at how winter scenes can be created using free motion sewing techniques. As there will be two versions of the scene offered, this is a beginner friendly class, however advanced free-motion students will enjoy the class as well.

Sunday, November 15th 9:00am-4:00pm  
\$55.00

## 38. 15 Degrees

with Pauline Chalifour

  A fun and modern spin on a Dresden plate quilt. Quickly piece these blocks using the 15-degree ruler. You will be snuggling under this quilt in no time, especially needed if its minus 15 degrees outside.

Suitable for confident beginners.

Tuesday, November 17th 6:30-10:00pm  
Tuesday, November 24th 6:00-9:30pm  
\$55.00 + pattern

BEGINNER

BEGINNER



BEGINNER

**YOU help to sustain our community** preserves the character and vitality of the community **Local business owners are your friends & neighbours** Local business care about the vibrancy of downtown **buy local** It is good for the environment **THINK LOCAL** make this a better place to live **STRENGTHENS OUR LOCAL ECONOMY** **Shopping locally reduces energy consumption and cost** **local business owners live, work and pay taxes here** **Money spent local stays local** **help make our town unique** 

## 42. Square Deal

with Terry Funk

BEGINNER

  This quilt is from a great book called Fabulously Fast Quilts, sometimes my favourite kind. It uses a stack and shuffle method which makes cutting and piecing fat quarters really fast. The piecing technique is very forgiving and precision isn't important! Sound fun? It is!



The finished quilt is approximately 67" x 81" depending on how wonky you make your blocks.

Monday, November 23rd 6:30-10:00pm



Monday, November 30th 6:00-9:30pm

\$55.00 + book

## 43. Crazy Eight Strip Tease

with Linnea Castagner

BEGINNER

  This quilt is built from a strata made from 8 fabrics. You can choose one colourway going from light to dark or choose 2 contrasting colourways. Fun just thinking about it. It could be a table topper, a tree skirt or a wall hanging. As the piece is an unusual shape you will get to learn how to stitch both inny and outy bindings. As always an accurate 1/4 inch seam is essential. The designer is, as we speak, re-writing the pattern so that it can be made into a square. We will see if she has done it in time for the class.

Wednesday, November 25th 6:30-10:00pm

Wednesday, December 2nd 6:00-9:30pm

\$55.00 + pattern



**CACTUS PINCUSHIONS**


more fun from **Cat and Penguin**

**BEAR'S PAW QUILTS** 

## 44. QuiltStart

with Ruth Headley

BEGINNER

  Please see description #1

Introduction to quilting

Friday, November 27th 6:00-9:00pm

Class

Friday, December 4th 6:00-9:30pm

Saturday, December 5th 9:00am-4:00pm

\$65.00

## 45. The Necessary Clutch Wallet

with Joanne Love

CONFIDENT

  The Necessary Clutch Wallet by Janelle MacKay isn't just your ordinary wallet.

Carry your cell phone/mobile, cheques, cash, cards, coins and still have room for your favourite lipstick or even



personal items. With its closed ends, everything is safe and secure and there is never any worry about anything sliding out. You have the option of adding a short or long strap. It is a great little wallet to use when you are travelling or shopping and it can be a companion to the Mini Professional Tote.

Sunday, November 29th 10:00am-5:00pm

\$55.00 + book

## December

## 46. Easy Curves place mats

with Ruth Headley

CONFIDENT

  If you have never tackled curves before, this is a good place to start. We free cut the curve and then stitch it without pins and without stress. It is a very pleasing pattern to do and is adaptable to lots of fabric lines.



Tuesday, December 1st 6:30-10:00pm

Thursday, December 3rd 6:00-9:30pm

\$55.00 + pattern

## Customer Appreciation Day

December 19, 2015

15% off Storewide (some restrictions apply)

• threads • books • notions • patterns • Bernina accessories • all fabric

Vote on the display of our "Christmas is for Kids" entries

Refreshments provided

**BEAR'S PAW QUILTS** 



**Inukshuk**  
northern  
signposts

kits  
&  
patterns

BEAR'S PAW  
QUILTS

available at:

## Pine Tree Quilters

- Reasonable membership fees
  - Mystery Quilts
  - Monthly Retreats
  - Mini Workshops
- We invite new and 'seasoned' quilters, alike to inquire about joining our fun quilting group.*
- Call Geana Hadley @ 667-2263 for more information.

### Bear's Paw Quilts - Workshop Policies

Classes are open on a first come basis. When a class fills up quickly, we often put people on a wait list and schedule another class.

We request that you leave babies and children at home when you come to a class. Teens are welcome in all our classes.

You are not officially registered until you have paid. GST will be added to class cost. You may pay for a class with Visa, MC, debit card, cash or use your class points.

**Cancellation:** In the event you cannot attend a class that you have paid for, we will issue credit or transfer you to another class if we receive 7 days notice. If we receive less than 7 days notice, we will give you class handouts, but no refund can be given.

**Class Minimum:** Normally a class must have 3 students.

**Sewing Machines:** Please bring your own machine in good working order. An instruction manual for the machine is essential. Don't forget to bring extra machine needles. BPQ does have one Bernina sewing machine for rent - see our Sewing Machine Rental Policy.

**Supply Lists:** are available for each class at the time of registration. Read it carefully and bring everything on the list.

**Place:** All classes are in the BPQ classroom. Ironing boards and irons are provided. 2 large cutting mats are provided. Please bring anything else you may need, and label all your personal equipment.

### 47. Appliqué 1 - by Machine

with Joanne Love

BEGINNER

Want to learn the different methods to appliqué but don't want to start with a large project? This will be the first of a series of appliqué classes Joanne will teach. This session will focus on machine appliqué. With Joanne's assistance, you will design your own motif arrangement using simple shapes and patterns. Learn the easy soft appliqué method and invisible stitching that gives a hand appliquéd look while taking a fraction of the time. This is a simple project to learn how to appliqué while creating a one of a kind pillowcase. Great Christmas gift idea for that special someone or to add a personal touch to your bedroom decor.



Sunday, December 6th 10:00am-5:00pm  
\$55.00 + book

### 48. Sew Far Behind

with Bernice Ovens

Please see description #3

Sunday, December 13th 10:00am-4:00pm  
\$20.00

### Bear's Paw Quilts - Sewing Machine Rental Policy

- ◆ In the interest of encouraging beginners to quilt, Bear's Paw Quilts has purchased one new Bernina Activa 230 that will be available for rent.
- ◆ Cost of machine rental is \$30 per day or \$15 for half a day **or less.**
- ◆ The rental machine must be booked and paid for at the time of class registration. In the event you wish to cancel either the machine rental or the class, you will recover full credit for your payment only if we receive the cancellation **7 days before the class date.**
- ◆ At the time you book the sewing machine, you must make an appointment for a brief instruction on the use of the machine.
- ◆ The machine is kept on the shop premises at all times. You may not take it home.
- ◆ You must provide your **own thread, machine needles,** personal sewing equipment and supplies. Any bobbins that you use must be left with the machine at the end of the rental period.

**Note:** Demonstration machines are not available for use during class or at any other time. They are for demonstrating features to persons who are interested in buying a Bernina.



September

- 9<sup>th</sup>, 15<sup>th</sup>, 16<sup>th</sup>, 18<sup>th</sup> (Wednesday/Tuesday/Wednesday/Friday)  
QuiltStart **1**
- 9<sup>th</sup>, 21<sup>st</sup>, 22<sup>nd</sup> (Wednesday/Monday/Tuesday)  
Daytime QuiltStart **2**
- ➔ 12<sup>th</sup> (Saturday) Sign-up day
- 13<sup>th</sup> (Sunday) Sew Far Behind **3**
- 14<sup>th</sup> (Monday) Colour 1 **4**
- 17<sup>th</sup>, 26<sup>th</sup> (Thursday/Saturday) Playing with Pinwheels **5**
- 19<sup>th</sup> (Saturday) Lunch Bag **6**
- 20<sup>th</sup> (Sunday) Cappuccino **7**
- 21<sup>st</sup>, October 6<sup>th</sup>, 24<sup>th</sup>, November 14<sup>th</sup>  
(Monday/Tuesday/Saturday/Saturday) Autumn Paths **8**
- 22<sup>nd</sup>, 29<sup>th</sup> (Tuesday/Tuesday) Hibiscus **9**
- 23<sup>rd</sup>, 30<sup>th</sup> (Wednesday/Wednesday) Rocket 88 **10**
- 24<sup>th</sup>, 25<sup>th</sup>, 26<sup>th</sup>, 27<sup>th</sup> (Thursday to Sunday)  
Please No Snow Retreat **11**
- 27<sup>th</sup> (Sunday) Mixed Media Art Cards **12**
- 28<sup>th</sup>, October 3<sup>rd</sup>, 4<sup>th</sup> (Monday/Saturday/Sunday)  
Harvest Moon **13**

October

- 1<sup>st</sup>, 8<sup>th</sup>, 9<sup>th</sup>, 14<sup>th</sup> (Thursday/Thursday/Friday Wednesday)  
QuiltStart **14**
- 2<sup>nd</sup>, 19<sup>th</sup> (Friday/Monday) Criss-Cross **15**
- 5<sup>th</sup>, 7<sup>th</sup> (Monday/Wednesday) Let it Snow **16**
- 10<sup>th</sup> (Saturday) Colour 2 **17**
- 10<sup>th</sup>, 20<sup>th</sup> (Saturday/Tuesday) Modern Reflections **18**
- 13<sup>th</sup>, 17<sup>th</sup> (Tuesday/Saturday) Cogwheels **19**
- 16<sup>th</sup>, 25<sup>th</sup> (Friday/Sunday) Mini Professional Tote **20**
- 18<sup>th</sup> (Sunday) Sew Far Behind **21**
- 21<sup>st</sup>, 31<sup>st</sup> (Wednesday/Saturday) Fun and Funky Appliqué **22**
- 22<sup>nd</sup>, 23<sup>rd</sup> (Thursday/Friday) Faux Appliqué **23**
- 26<sup>th</sup>, 28<sup>th</sup> (Monday/Wednesday) Stop Watch **24**
- 27<sup>th</sup>, 30<sup>th</sup> (Tuesday/Friday) Scappy Maple Leaf **25**

Very Important Days

November

- 29<sup>th</sup>, November 3<sup>rd</sup> (Thursday/Tuesday)  
Machine Quilting Level 1 **26**
- 1<sup>st</sup> (Sunday) Fancy Foxes **27**
- 2<sup>nd</sup>, 4<sup>th</sup> (Monday/Wednesday) Two Fabric Bargello **28**
- 5<sup>th</sup>, 19<sup>th</sup> (Thursday/Thursday) Split Decision **29**
- 7<sup>th</sup> (Saturday) Colour 2 **17**
- 7<sup>th</sup> (Saturday) Machine Quilting Level 2 **30**
- 8<sup>th</sup> (Sunday) Quilting Sampler - Round 2 **31**
- 9<sup>th</sup>, 16<sup>th</sup>, 28<sup>th</sup> (Monday/Monday/Saturday) Disco **32**
- 10<sup>th</sup> (Tuesday) Simple Designs in Stitch **33**
- 11<sup>th</sup>, 12<sup>th</sup>, 13<sup>th</sup>, 14<sup>th</sup> (Wednesday to Saturday)  
Snow, Snow, Snow Retreat **34**
- 14<sup>th</sup> (Saturday) Mystery Quilt Reveal **35**
- 14<sup>th</sup> (Saturday) Mystery Quilt - Quilters Legacy **36**
- 15<sup>th</sup> (Sunday) Thread Painted Winter Snow Scene **37**
- 17<sup>th</sup>, 24<sup>th</sup> (Tuesday/Tuesday) Fifteen Degrees **38**
- 18<sup>th</sup> (Wednesday) Colour 2 **17**
- 20<sup>th</sup>, 26<sup>th</sup> (Friday/Thursday) Downtown **39**
- 21<sup>st</sup> (Saturday) Stardust **40**
- 22<sup>nd</sup> (Sunday) Sew Far Behind **41**
- 23<sup>rd</sup>, 30<sup>th</sup> (Monday/Monday) Square Deal **42**
- 25<sup>th</sup>, December 2<sup>nd</sup> (Wednesday/Wednesday)  
Crazy 8 **43**
- 27<sup>th</sup>, December 4<sup>th</sup>, 5<sup>th</sup> (Friday/Friday/Saturday)  
QuiltStart **44**
- 29<sup>th</sup> (Sunday) Clutch Wallet **45**

December

- 1<sup>st</sup>, 3<sup>rd</sup> (Tuesday/Thursday) Easy Curves **46**
- 6<sup>th</sup> (Sunday) Appliqué 1 - by Machine **47**
- 12<sup>th</sup> (Saturday) Colour 2 **17**
- 12<sup>th</sup> (Saturday) Mystery Quilt **36**
- 13<sup>th</sup> (Sunday) Sew Far Behind **48**

Saturday Savers

"plan" for great savings

September			November		
Sept. 5th	Kits	15%	Nov. 7th	Blenders	15%
Sept. 12th	Books and Patterns	15%	Nov. 14th	Remnants	+15%
Sept. 19th	Notions	15%	Nov. 21st	Batiks	15%
Sept. 26th	Threads	15%	Nov. 28th	Notions	15%
October			December		
Oct. 3rd	Batiks	15%	Dec. 5th	Threads	15%
Oct. 10th	Fat Quarters	4 for the price of 3	Dec. 12th	Fat Quarters	4 for the price or 3
Oct. 17th	Flannels	15%	Dec. 19th	Storewide (SRA)	15%
Oct. 24th	Bernina Accessories	15%	Dec. 24th	Storewide (SRA)	15%
Oct. 31st	Batting & Pre-cut Fabric LC, FS, JR, CP	10%			

All fat quarter is **NOT** a body part