
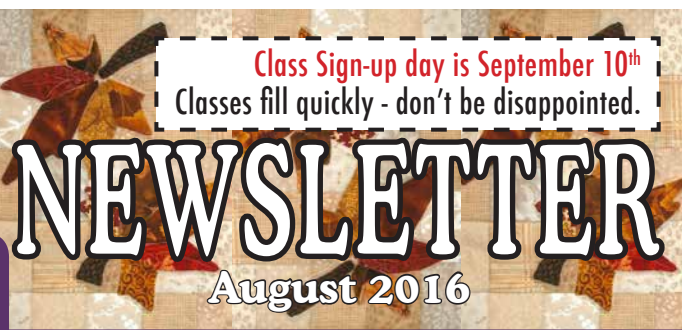


# BEAR'S PAW QUILTS



100 - 2093 2nd Avenue, Whitehorse, Yukon, Canada Y1A 1B5  
Phone: (867) 393-BEAR (2327) [www.bearspawquilts.com](http://www.bearspawquilts.com)  
twitter @BearsPawQuilts1 f Bears-Paw-Quilts



## Happy New Term, Dear Quilters.

Welcome back to the shop. We have been here all summer and have had a crazy time so far, all thanks to Row by Row Experience. This "game" started 4 years ago in NY and the staff at Calico Gals are still organizing it. It has grown beyond anyone's imagination. This year the theme is Home Sweet Home and each participating shop had to design a specific sized row. Customers who come into the shop are entitled to a free pattern of the row and then can buy all sorts of add ons...kits, fabric licence plates, fabric postage stamps for each province/territory, pins, and we made book marks. The fun just goes on and on. We have been kept crazy busy cutting and packaging the kits all of July, and we hope it continues all summer long. The patterns and kits must hibernate and not be sold between September 7th and November 1st. During this time quilters are able to sort through their

patterns and make a quilt using 8 rows. The first completed quilt to be taken to each shop will be rewarded with 25 fat  $\frac{1}{4}$ 's. Obviously each shop only awards the prize once and the quilt can only claim one prize. To our amazement by Thursday 23rd June a woman in Tennessee handed in a completed quilt and the game only started on Tuesday 21st ...2 days to get her patterns and finish the quilt. I do believe that many of the prizes have been claimed.

Crazy or what, I wonder who will be first at BPQ? I hope it is a local quilter. So that was our summer. We did enjoy meeting all the visitors especially the amusing non-quilters who came to claim their free pattern for their brother's next door neighbour's mother's sister!! Really that did happen. We had a truck driver come in for someone he had never met. As always we will be glad to start the fall and get back to quilting and classes.

~Ruth and the staff of BPQ

We are very sad to have waved goodbye to **Brenda Mainer**, she has been a great addition to our team and has supported our classes so well. We will miss her. She has sold up and is moving to Peterborough to be close to her daughter Lisa and her twin grandsons. We wish her well and know she will continue to quilt up a storm. Thank you for all your help and support.

The teaching team remains the same...hurrah.

**Cathryn Paish** joined us in the shop, a great addition to the team behind the counter.

**Terry** has retired from the shop work, and I am delighted to say she will continue to teach as much as ever.

No other changes in the shop staff, thank goodness.



**Bears-Paw-Quilts**



## New Term Sale

Did I mention our **New Term Sale**?

To help you with your supplies for your classes we have a sale. The 50% off will be reduced to 70%, the 30% will go down to 50% and there will be a new 30% table. All the rest will be 15%. Are we good to you, or what?

The dates are:

**Wednesday 14th and Thursday 15th of September.** We will open at 9:00am and must close at 7:00pm as there are classes scheduled.

You will have signed-up for classes, so this will help you get ready for them.

## Customer Appreciation Day & Winter Challenge

Lots of you were out and about this summer, many of you collecting **"Row by Row"** patterns, so let's make it the theme. The competition will culminate at our Customer Appreciation Day on December 17th, very early as the next Saturday will be Christmas Eve. We will have taken down most of our class samples and the walls will be ready for the Challenge.

So...the challenge is to use some, of your **"Row by Row"** patterns to make a quilt. It can be any size, with any number of rows, the rows can be deconstructed, embellished, incomplete as rows or whatever you feel makes a good looking quilt. Even I can enter, as I managed to get a few patterns. Prizes, prizes, prizes awarded by viewers' choice. So come on and participate, this year I shall begin nagging about the competition early.



**Bears-Paw-Quilts**

### Class Level Guide

In an attempt to guide you to the degree of difficulty in each class we have designated the following words:

#### BEGINNER




Those straight from QuiltStart would manage these classes and every other level are welcome, of course.

#### CONFIDENT



If you were an experienced sewer before QuiltStart this would be do-able, or if you have made a few quilts and you feel confident.

#### CHALLENGING



These require considerable experience in quilting, and will take time and patience. But you have to sew your first challenging quilt sometime.

This is only a guide to let you know what to expect from a class.

### Quilters without Borders



*This group of quilters meets at Bear's Paw Quilts every Thursday from 10am to 2pm to make quick quilts to donate to those in need. Come in and sew with us.*

## What's new at BPQ?

We can show them off on the facebook site and show the rest of the quilt shops how inventive we can be.

- ❖ The theme is "Row by Row Altered".
- ❖ The item can be made using any technique, from machine to hand to art quilt techniques.
- ❖ It may be any size.
- ❖ All entries are anonymous.
- ❖ Labels should be hidden.
- ❖ Entries must be in by Friday, December 16th.
- ❖ The entry fee is a few items for the Food Bank, let's see how big a pile we can make.
- ❖ Photos will be on BPQ Facebook site, as will be the results.
- ❖ Voting will begin at the Customer Appreciation Day and continue until midweek.

**Please support us and participate.**

One last thing,  
Please note: On Christmas Eve  
we will have a storewide 15% off sale  
...just in time for those men who  
forget that Christmas is  
the next day.

## September

### 1. QuiltStart

with Ruth Headley

BEGINNER



This class is designed for those who have no experience in quilting, or for those who want to get back to basic skills. The class has two components: Introduction to Quilting where you learn about the basic equipment and materials needed as well as learning about your machine, and QuiltStart where you will make a table runner in the Rail Fence design. This class provides the rudiments of quilting and prepares you to work on any number of projects afterward. This class is comprised of 14 hours of class time and up to 4 hours of extra sewing to complete the project.

Introduction to Quilting

Wednesday, September 7th 6:00-9:00pm  
Class

Wednesday, September 14th 6:00-9:30pm

Thursday, September 15th 6:00-9:30pm

Friday, September 16th 6:00-9:30pm

\$65.00





## 2. Daytime QuiltStart

with Ruth Headley

  Please see description #1

Introduction to Quilting

Wednesday, September 7th 6:00-9:00pm

Class

Monday, September 19th 10:00am-4:30pm

Tuesday, September 20th 10:00am-4:30pm

\$65.00

## 3. Sew Far Behind

with Bernice Ovens

What an opportunity this is, a whole day to come to grips with some of those unfinished projects. It's quiet, lots of space, no distractions and a teacher on hand to help you work out those problems...and all for a fabulous price.

Sunday, September 11th 10:00am-4:00pm

\$20.00

## 4. Colour 1

with Dianne Hart

  Join us for an evening of fun as we play with fat quarters to explore colour families, intensity, tone and texture. This introductory colour theory course, designed by Karen Mills, is perfect for beginner and advanced quilters. Join us and see how to add a little colour pizzazz to your quilts.

Tuesday, September 13th 6:00-9:30pm

\$30.00

## 5. Legendary

with Vivian Bales

  Are you up for an adventure? Come join me in a search for the elusive Big Foot! Whether you are a believer or not, this quilt is sure to be a lot of fun.

Saturday, September 17th

9:00am-4:00pm

\$55.00 + pattern

## 6. Sew Far Behind

with Joanne Love

Please see description #3

Sunday, September 18th 10:00am-4:00pm

\$20.00





**We Have Gone Green**

Bring your own cloth bags with you  
- or even better, make one to use. We have patterns too!



## 7. One Block Wonder

with Ruth Headley

    I am desperate to make another One Block Wonder and can only justify the time if I teach another class. This is a challenging class and needs commitment to a lot of sewing, but it is well worth it. Lots of learning in this quilt and you get a completely original quilt. The centre of the quilt is made using only 1 fabric, there is lots of design work and we make tumbling blocks too. Too good a class to miss.

Tuesday, September 20th 6:00-9:30pm

Monday, September 26th 6:00-9:30pm

Thursday, October 6th 6:00-9:30pm

Wednesday, November 9th 6:00-9:30pm

\$85.00 + book

## 8. "No Snow Yet" Retreat

with a Load of Fun Quilters

This gives you 4 days to indulge yourself, food, delicious food, wine and the time to sew, and all in the company of like minded women. We stay at the Alcan Hotel in Haines Junction and stitch at the convention centre. We have such fun and achieve so much. Come and join us. A non-refundable deposit holds a place. Don't delay, our retreats are very popular.

Thursday, 9:00am to Sunday, 3:00pm

September 22nd - 25th

\$150.00 (cost approx. hotel rental extra - The evening meals are provided and I book the hotel, which gives us a great deal, cost depends on the number of people per room.)



Have you noticed how many teachers mention colour choice in their write-ups for classes?

### Colour 2 - Colour Harmony Sampler

is a fabulous class AND it concludes with a quilt. Not just random blocks but an actual bed quilt! See how colour choices affect the look of just one block pattern. Sign up for Colour 2 and learn to be braver in your colour choices.



Sign-up for class #19 and colour your world!

## 9. Fusible Appliqué – Your Pick

with Joanne Love

BEGINNER • CONFIDENT • CHALLENGING

Create a fast and beautiful wall hanging or table runner before the holiday rush using the many delightful patterns available. This class is designed to guide you through the basics of fusible appliqué demonstrating the techniques and tools you will need to successfully cut and assemble a design. Embellishments and quilting ideas will also be discussed specific for your pattern during the Sunday class. This is the perfect opportunity to work on a pattern or kit you have purchased but never got around to doing.

Prep night

Friday, September 23rd 6:00-8:00pm

Class

Sunday, October 2nd 10:00am-5:00pm

\$70.00

## 10. Double Pinwheel

with Terry Funk

CONFIDENT

This quilt from Eleanor Burns, Quilt In A Day is an old favorite of mine! You can choose from small blocks or large and whichever size quilt you would like. This can be very scrappy or planned. The small blocks can even be made using a Jelly Roll which I did this time.



Tuesday, September 27th 6:30-10:00pm

Thursday, September 29th 6:00-9:30pm

\$55.00 + book

## 11. Bernina Club

with Ruth Headley

BERNINA OWNERS

In this class you will be making a small project that enables you to feel more comfortable with your wonderful machine. It is especially useful for new owners who get a free year membership if you bought your machine at BPQ. The nominal \$15 kit fee is required for all others. Everyone who owns a Bernina, however long you have had it is more than welcome to attend. Every month you need to sign up once you see the project and we have the sign up sheet ready.

Wednesdays: September 28th; October 19th;

November 16th; December 14th

12:30-3:30pm or 6:30-9:30pm

Kit Fee: \$15.00 (after first year)

## 12. Snowman

with Linnea Castagner

BEGINNER

Who doesn't want a snowman on their wall at Christmas? Using log cabin and courtyard steps technique this one can be yours. With clever placement of colours the snowman just appears. The finished piece can be made into a wall hanging or adapted to make a large stocking. Ideal for beginners.

Friday, September 30th 6:30-10:00pm

Wednesday, October 5th 6:00-9:30pm

\$55.00 + book

## October

## 13. Magic Tiles

with Linnea Castagner

BEGINNER

This classic pattern is just ideal for the beginner, who needs to move on and be challenged a little. It is made with fat quarters and this is suitable for a theme within the fabric, florals, specific colours, black and whites, animals or fruit and vegetables. The technique is stack, shuffle and slash and have lots of fun. An accurate 1/4 inch is essential.



Saturday, October 1st 9:00am-4:00pm

\$55.00 + pattern

## 14. QuiltStart

with Ruth Headley

BEGINNER

Please see description #1

Introduction to Quilting

Monday, October 3rd 6:00-9:00pm

Class

Thursday, October 13th 6:00-9:30pm

Monday, October 17th 6:00-9:30pm

Thursday, October 20th 6:00-9:30pm

\$65.00

## 15. Bath Mat

with Ruth Headley

BEGINNER

This is an extension of the technique that we used to make fabric bowls, we wrap fabric round rope and stitch them together. Viola a bath mat is born. To make it easy you use Jelly Rolls or Bali Pops. What a fabulous addition to the bathroom. As long as your machine can zig zag you will be OK in this class.



Tuesday, October 4th 6:00-9:30pm

Saturday, October 8th 9:00am-4:00pm

\$70.00 + pattern

## 16. Loosely Woven

with Karen Berrel

BEGINNER

I think I'm in love! Choosing the right mix of colour values is the trick to this Karla Alexander quilt...play around with your colour theory on this one! Using basic strip piecing techniques, this quilt can be made larger or smaller by simply adding or subtracting blocks. Keep yourself organized and this lovely quilt will be done in no time!

Friday, October 7th 6:30-10:00pm


Friday, October 14th 6:00-9:30pm

\$55.00 + book



## 17. Art Quilts-The Basics

with Dahn Casselman

 Having been cancelled this spring, this class is now available!


There are so many techniques when working on art quilts, that we felt a return to the basics of art quilting would be fun and interesting. In the morning it is 'wet work' - painting on puffy paint, fusible web and stabilizers. The afternoon is all about the heat - we will use heat guns, irons and solder irons to burn, crimp and ripple into felt, interfacing, Tyvek and other products. If you ever wanted to try some mixed media techniques, take this class now because it is not offered very often!

Sunday, October 9th 10:00am-4:00pm  
\$55.00 + kit fee

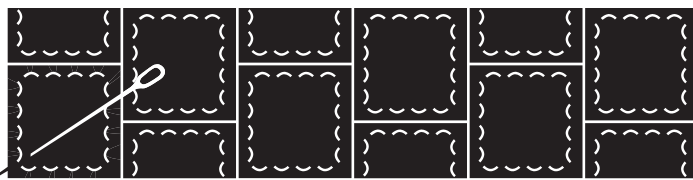


## 18. English Paper Piecing

with Pauline Chalifour


 Discover this easy hand sewing technique. We will start by using the hexagon shape and then familiarize ourselves with other possibilities of shapes and design. It is so portable and great for taking on holidays, road trips and afternoons with friends. Whether a small or large project this is a versatile addictive technique and a fun way to put your stash to work. A scrap piece will use up those small but precious fabrics you have been hoarding.

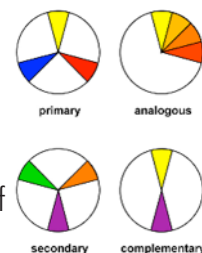
Tuesday, October 11th 6:30-10:00pm  
Tuesday, October 25th 6:00-9:30pm  
\$55.00



## 19. Colour 2 – Colour Harmony Sampler

with Dianne Hart

 Expand the colour in your quilting world by playing with different colour harmonies. In this advanced colour course designed by Karen Mills, you will choose a colour scheme and block pattern to explore the effects of colour and design.



Part 1 takes you through the first 4 sessions. Starting in January, Part 2 includes 5 sessions.

At the end of the year you will have completed a sampler quilt exploring your selected colour. (see the ad on page 3 of finished samples)

Pre-requisite: a beginner colour theory course.

Wednesday, October 12th

6:00-9:30pm Class 1: Monochromatic

Wednesday, November 2nd

6:00-9:30pm Class 2: Analogous and Analogous with an Accent

Wednesday, November 23rd

6:00-9:30pm Class 3 Complimentary

Wednesday, December 7th

6:00-9:30pm Class 4 Split Complementary

\$80.00 for 4 sessions



we've got it!

## BERNINA 740

comfortable • intuitive • inspiring

- Extra-Long Freearm
- Colour touch screen
- BERNINA Dual Feed
- Total Stitch Control
- BERNINA 9 Hook

# BERNINA<sup>+</sup>

made to create



## BERNINA 350-PE

highest precision + Swiss quality  
= unbeatable price/performance ratio!

## BERNINA 380

vast range of features and functions  
– the top model of the 3 Series.

## BERNINA 570-QE

all-rounder for sewing,  
quilting and embroidery



*Beautiful design.  
Quality you'll love.  
A lifetime of inspiration.*

BEAR'S PAW  
**QUILTS** 

**We are your Bernina source.**

## 20. MYSTERY QUILT CLUB 2015/16 REVEAL PARTY

### "Quilters Legacy"

with Joanne Love

Join your fellow Mystery Quilt club members for a show and share. The party is for those of you who participated in our Mystery Quilt Club 2015/16 and fellow quilters who want to see what the club is all about.

For the past 8 months members have been working diligently on a Border Creek Station pattern called "Quilters Legacy" without knowing the final design. It is time to reveal the mystery and share the results. Remember... points are awarded for attendance and you could have one more entry into the draw.

Refreshments will be served.

Saturday, October 15th  
10:30-11:00am

Happy Quilting,  
Joanne



## 21. 2016/17 Mystery Quilt Club

with Joanne Love

This year's Mystery Quilt by Border Creek Station is called

### "Quilters Joy"

For those of you who are not familiar with mystery quilts — it is set up so you don't know what pattern you are making until the quilt top is done which adds to the excitement. As a Mystery Club Member you will receive 1 installment each month with clearly written instructions and full color diagrams for 8 months for a true quilting adventure! You will have the option of picking your own fabrics or you can purchase a kit assembled exclusively for this event featuring fabrics from Madame Rouge by French General or Courtyard fabrics by 3 Sisters for Moda. Club members get together once a month to receive the next Mystery Installment of the top secret project that will not be revealed to you - because it's TOP SECRET! If you can't make a meeting, you can pick up your copy of the installment any time during regular business hours after the meeting date. Refreshments will be served while we chat. Come and join the fun while Joanne leads you through the secretive journey each month.

Saturdays: October 15th; November 19th  
December 10th; 2017 dates TBD  
11:00am-12noon  
\$25.00

Happy Quilting,  
Joanne




## 22. My Whimsical Quilt Garden – Appliqué

with Joanne Love

Looking for a hand-work project to take on the road or sew while you are sitting around catching up with friends? This is a fun, whimsical quilt or wall hanging to make using up some of the bright fat quarters you have been collecting. Learn to needle turn appliqué the "Piece O' Cake Way" and find out why so many people enjoy this technique. In this class you will learn how to make easy templates, how to make and use an overlay for appliqué and the invisible hand appliqué stitch used by the authors of the Appliqué Sampler — all techniques that you can use for other projects. Joanne will also demonstrate the starch method of preparing appliqué for those interested in an alternative approach. Each month you will learn a different technique: cutaway appliqué, curves, inner points, outer points, circles while working on blocks from the pattern. Once you have learned the easy way — it's a piece of cake! There are 17 whimsical blocks to choose from, you decide the size of quilt you want to make. This class is for all levels of quilters.

Saturday, October 15th 1:00-4:00pm  
Saturday, November 19th 1:00-4:00pm  
Saturday, December 10th 1:00-4:00pm  
\$65.00 + book



## 23. Stained Glass

with Lise Merchant

This is a technique developed by Lise and so she will be teaching it. This class is open to all levels from beginners and up. You can sew minis or any other size of stained glass patterns you want.

If you choose a large pattern, prep time may apply. Please let the shop know what size pattern you have chosen. This is a good opportunity to refresh your memory if you have sewn one before or learn how it's done for the beginners.

Sunday, October 16th 10:00am-5:00pm  
\$55.00 + pattern

## 24. Camden Bag

with Geana Hadley

This gorgeous bag is made using a new technique to create fabric tubes, handles, and general construction. The result is a very sturdy and beautiful bag. Here is an opportunity to use those big bold buttons you bought with no idea what you would do with them. The tubes are zigzagged together with a bit of hand stitching. You will love the results.

Tuesday, October 18th 6:30-9:30pm  
Saturday, October 29th 9:00am-4:00pm  
\$70.00 + pattern





## 28. Bernina Club

with Ruth Headley

Please see description #11

Wednesday, October 19th

12:30-3:30pm or 6:30-9:30pm

Kit Fee: \$15.00 (after first year)


BERNINA OWNERS

# BERNINA+

## 29. By the Sea

with Ruth Headley

BEGINNER

 This art quilt is long and thin and is stitched and embellished to be a landscape of a beach scene. It is quite easy to make and so beginners who want to try their first art quilt should have a go. The embellishing can be as complex as you want it to be, beads, yarn, embroidery and buttons.

Friday, October 21st 6:30-10:00pm

Monday, October 24th 6:00-9:30pm


\$55.00 + book



## 30. Chatterbox


with Terry Funk

CONFIDENT

 Let's have another favorite from Laps From Fats! This great fat quarter lap quilt goes together in a fun technique. The large blocks are made using twelve fat quarters and sashing fabric. Border if you would like to make it bigger.

Saturday, October 22nd 9:00am-4:00pm

\$55.00 + book



## Class credits

We offer you the opportunity to earn ½ price and even **free classes**. Each class you attend will give you points towards this goal. This is in addition to the free meters of fabric you can earn by using your BPQ fabric card.

   3 points = ½ price class

     6 points = 1 free class

The points do not carry forward from one teaching session to the next, but your free class can be used or saved.

### What the symbols mean

 = beginner/confident level class  = 1 point

  = challenging level class  = ½ point



Let your stitching be the star!




©McKenna Ryan

## 31. Making an Art Quilt: Otter Joy

with Dahn Casselman

BEGINNER

 Now that you have played with the basics of art quilting, it is time to create an art quilt. "Otter Joy" is provided as an example of what you could make, but it is your quilt, so you can venture out on your own. The instructor will help and work with you as you create your own piece using whatever surface techniques you want. Please note: this is not a technique class, and no demonstrations of 3-D surface options will be offered. The class 'Art Quilts-The Basics' is recommended if you are new at building strata's. This pattern is from McKenna Ryan - one of the Rhythm of the Sea panels. It is my class example, others do not need to use it.

Sunday, October 23rd 9:00am-4:00pm

\$55.00 + kit fee

## 32. Bargello Heart

with Terry Funk

CONFIDENT

 This is a quilt everyone should make at least once in their lifetime! I love this technique and the fun of choosing 12 fabrics to make a graduated heart! It is really easier than it sounds! You can choose from many sizes and go soft and romantic or bold and beautiful.



Wednesday, October 26th 6:30-10:00pm

Friday, November 18th 6:00-9:30pm


Monday, November 21st 6:00-9:30pm


\$70.00 + book

## 33. Aura

with Ruth Headley

BEGINNER

 The pattern is for a wall hanging, but I enlarged it by one row. You can make whatever size you want, it is easy to adapt. You will learn 2 triangle squares and an easy use of a template. As it goes together patterns and then secondary patterns appear. A very cute quilt, I really enjoyed making it. Good for a beginner.



Thursday, October 27th 6:30-10:00pm

Monday, October 31st 6:00-9:30pm


\$55.00 + book

BPQ stocks these great threads:  
Aurifil • King Tut  
Mettler  
Marathon • Superior

### 34. Winter Flowers

with Ruth Headley

BEGINNER

 This striking table runner can be made for Christmas as shown in the pattern or changed for various seasons. It would be ideal for the fall. It is just simple piecing so should be good practice for your 1/4 inch seam. It will be simple to straight line quilt too. Come and join me in this class.

Friday, October 28th 6:30-10:00pm


Friday, November 4th 6:00-9:30pm


\$55.00 + pattern

### 35. Free Motion Quilting Sampler

with Joanne Love

BEGINNER • CONFIDENT • CHALLENGING

 Free motion quilting doesn't have to be scary. This class is all about free motion quilting and is designed for all levels- novice to experienced quilters. Once we go over the free motion quilting basics of set up, essential supplies, preparing your machine and just getting comfortable - we will spend the day trying out a variety of quilting designs whether it is simple shapes, fillers or feathers, you decide. Joanne will provide an assortment of designs for all skill levels and she will share her knowledge and tips for achieving good results. Since you will be working on practice pieces, you will have the freedom to experiment and find quilting designs that work for you. You can then turn these practice pieces into a quilting sampler. Either way, you will walk away from the class with samples of quilting designs that can be used in future quilts and ready to tackle your projects with new found self confidence.



Sunday, October 30th 10:00am-5:00pm

\$55.00 + book (Assortment of books available)

## November

### 36. Braque Quilt

with Judy Gibbons

BEGINNER

 A museum-worthy quilt pattern in the style of Cubist painter Georges Braque. Look him up and Cubism in general, to be inspired! Six blocks of varying sizes create a visually intricate design with easy piecing. This quilt lends itself quite nicely to playing with value and offers a canvas for experimental machine quilting. Makes a stunning 60"x75" wall quilt.



Tuesday, November 1st 6:30-10:00pm


Saturday, November 5th 9:00am-4:00pm

\$70.00 + pattern

### 37. Tractors

with Dianne Gale

BEGINNER

 Have you ever wanted to do machine appliqué but didn't want to cut out all of those tiny bits and pieces? Well you're in luck! The 12 tractors have been cut out and each piece has been fused for you. Just sew the background, assemble your tractors, and you are ready to machine appliqué.



Thursday, November 3rd 6:30-10:00pm


Thursday, November 10th 6:00-9:30pm

\$55.00 + pattern + kit

### 38. Dresden Plate - Revisited

with Joanne Love

CONFIDENT

 I had so much fun the first time I offered this class and there are still more things to create using the Dresden plate I wanted to do it again. The "blades of Dresden Plate quilt block are easy to make when you use the Easy Dresden Ruler by Darlene Zimmerman and her simple sewing technique to create their points. What used to be a very tedious task to make some favorite traditional blocks like Grandmother's Fans, Tumblers, Ice Cream Cone Borders is made simple. The ruler is easy to use for beginners and experienced quilters alike and allows you to cut multiple sizes for a variety of designs — traditional or modern. While learning the technique in class, you can make a small project or start to work on a quilt. Here is an opportunity to use up some of your leftover fabrics while learning a new technique. Traditional or Modern design — you choose the design and the project!



Sunday, November 6th 10:00am-5:00pm

\$55.00 + ruler

### 39. Tree Tree Skirt

with Ruth Headley

BEGINNER

 I try to make a different tree skirt every year and I just loved the look of this one, a tree skirt with trees on it. The pattern also suggest that it would make a good table cloth, just add a centre hole and it becomes a tree skirt. Another addition could be some applique. A pretty versatile pattern. Just simple piecing then the unusual shape means the binding will be another learning experience.



Monday, November 7th 6:30-10:00pm

Friday, November 25th 6:00-9:30pm

\$55.00 + pattern



\* Raven  
\* Moose  
\* Bear



"Yukon Company" Collection  
fabric panels  
now available at:

BEAR'S PAW  
QUILTS

Custom Cushions by April Meyer



## All About BPQ Retreats

It has evolved over the years that we do early sign-up for our Quilt Retreats. Rather than waiting for class sign-up days in January and September, we begin the sign-up for these coveted getaways earlier. Don't despair, we have a board up in the shop to let you know when sign-up will begin. Keep your eyes open for registration.

Location	Sign-up begins	Retreat Date
Haines Junction	mid-October	April
Haines Junction	mid-June	September
Inn on the Lake	June	mid-November
BPQ Birthday	January	late-February
Longest Day	April	late-June

### 40. BQ

with Geana Hadley

BEGINNER

Want to have a quilt done by Christmas? This pattern is adaptable and makes a great table runner, wall hanging, lap or bed quilt. This 18" block quilt whips up in just a few easy steps while showcasing your favourite fabric. The square blocks can be one fabric or a variety with a theme.



Tuesday, November 8th 6:30-10:00pm  
Tuesday, November 15th 6:00-9:30pm  
\$55.00 + pattern

### 41. Snow is Here Retreat

with the Lucky Few

This retreat is fairly small and so you need to get in at the beginning. We go to the Inn on the Lake in Marsh Lake for a luxurious time. The surroundings, the views, the rooms, the hot tub, the food, all luxury. We arrange it to coincide with the stat holiday of November 11th so this year it is a bit odd, we go on Friday and come back late in the afternoon on Monday. It is such a relaxing retreat.

A non-refundable deposit will secure a place.

Friday, 9:00am to Monday, 3:00pm  
November 11th - 14th  
\$330.00-ish (includes evening meals, hotel, and room rental)

### 42. Blooming Bias by Chenille-It ©

with Dahn Casselman

CONFIDENT

Does your quilting project need some extra dimension? Then Chenille-It © may be the solution. Their motto is "Stitch it. Wash it. You're done", and it couldn't be easier. In this technique class we will personalize our chenille strips with a variety of colours, and then we will play with various techniques so you can get an idea of how versatile this product is. In the afternoon, we will practice using the strips in a new piece we will create in class, or on any existing project that you want to make more dimensional. This is a play day and a chance to try a new product that is only 'just' on the market.



Saturday, November 12th 9:00am-4:00pm  
\$55.00

### 43. Clambake

with Vivian Bales

BEGINNER

This fun quilt provides you with the look of a clamshell quilt without the curved piecing. Depending on your fabric choices you may create a fun modern look or go with a more vintage vibe. Scrap and precut friendly, size can be adjusted by the amount of fabric chosen. It is now my go-to baby quilt to make!

Sunday, November 13 10:00am-5:00pm  
\$55.00 + pattern

### 44. Bernina Club

with Ruth Headley

BERNINA OWNERS

Please see description #11

Wednesday, November 16th  
12:30-3:30pm or 6:30-9:30pm  
Kit Fee: \$15.00 (after first year)

**BERNINA+**



### 45. Whimsy Winter

with Karen Berrel

BEGINNER

You'll experience cuteness overload with this applique piece. The most difficult thing about this pattern may very well be deciding what fun fabrics and embellishments you will use on your little critters. I have added an extra character to mine. You can use the pattern as illustrated, as I have made it (my pattern provided), or decide to add a character of your own.

Thursday, November 17th 6:30-10:00pm  
Thursday, November 24th 6:00-9:30pm  
\$55.00 + pattern

**YOU help to sustain our community**  
**Local business owners are your friends & neighbours**  
**buy local**  
**THINK LOCAL**  
**It is good for the environment**  
**Shopping locally reduces energy consumption and cost**  
**help make our town unique**  
**Local business care about the vibrancy of downtown**  
**make this a better place to live**  
**! Local business care about the vibrancy of downtown**  
**STRENGTHENS OUR LOCAL ECONOMY**  
**local business owners live, work and pay taxes here**  
**Money spent local stays local**  
**preserves the character and vitality of the community**  
**\* local business owners live, work and pay taxes here**

## 46. Sew Far Behind

with Ruth Headley

Please see description #3


Sunday, November 20th 10:00am-4:00pm

\$20.00

## 47. Colour Play

with Dianne Gale

BEGINNER

 Worried about curved piecing? You will learn how to accurately piece a fan block, but on the off chance things go wrong, I have a trick or two up my sleeve to make things right. No one needs to know. It will be our little secret. Final size, 48"x60".

Suitable for a Confident Beginner.

Tuesday, November 22nd 6:30-10:00pm

Tuesday, November 29th 6:00-9:30pm


\$55.00 + pattern



## 48. Around the Square

with Laurie Jacobsen

BEGINNER

 This quilt is made from a single block - large and small overlapping rectangles on background fabric. Rotating the block adds interest and gives the quilt a modern look. Fabric choice can be almost anything! As long as there is some contrast in the rectangles and a neutral background. Straight line piecing makes it quick; bright and bold fabrics make it sophisticated.

Saturday, November 26th 9:00am-4:00pm


\$55.00 + pattern



## 49. Spinning Wheel Runners

with Dianne Hart

BEGINNER

 Ready for a little spin! Learn how to turn large print fabrics into beautiful kaleidoscopes. This pattern looks great in a variety of colours. Even that funky pattern fabric in your stash will look good when paired with the right colours and turned into spinning wheels. Choose from 3 different sizes: Topper (1 block), Table Runner (3 blocks) or Bed Runner (5 blocks). Once you learn this basic block, you can spin to win. A whirlwind of new patterns await!

Sunday, November 27th 10:00am-5:00pm

\$55.00 + pattern

# Customer Appreciation Day

December 17, 2016



15% off Storewide (some restrictions apply)

- threads • books • notions • patterns
- Bernina accessories • all fabric

Vote on the display of our "Row by Row Altered" entries

Refreshments provided

BEAR'S PAW  
**QUILTS**




## 50. Merry Go Round

with Laurie Jacobsen

BEGINNER

 Colourful hexagons dance around the edge of this simple topper. Perfect for a Christmas table centerpiece. Four fat quarters and 20" of background fabric is all that is needed for the quilt top, binding and backing. Sews together quickly but cutting and sewing 60 triangles adds some challenge. Suitable for a confident beginner.



Monday, November 28th 6:30-10:00pm

Wednesday, November 30th 6:00-9:30pm

\$55.00 + pattern

## December

## 51. QuiltStart

with Ruth Headley

BEGINNER

 Please see description #1

Introduction to Quilting

Thursday, December 1st 6:00-9:00pm  
Class

Tuesday, December 6th 6:00-9:30pm

Thursday, December 8th 6:00-9:30pm

Friday, December 9th 6:00-9:30pm

\$65.00





## 52. Log Cabin Bed Runner

with Ruth Headley

BEGINNER

I really like the idea of bed runners. I have a white duvet cover and in the summer when it is too hot to have a full quilt I use a runner on the foot of the bed. They look so dramatic laying on the white duvet. Anyway I decided that no one had taught a log cabin for a long while so was delighted when I found this pattern. Make a really good contrast between the background and the shape that the log cabin forms. This is just the sort of quilt that beginners should tackle, a basic technique, a quiltable size, and even suitable for a JellyRoll / bali pop plus background. Beginner, or someone who doesn't have a bed runner.

Saturday, December 3rd 9:00am-4:00pm  
\$55.00 + pattern

## 53. Sew Far Behind

with Vivian Bales

Please see description #3

Sunday, December 4th 10:00am-4:00pm  
\$20.00

## 54. Bernina Club

with Ruth Headley

Please see description #11

Wednesday, December 14th  
12:30-3:30pm or 6:30-9:30pm  
Kit Fee: \$15.00 (after first year)

**BERNINA+**

## Pine Tree Quilters

- Reasonable membership fees
  - Mystery Quilts
  - Monthly Retreats
  - Mini Workshops
- We invite new and 'seasoned' quilters, alike to inquire about joining our fun quilting group.*  
Call Dianne Gale @ 322-0180 for more information.

## Bear's Paw Quilts - Workshop Policies

Classes are open on a first come basis. When a class fills up quickly, we often put people on a wait list and schedule another class.

We request that you leave babies and children at home when you come to a class. Teens are welcome in all our classes.

You are not officially registered until you have paid. GST will be added to class cost. You may pay for a class with Visa, MC, debit card, cash or use your class points.

**Cancellation:** In the event you cannot attend a class that you have paid for, we will issue credit or transfer you to another class if we receive 7 days notice. If we receive less than 7 days notice, we will give you class handouts, but no refund can be given.

**Class Minimum:** Normally a class must have 3 students.

**Sewing Machines:** Please bring your own machine in good working order. An instruction manual for the machine is essential. Don't forget to bring extra machine needles. BPQ does have one Bernina sewing machine for rent - see our Sewing Machine Rental Policy.

**Supply Lists:** are available for each class at the time of registration. Read it carefully and bring everything on the list.

**Place:** All classes are in the BPQ classroom. Ironing boards and irons are provided. 2 large cutting mats are provided. Please bring anything else you may need, and label all your personal equipment.

## Bear's Paw Quilts - Sewing Machine Rental Policy

- ◆ In the interest of encouraging beginners to quilt, Bear's Paw Quilts has purchased one new Bernina Activa 230 that will be available for rent.
- ◆ Cost of machine rental is \$30 per day or \$15 for half a day **or less.**
- ◆ The rental machine must be booked and paid for at the time of class registration. In the event you wish to cancel either the machine rental or the class, you will recover full credit for your payment only if we receive the cancellation **7 days before the class date.**
- ◆ At the time you book the sewing machine, you must make an appointment for a brief instruction on the use of the machine.
- ◆ The machine is kept on the shop premises at all times. You may not take it home.
- ◆ You must provide your **own thread, machine needles**, personal sewing equipment and supplies. Any bobbins that you use must be left with the machine at the end of the rental period.

**Note:** Demonstration machines are not available for use during class or at any other time. They are for demonstrating features to persons who are interested in buying a Bernina.

## Very Important Days

### September

- ➔ 10<sup>th</sup> (Saturday) Sign-up day
- 7<sup>th</sup>, 14<sup>th</sup>, 15<sup>th</sup>, 16<sup>th</sup> (Wednesday/Wednesday/Thursday/Friday) QuiltStart **1**
- 7<sup>th</sup>, 19<sup>th</sup>, 20<sup>th</sup> (Wednesday/Monday/Tuesday) Daytime QuiltStart **2**
- 11<sup>th</sup> (Sunday) Sew Far Behind **3**
- 13<sup>th</sup> (Tuesday) Colour 1 **4**
- 17<sup>th</sup> (Saturday) Legendary **5**
- 18<sup>th</sup> (Sunday) Sew Far Behind **6**
- 20<sup>th</sup>, 26<sup>th</sup>, October 6<sup>th</sup>, November 9<sup>th</sup>  
(Tuesday/Monday/Thursday/Wednesday) One Block Wonder **7**
- 22<sup>nd</sup>, 23<sup>rd</sup>, 24<sup>th</sup>, 25<sup>th</sup> (Thursday to Sunday) No Snow Yet Retreat **8**
- 23<sup>rd</sup>, October 2<sup>nd</sup> (Friday/Sunday) Fusible Appliqué **9**
- 27<sup>th</sup>, 29<sup>th</sup> (Tuesday/Thursday) Double Pinwheel **10**
- 28<sup>th</sup> (Wednesday) Bernina Club **11**
- 30<sup>th</sup>, October 5<sup>th</sup> (Friday/Wednesday) Snowman **12**

### October

- 1<sup>st</sup> (Saturday) Magic Tiles **13**
- 3<sup>rd</sup>, 13<sup>th</sup>, 17<sup>th</sup>, 20<sup>th</sup> (Monday/Thursday/Monday/Thursday) QuiltStart **14**
- 4<sup>th</sup>, 8<sup>th</sup> (Tuesday/Saturday) Bath Mat **15**
- 7<sup>th</sup>, 14<sup>th</sup> (Friday/Friday) Loosely Woven **16**
- 9<sup>th</sup> (Sunday) Art Quilts Basics **17**
- 11<sup>th</sup>, 25<sup>th</sup> (Tuesday/Tuesday) English Paper Piecing **18**
- 12<sup>th</sup> (Wednesday) Colour 2 **19**
- 15<sup>th</sup> (Saturday) Mystery Quilt Reveal **20**
- 15<sup>th</sup> (Saturday) Mystery Quilt - Quilters Joy **21**
- 15<sup>th</sup>, November 19<sup>th</sup>, December 10<sup>th</sup> (Saturday/Saturday/Saturday)  
Whimsical Garden Hand Appliqué **22**
- 16<sup>th</sup> (Sunday) Stained Glass **23**
- 18<sup>th</sup>, 29<sup>th</sup> (Tuesday/Saturday) Camden Bag **24**
- 19<sup>th</sup> (Wednesday) Bernina Club **28**
- 21<sup>st</sup>, 24<sup>th</sup> (Friday/Monday) By the Sea **29**
- 22<sup>nd</sup> (Saturday) Chatterbox **30**
- 23<sup>rd</sup> (Sunday) Making an Art Quilt **31**

### November

- 26<sup>th</sup>, November 18<sup>th</sup>, 21<sup>st</sup>  
(Wednesday/Friday/Monday) Bargello Heart **32**
- 27<sup>th</sup>, 31<sup>st</sup> (Thursday/Monday) Aura **33**
- 28<sup>th</sup>, November 4<sup>th</sup> (Friday/Friday) Winter Flowers **34**
- 30<sup>th</sup> (Sunday) Free Motion Machine Quilting **35**
- 1<sup>st</sup>, 5<sup>th</sup> (Tuesday/Saturday) Braque **36**
- 2<sup>nd</sup> (Wednesday) Colour 2 **19**
- 3<sup>rd</sup>, 10<sup>th</sup> (Thursday/Thursday) Tractors **37**
- 6<sup>th</sup> (Sunday) Dresden Plate **38**
- 7<sup>th</sup>, 25<sup>th</sup> (Monday/Friday) Tree Skirt **39**
- 8<sup>th</sup>, 15<sup>th</sup> (Tuesday/Tuesday) BQ **40**
- 11<sup>th</sup>, 12<sup>th</sup>, 13<sup>th</sup>, 14<sup>th</sup>  
(Friday to Monday) Snow is Here Retreat **41**
- 12<sup>th</sup> (Saturday) Chenille-it® Bias **42**
- 13<sup>th</sup> (Sunday) Clambake **43**
- 16<sup>th</sup> (Wednesday) Bernina Club **44**
- 17<sup>th</sup>, 24<sup>th</sup> (Thursday/Thursday) Whimsy Winter **45**
- 19<sup>th</sup> (Saturday) Mystery Quilt - Quilters Joy **21**
- 20<sup>th</sup> (Sunday) Sew Far Behind **46**
- 22<sup>nd</sup>, 29<sup>th</sup> (Tuesday/Tuesday) Colour Play **47**
- 23<sup>rd</sup> (Wednesday) Colour 2 **19**
- 26<sup>th</sup> (Saturday) Around the Square **48**
- 27<sup>th</sup> (Sunday) Spinning Wheel Runner **49**
- 28<sup>th</sup>, 30<sup>th</sup> (Monday/Wednesday) Merry Go Round **50**

### December

- 1<sup>st</sup>, 6<sup>th</sup>, 8<sup>th</sup>, 9<sup>th</sup>  
(Thursday/Tuesday/Thursday/Friday) QuiltStart **51**
- 3<sup>rd</sup> (Saturday) Log Cabin Bed Runner **52**
- 4<sup>th</sup> (Sunday) Sew Far Behind **53**
- 7<sup>th</sup> (Wednesday) Colour 2 **19**
- 10<sup>th</sup> (Saturday) Mystery Quilt - Quilters Joy **21**
- 14<sup>th</sup> (Wednesday) Bernina Club **54**
- ➔ 17<sup>th</sup> (Saturday) Customer Appreciation Day

## Saturday Savers

"plan"  
for  
great  
savings

### September

Sept. 3rd	Blenders	15%
Sept. 10th	Books and Patterns	15%
Sept. 17th	Fat Quarters Orphan Fat Quarters	4 for price 3 40%
Sept. 24th	Notions	15%

### October

Oct. 1st	Batiks	15%
Oct. 8th	Threads	15%
Oct. 15th	Flannels	15%
Oct. 22nd	Batting	10%
Oct. 29th	Bernina Accessories	15%

### November

Nov. 5th	Pre-cut Fabrics LC, JR, FS, CP	10%
Nov. 12th	Remnants	+15%
Nov. 19th	Fat Quarters	4 for price 3
Nov. 26th	Batiks	15%

### December

Dec. 3rd	Notions	15%
Dec. 10th	Flannels	15%
Dec. 17th	Kits	15%
Dec. 24th	Storewide (SRA)	15%

## YUCAN QUILT 2