



BEAR'S PAW QUILTS



100 - 2093 2nd Avenue, Whitehorse, Yukon, Canada Y1A 1B5
Phone: (867) 393-BEAR (2327) www.bearspawquilts.com
twitter @ BearsPawQuilts1 f Bears-Paw-Quilts



Class Sign-up day is January 7th
Classes fill quickly - don't be disappointed.

Happy New Year good customers & friends
(actually these two groups overlap 😊)

As always I would like to thank my staff for their fabulous assistance, I could not do this without you all. And I would like to thank my customers for being so supportive, locally owned shops would not survive without your participation. We really, really appreciate you.

So we are well into the term, all the classes that have been completed were very successful.

I love when you bring your completed quilts to show us and we can get photos on to our Facebook page. Please continue to do so; everyone really enjoys seeing them, locals, tourists that meet us in the summer and friends all over Canada and UK.

We always like to see other quilts, especially ones we have not had as classes, it is always an inspiration to see these projects and often piques our interest for future classes.

The Row by Row was phenomenally successful. We were kept busy all summer. In the end we sold 650 kits and gave away 800 patterns. We could not believe that they just kept coming in for more. If you came in during the summer you must have noticed that every single day we were cutting kit fabric, packaging kit fabrics, pricing kit packages and making free patterns. We were quite exhausted, but it was great. We will play the game again next summer, but last year's idea is a hard act to follow.

On that note when William and Kate came to visit in September. Vivian and I were out at the crack of dawn waiting to get a glimpse of the Royal couple and get a glimpse we did. I just happened to have in my pocket a completed Row by Row sample, ready labelled and



William was gracious enough to accept it as a gift. To say I was over the moon is putting it mildly, I was beside myself. Vivian kindly took a video of the conversation that Wills and I had. I like to think that my little quilt is hanging on the walls of the Palace! Please do not disillusion me; it is really hanging in the Palace.

Again this year we will have a Starting Bib at the Yukon Quest. Our number will be 10, let's hope it is a Canadian musher. Those who are keen on the Quest will be excited by this news, let's hope this year we actually get a musher that finishes the race. Good job it is a starting bib this year, so we will get a bit of exposure.

~Ruth and the staff of BPQ

New Term Sale

The **New Term Sale** is planned for the **12th and 13th of January** that is Thursday and Friday, straight after the sign-up.

This will help you with getting your fabric for the classes that you signed up for. We will start at 9:00am and finish at 7:00pm on both days. As usual the 50% will go down to 70% off, 30%



Bears-Paw-Quilts



will go down to 50% and there will be new 30% AND all the rest of the fabric in the shop will be 15% off. You can't get better than that. Followed by the Saturday Saver, we try to treat you well.

What's new at BPQ?

You must have seen that we have a new shop helper; **Faye Swerhun** is now part of our team. We are very pleased she decided to join us. No other changes in the shop staff. The teaching staff is the same (hurrah hurrah), but Pauline is having a break as she and Ted are building their new home, she will return as a teacher next term.

I have done a term of **Bernina Club**, after Joanne decided she needed a break. Thank you Joanne, for all the years of running this vital class. I can attest it is a whole heap of work, but I am really enjoying it.

You must have noticed that we have a lot of fabric leaning against the shelves, and it is all too easy to tap them with your shoes/boots. The marks from wet, snowy shoes mean that we have to waste about $\frac{3}{4}$ mt of fabric. For this reason we have been asking you to slip off your shoes if you are wandering around the shelves. As most people do this it keeps the carpet, clean and dry too. In class most people bring slippers or indoor shoes. We really appreciate your cooperation in this matter. If you feel you cannot do this then please be extra vigilant when moving around the shelves. Thank you so much.

Class Level Guide

In an attempt to guide you to the degree of difficulty in each class we have designated the following words:

BEGINNER




Those straight from QuiltStart would manage these classes and every other level are welcome, of course.

CONFIDENT



If you were an experienced sewer before QuiltStart this would be do-able, or if you have made a few quilts and you feel confident.

CHALLENGING



These require considerable experience in quilting, and will take time and patience. But you have to sew your first challenging quilt sometime.

This is only a guide to let you know what to expect from a class.

January

1. QuiltStart

with Ruth Headley

BEGINNER



This class is designed for those who have no experience in quilting, or for those who want to get back to basic skills. The class has two components: Introduction to Quilting where you learn about the basic equipment and materials needed as well as learning about your machine, and QuiltStart where you will make a table runner in the Rail Fence design. This class provides the rudiments of quilting and prepares you to work on any number of projects afterward. This class is comprised of 14 hours of class time and up to 4 hours of extra sewing to complete the project.

Introduction to Quilting:

Monday, January 9th 6:00pm-9:00pm

Class:

Monday, January 16th 6:00-9:30pm

Tuesday, January 17th 6:00-9:30pm

Wednesday, January 18th 6:00-9:30pm

\$65.00

2. Daytime QuiltStart

with Ruth Headley

BEGINNER



Please see description #1

Introduction to Quilting:

Monday, January 9th 6:00-9:00pm

Class:

Monday, January 23rd 10:00am-4:30pm

Tuesday, January 24th 10:00am-4:30pm

\$65.00

Class credits

We offer you the opportunity to earn $\frac{1}{2}$ price and even **free classes**. Each class you attend will give you points towards this goal. This is in addition to the free meters of fabric you can earn by using your BPQ fabric card.

3 points = $\frac{1}{2}$ price class

6 points = 1 free class

The points do not carry forward from one teaching session to the next, but your free class can be used or saved.

What the symbols mean

beginner/confident level class

1 point

challenging level class

$\frac{1}{2}$ point

3. 2016/17 Mystery Quilt Club

with Joanne Love

“Quilters Joy”

For those of you who are not familiar with mystery quilts — it is set up so you don't know what pattern you are making until the quilt top is done which adds to the excitement. As a Mystery Club Member you will receive 1 installment each month with clearly written instructions and full colour diagrams for 8 months for a true quilting adventure! You will have the option of picking your own fabrics or you can purchase a kit assembled exclusively for this event. Club members get together once a month to receive the next Mystery Installment of the top secret project that will not be revealed to you - because it's TOP SECRET! If you can't make a meeting, you can pick up your copy of the installment any time during regular business hours after the meeting date. Refreshments will be served while we chat. Come and join the fun while Joanne leads you through the secretive journey each month. Note, the MQ Club started in November.

Saturdays: January 14th; February 11th;
March 11th; April 1st

11:00am-12noon

\$25.00

Happy Quilting,
Joanne



4. Camden Bag

with Geana Hadley

This gorgeous bag is made using a new technique to create fabric tubes, handles, and general construction. The result is a very sturdy and beautiful bag. Here is an opportunity to use those big bold buttons you bought with no idea what you would do with them. The tubes are zigzagged together and there is also a bit of hand stitching. You will love the results.

Saturday, January 14th 1:00-4:30pm

Saturday, January 21st 9:00am-4:00pm

\$70.00 + pattern



5. Sew Far Behind

with Bernice Ovens

What an opportunity this is, a whole day to come to grips with some of those unfinished projects. It's quiet, lots of space, no distractions and a teacher on hand to help you work out those problems...and all for a fabulous price.

Sunday, January 15th 10:00am-4:00pm

\$20.00

Quilters without Borders



This group of quilters meets at Bear's Paw Quilts every Thursday from 10am to 2pm to make quick quilts to donate to those in need. Come in and sew with us.

6. Sweet Tweets

with Terry Funk

This class will use fusible applique and a great free motion quilting technique on tiny adorable projects. As the designer says, “Simple stitches, Whimsical birds”. You can choose from any of the projects in the book and we'll get most of the way through it in one evening.

Thursday, January 19th 6:30-10:00pm

\$30.00 + pattern



7. Buggy Wheels

with Joanne Love

Calling all Barn Chicks — well sort of. This is a traditional pattern by Buggy Barn and it is perfect for using up leftover scraps of fabric from previous quilt projects. I am sure many of us have scraps that they can't toss and don't know what to do with them. This class is great for quilters of all levels and a project where you can use small pieces of fabric or yardage — it all depends on how much time you want to spend on prep work. We will get together to discuss - fabric selection, various options to construct accurate half square triangles and what you need to get done before the class. This way you will have several weeks to construct as many of the half square triangles that you can and be ready to enjoy a full day of sewing.

Fabric Selection & Prep Work Instructions:

Friday, January 20th 6:00-8:00pm

Sunday, February 19th 10:00am-5:00pm

\$70.00 + pattern




8. Chip Set

With Karen Berrel

Use some of that beautiful directional fabric that you weren't quite sure what to do with! In this piece of modern art you will be doing some simple straight piecing, a bit of curved piecing and some applique, resulting in a fabulous piece of modern art. Great to show off by hanging at the office, or colour coordinate for any room in your house.

Sunday, January 22nd 9:00am-4:00pm

\$55.00 + pattern





9. Rock n' Jelly Roll Runner

with Laurie Jacobsen

BEGINNER

✂️ This fun table runner uses 16 orphaned jelly roll strips and a background/border theme fabric. Strip sets and templates make construction quick and easy. If you didn't get a chance to take *Greased Lightning*, this is a similar pattern by the same designer. Can easily be made longer.

Monday, January 23rd 6:30-10:00pm

Tuesday, January 24th 6:00-9:30pm

\$55.00 + pattern

10. Bernina Club

with Ruth Headley

BERNINA OWNERS

BERNINA

In this class you will be making a small project that enables you to feel more comfortable with your wonderful machine. It is especially useful for new owners who get a free year membership if you bought your machine at BPQ. The nominal \$15 kit fee is required for all others. Everyone who owns a Bernina, however long you have had it is more than welcome to attend. Every month you need to sign up once you see the project and we have the sign up sheet ready.

Wednesdays: January 25th; February 22nd;

March 29th; April 26th

12:30-3:30pm or 6:00-9:00pm **note change of time*

Kit Fee: \$15.00 (after first year)

11. Colour 1

with Dianne Hart

BEGINNER

✂️ Join us for an evening of fun as we play with fat quarters to explore colour families, intensity, tone and texture. This introductory colour theory course, designed by Karen Mills, is perfect for beginner and advanced quilters. Join us and see how to add a little colour pizzazz to your quilts.

Thursday, January 26th, 6:00-9:30pm

\$30.00



YOU help to sustain our community
THINK LOCAL
buy local
Local business owners are your friends & neighbours
Local business owners live, work and pay taxes here
Money spent local stays local
Shopping locally reduces energy consumption and cost
It is good for the environment
Local business owners care about the vibrancy of downtown
make this a better place to live
help make our town unique

12. Escher Steps

with Ruth Headley


CONFIDENT

✂️ I have always been enamoured with the drawing of Escher and so when I saw this quilt it was a no brainer, I just had to make one and teach it. It is an optical illusion and done in the black and white of his drawings I am sure you too will be taken by the design. It is not really a very difficult quilt; just accurate piecing is essential. As always I made a size alteration and mine is a bit smaller so it is a wall hanging. Come and join me in this class.

Friday, January 27th 6:30-10:00pm

Monday, January 30th 6:00-9:30pm

\$55.00 + pattern



13. Sew Together Bag

with Judy Gibbons

CONFIDENT

✂️ You've seen them around, the clever little bags with all the zippers (four!)... join us for a day and make one for yourself. Don't be intimidated by all the zippers because this lovely project goes together quite nicely while you learn a few construction techniques. Class is suitable for confident beginners and beyond.

Saturday, January 28th 9:00am-4:00pm

\$55.00 + download pattern



14. Stargazing

with Vivian Bales

BEGINNER

✂️ A Cozy Quilt Designs quilt that utilizes 2 1/2 inch strips. The quilt blocks go together like a dream and create a fun quilt in many sizes.

Sunday, January 29th

10:00am-5:00pm

\$55.00 + pattern



15. Twirling Tulips

with Dianne Hart

CONFIDENT

✂️ During the cool winter nights, add a little spring to your quilting with Twirling Tulips. This pattern combines machine piecing and paper piecing to create these vibrant tulips. This pattern provides measurements for sizes twin to king. Smaller sizes can easily be made by adjusting the number of squares. The points and shapes come together easily when you know the tips for success. This course is good for a confident beginner as all sewing is in straight lines. Join us for an early Spring ☺

Tuesday, January 31st 6:00-9:30pm

Tuesday, February 7th 6:00-9:30pm

Tuesday, February 21st 6:00-9:30pm

\$70.00 + pattern



February

16. Colour 2 – Colour Harmony Sampler

with Dianne Hart

For those who have completed Colour 2-Part 1, join again in January for the last 5 sessions. Each month a different colour harmony will be explored through classroom discussion, fat quarter play and shared learning. Sew your block at home and share your success with the class next month. At the end of the sessions, you will have completed a sample quilt exploring your selected colour. Pre-requisite: a beginner colour theory course and completion of Colour 2-Part 1.

Thursday, February 2nd

6:00-9:30pm *Class 5: Triple Complementary*

Thursday, March 2nd

6:00-9:30pm *Class 6: Spaced*

Thursday, March 23rd

6:00-9:30pm *Class 7: Triad*

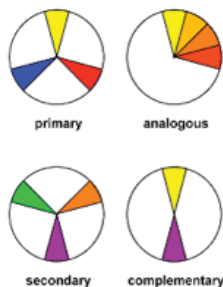
Thursday, April 27th

6:00-9:30pm *Class 8: Tetrad*

Thursday, May 11th

6:00-9:30pm *Class 9: Main colour + many*

\$95.00 for 5 sessions



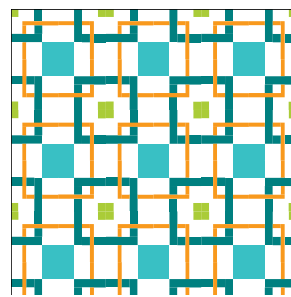
17. Linked In

with Terry Funk

This is a great pattern using precise cutting, piecing and pressing skills to make the over and under links pop out. Make it modern with solid colours or use a large print that you don't want to cut up for your background. 74" x 74"

Saturday, February 4th 9:00am-4:00pm

\$55.00



Have you noticed how many teachers mention colour choice in their write-ups for classes?

Colour 2 - Colour Harmony Sampler

is a fabulous class AND it concludes with a quilt. Not just random blocks but an actual bed quilt! See how colour choices affect the look of just one block pattern. Sign up for Colour 2 and learn to be braver in your colour choices.

Sign-up for class #16 and colour your world!



we've got it!

BERNINA 740

comfortable • intuitive • inspiring

- Extra-Long Freearm
- Colour touch screen
- BERNINA Dual Feed
- Total Stitch Control
- BERNINA 9 Hook

BERNINA⁺

made to create



BERNINA 350-PE

highest precision + Swiss quality
= unbeatable price/performance ratio!

BERNINA 380

vast range of features and functions
– the top model of the 3 Series.

BERNINA 570-QE

all-rounder for sewing,
quilting and embroidery



Beautiful design.
Quality you'll love.
A lifetime of inspiration.

BEAR'S PAW
QUILTS



We are your Bernina source.

18. Free Motion Quilting Sampler

with Joanne Love

Free motion quilting doesn't have to be scary. This class is all about free motion quilting and is designed for all levels - novice to experienced quilters. Once we go over the free motion quilting basics of set up, essential supplies, preparing your machine and just getting comfortable - we will spend the day trying out a variety of quilting designs whether it is simple shapes, fillers or feathers, you decide. Joanne will provide an assortment of designs for all skill levels and she will share her knowledge and tips for achieving good results. Since you will be working on practice pieces, you will have the freedom to experiment and find quilting designs that work for you. You can then turn these practice pieces into a quilting sampler. Either way, you will walk away from the class with samples of quilting designs that can be used in future quilts and ready to tackle your projects with new found self confidence. Great for repeat students who would like to add more quilt patterns to their sampler.

Sunday, February 5th 10:00am-5:00pm
\$55.00 + book (Assortment of books available)

19. QuiltStart

with Ruth Headley

Please see description #1

Introduction to Quilting:

Monday, February 6th 6:00-9:00pm

Class:

Monday, February 13th 6:00-9:30pm

Tuesday, February 14th 6:00-9:30pm

Wednesday, February 15th 6:00-9:30pm

\$65.00

20. Hooterville

with Dianne Gale

Owl be teaching a class on machine quilting. Don't like cutting out all of those tiny pieces, but can't resist this adorable quilt? Don't worry. All of the applique pieces are cut out and have the fuseable already on the back. Isn't that a hoot?

Wednesday, February 8th 6:30-10:00pm

Friday, February 17th 6:00-9:30pm

\$55.00



21. Modern Rail Fence Pillow

with Judy Gibbons

Join us and try this clever variation of the Rail Fence pattern. We will bend the rules, ignore perfect (or any!) points and make a pillow while learning this very adaptable technique. Once you have made one, you will be sure to make more. Beginner quilter friendly.

Thursday, February 9th 6:30-10:00pm

Friday, February 10th 6:00-9:30pm

\$55.00




22. My Whimsical Quilt Garden – Appliqué Wrap Up

with Joanne Love

Well we have worked on the project for several months now and it is time to consider putting your completed blocks together. There are 17 whimsical blocks to choose from - you decide the size of quilt you want to make. This is an opportunity for participants to get together and discuss the next steps. Joanne will answer any questions you have about this pattern and demonstrate techniques you need a refresher on.

Saturday, February 11th 1:00-4:00pm

\$30.00



23. Sew Far Behind

with Vivian Bales

Please see description #5

Sunday, February 12th 10:00am-4:00pm

\$20.00

24. Pacific Reflections

with Linnea Castagner

This is perfect for a Jelly Roll or you can use your stash, but you do need to have a good contrast between the lights and the darks so that it looks at its best. It is a fairly easy quilt but you do need to be able to sew a consistent 1/4 inch seam as you have a lot of seams to match.

Thursday, February 16th 6:30-10:00pm

Monday, February 20th 6:00-9:30pm

\$55.00 + pattern



Let your stitching be the star!



BPQ stocks these great threads:
Aurifil • King Tut
Mettler
Marathon • Superior

25. Lucky Stars

with Ruth Headley

BEGINNER

✂️ This is such a lovely quilt to make, uses fat quarters and the pattern has requirements for all the sizes, from kids to king. Mine will be a lap quilt.



The stars are floating so that makes it easier for the beginners in the class, small errors just don't show. Ideal for beginners who have completed QuiltStart and want to make their first largish quilt. There is only one block to learn so that makes it ideal for a single day.

Saturday, February 18th 9:00am-4:00pm
\$55.00 + pattern

26. Bernina Club

with Ruth Headley

BERNINA OWNERS

Please see description #10

Wednesday, February 22nd

12:30-3:30pm or 6:00-9:00pm

Kit Fee: \$15.00 (after first year)

BERNINA

27. Birthday Retreat

with Passionate Quilters

ALL LEVELS

Fourteen years... I have been running the shop for 14 years, can you believe it? Some of you have been with me since the beginning, both customers and staff. Who would have believed that we would still be inspired, energetic, enthusiastic and in love with quilting after all these years.



The retreat starts on Thursday after the shop closes, Friday is a Stat. holiday and we quilt behind locked doors and then we open again on Saturday with a birthday cake made by Mary-El Kerr my friend who runs Fine Food and Catering.

Sign up quickly on sign-up day, as we do not have a lot of space. Caterers feed us so we can concentrate on the matter in hand - quilting!!

Thursday 6:00pm-Sunday 3:00pm

February 23rd-26th

\$130.00-ish - (Fireworks will be lit to celebrate our birthday!!) ☺



Judy Gibbons
Hand Dyed
Fabrics

**BEAR'S PAW
QUILTS**



grab a
rainbow
☺



28. Sunrise/Sunset (aka Icy Waters)

with Ruth Headley

BEGINNER

✂️ This paper-pieced project is pretty dramatic.

The fabric is precut so that the stitching goes really fast. The pattern was in blues, hence the Icy Waters name, but I went for orange and yellow, so you get to see 2 completely different colourways. It is an excellent introduction to paper piecing, a technique that I have always loved. Once you get the hang of it you will love it too.



A lap quilt or even better as a large wall hanging.

Tuesday, February 28th 6:30pm-10:00pm

Tuesday, March 14th 6:00-9:30pm

\$55.00 + book

March

29. Waffle Time Table Runner/Wall Hanging

with Laurie Jacobsen

BEGINNER

✂️ Do you have a beautiful fabric you can't bear to cut up? Or a piece of fabric art bought on your last holiday? This simple pattern will get it out of storage, to be admired by all. A three colour, geometric border allows the focus fabric to take center stage in your table runner or wall hanging. Use a binding or choose an art quilt facing to finish your project.

Wednesday, March 1st 6:30-10:00pm

Friday, March 3rd 6:00-9:30pm

\$55.00 + pattern



30. Charm Pack Cathedral Windows

with Dianne Hart

CONFIDENT

There are several ways to achieve the "Cathedral Window" design. The traditional way can be quite complicated and tedious. This course will teach you how to easily create this design using charm packs (5" squares). It is a quilt-as-you-go pattern that is all machine stitched. On my first try, I was able to complete this table topper in one day. This class is good for a confident beginner.



Saturday, March 4th 9:00am-4:00pm
\$55.00 + pattern

31. Vanilla Latte

with Joanne Love

BEGINNER

This is one of my favorite quilts so I had to offer it again for those of you who missed it.

Do you need to make a quick quilt but get stressed with the thought of choosing the right fabric? Moda Layer Cakes are the perfect treat for any quilter. Each Layer Cake includes forty different 10-inch squares - just the thing for a quick quilt that looks like you spent a lot of time choosing fabrics that are perfectly coordinated. With the addition of a background and border fabric you can make this lap sized quilt in no time at all and don't have to worry about leftover fabric.



Sunday, March 5th 10:00am-5:00pm
\$55.00 + book

32. Freestyle Stars

with Dianne Gale

BEGINNER

This quilt is easy and fun. It works up really quickly and doesn't have any tricky seams. Using the Wedge template, a layer cake, and a bit of yardage, the stars will magically appear.



Monday March 6th 6:30-10:00pm
Monday March 13th 6:00-9:30pm
\$55.00 + pattern



- * Raven
- * Moose
- * Bear

"Yukon Company"
Collection
fabric panels
now available at:

BEAR'S PAW
QUILTS



33. Fractured

with Terry Funk

CONFIDENT

This quilt is from a great book that gives a contemporary twist on an old favorite pattern, Irish Chain. We'll use a fun technique to make the two blocks in the design. You'll need a great background and 12 quarter meters or 12 fat quarters. 72" x 84"



Tuesday, March 7th 6:30-10pm
Thursday, March 9th 6:00-9:30pm
\$55.00 + book

34. Sweetwater Jelly Roll

with Linnea Castagner

BEGINNER

Easy, easy, easy... this is such a clever quick method. By the time you have sewn the strips together it is already quilted. Now you can use those Jelly Rolls/Bali Pops that you bought on a whim and that are sitting in your quilt space waiting.

A fabulous cuddly lap quilt.

Wednesday, March 8th
6:30-10:00pm
Wednesday, March 15th
6:00-9:30pm
\$55.00 + pattern



35. Trifector

with Ruth Headley

CONFIDENT

This one is easier than it looks. It starts with strip piecing and then you cut large triangles and stitch them together to produce a really fantastic looking quilt.

As there is a lot of strip piecing, you need to be confident in your 1/4 inch seam, but the result will be well worth it. Choose your basic colour and then pick 15 fabrics, it was such fun roaming the shop and my stash to get them.

Friday, March 10th 6:30-10:00pm
Tuesday, March 21st 6:00-9:30pm
Tuesday, April 4th 6:00-9:30pm
\$70.00 + pattern



Pine Tree Quilters

- Reasonable membership fees
- Mystery Quilts
- Monthly Retreats
- Mini Workshops

We invite new and 'seasoned' quilters, alike to inquire about joining our fun quilting group.

Call Dianne Gale @ 322-0180 for more information.

All About BPQ Retreats

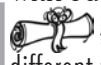
It has evolved over the years that we do early sign-up for our Quilt Retreats. Rather than waiting for class sign-up days in January and September, we begin the sign-up for these coveted getaways earlier. Don't despair, we have a board up in the shop to let you know when sign-up will begin. Keep your eyes open for registration.

Location	Sign-up begins	Retreat Date
Haines Junction	mid-October	April
Haines Junction	mid-June	September
Inn on the Lake	June	mid-November
BPQ Birthday	January	late-February
Longest Day	April	late-June

36. Improv Cross Quilt

with Judy Gibbons

BEGINNER

 This is a bit of a different technique to try. Fun and laid-back 'improv' piecing results in a stunning quilt. While made with just one block, no two are exactly the same!

This is a good quilt for beginners and experienced quilters alike looking to branch out into the non-traditional.

Saturday, March 11th 1:00-4:30pm
Sunday, March 19th 10:00am-5:00pm
\$55.00 + pattern



37. Sew Far Behind

with Ruth Headley


Please see description #5

Sunday, March 12th 10:00am-4:00pm
\$20.00

38. Raggy Quilts

with Ruth Headley

BEGINNER

 We have new flannels coming all the time and some easy patterns to make using this technique. We need a prep night so we are all on the same page in the cutting and then we can start stitching in the second part of the class.

Thursday, March 16th 6:30-9:30pm
Sunday, March 26th 10:00am-5:00pm
\$70.00 + pattern



39. Camden Bag

with Geana Hadley

BEGINNER

 Please see description #4

Friday, March 17th 6:30-10:00pm
Saturday, March 25th 9:00am-4:00pm
\$70.00 + pattern

40. Opposites Attract

with Vivian Bales

BEGINNER

 Discover how easily positive and negative blocks come together to make a beautiful quilt.


Saturday, March 18th
9:00am-4:00pm
\$55.00 + pattern



41. Seminole Piecing

with Laurie Jacobsen

CONFIDENT

 Seminole strip piecing is back! If you didn't get a chance to try this technique in the 80's or 90's, now is your chance to learn how to produce the intricate patterns the Seminole people use to decorate their clothes. Accurate 1/4" seam allowances are important; simple cutting, shifting and stitching will make a dramatic table runner.

Monday, March 20th 6:30-10:00pm
Wednesday, March 22nd 6:00-9:30pm
\$55.00 + pattern



42. Shattered

with Karen Berrel

CONFIDENT

 This piece literally looks like shattered glass. Choose two complementary colours, and some scrappy looking background fabrics (or one background colour as I have done). You will be learning Karla Alexander's stack and shuffle technique, as well as how to do partial seams. I absolutely love Karla Alexander's patterns — she puts the "fun" in funky!

Friday, March 24th 6:30-10:00pm
Friday, March 31st 6:00-9:30pm
\$55.00 + pattern




Behind every quilter... is a huge pile of fabric.



43. Chain Reaction

with Ruth Headley

BEGINNER

 This is a modern quilt and can be made as a table runner or a bed runner - guess which I will make. I just love bed runners, for the summer, they look so dramatic laying on a white sheet or duvet. The pattern shows it with a white background but we all seem to love doing dark instead.

Monday, March 27th 6:30-10:00pm

Thursday, March 30th 6:00-9:30pm

\$55.00 + pattern

44. Bernina Club

with Ruth Headley

BERNINA OWNERS

Please see description #10

Wednesday, March 29th

12:30-3:30pm or 6:00-9:00pm

Kit Fee: \$15.00 (after first year)

BERNINA+

April

45. Sew Far Behind

with Joanne Love

Please see description #3

Sunday, April 2nd 10:00am-4:00pm

\$20.00

46. QuiltStart

with Ruth Headley

BEGINNER

 Please see description #1

Introduction to Quilting:

Monday, April 3rd 6:00-9:00pm

Class:

Monday, April 10th 6:00-9:30pm

Tuesday, April 11th 6:00-9:30pm


Wednesday, April 12th 6:00-9:30pm

\$65.00

47. Stir Fry

with Vivian Bales

BEGINNER

 Are you ready for a stash buster quilt? Mix up all those wonderful fat quarters you have been collecting. As with any stir fry, a little bit of this and a little bit of that make for a yummy dish (quilt).

Sunday, April 9th

10:00am-5:00pm

\$55.00 + pattern



We Have Gone Green

Bring your own cloth bags with you
- or even better, make one to use. We have patterns too!



Retreat fun in Haines Junction



48. Snow be Gone Retreat

with the Keen and Happy Quilters

We always hope that we will have fabulous spring weather and this makes the views even more spectacular. We start on Thursday morning and work our way through the weekend, eating, stitching, playing, stitching, socializing and having a great time.

For the sign up for this and all other retreats please find the info in this newsletter. We generally sign up months before so that the working customers can organize time off. It is all so good for us, we get away from home but not too far away, we get to meet new people but already know most of them, we relax and have no household duties to distract us...AND we get tons of stitching done and projects finished over the 4 days. We always come away with more inspiration to do yet another quilt.

Thursday, 9:00am to Sunday, 3:00pm

April 20th - 23rd

\$150.00 (cost approx. hotel rental extra - The evening meals are provided and I book the hotel, which gives us a great deal, cost depends on the number of people per room.)

49. Bernina Club

with Ruth Headley

BERNINA OWNERS

Please see description #10

Wednesday, April 26th

12:30-3:30pm or 6:00-9:00pm

Kit Fee: \$15.00 (after first year)

BERNINA+

May/June

50. Longest Day Retreat

Can't wait until fall? Join us in the shop for this fun retreat. Potluck food.

Thursday, 9:00am to Sunday, 3:00pm

June 15th - 18th

\$100.00-ish

Bonnie Gouvin

Bitchin Stitchin
Quilting Service

17 Bamboo Crescent
Whitehorse, YT
Y1A 4Z7
(867) 334-7522
bonnie.gouvin@yahoo.com

That Crazy Sew n Sew!

Long arm Quilting Services

Dianne Gale

Phone: 867-322-0180
E-mail: swampgirl@familygale.com

**EMPRESS CUSTOM
QUILTING**

JANET SPINKS
11 CLODBERRY LANE
WHITEHORSE, YUKON
Y1A 5W5
867-333-0951

Love Quilting
Creative Design & Custom Quilting

Joanne Love
44 MacPherson Rd
Whitehorse, Yukon Y1A 5S4
(867) 335-3330
lovequilting@northwestel.net

Thelma's Quilts
Beautiful, high-quality
handmade quilts

e: thelmasquilts@gmail.com
c: 867-456-7038

* Requests for custom quilts are welcome *

**Celtic
Quilter**

Long arm
machine quilting
pantograph
freehand
custom

you create it and I'll quilt it!

danae moore
phone: 867.667.7827
cell: 867.333.0233
danaemoore@live.com

**Just like
piecing...
but not
quilting?
Here's a
way to
get those
projects
finished.**

MAPLE LEAF
Quilting Company Ltd.

156 Sunset Manor
Cochrane, Alberta T4C 0N2
587-777-5992
info@mapleleafquilting.com
www.mapleleafquiltingcompany.com

Bear's Paw Quilts - Workshop Policies

Classes are open on a first come basis. When a class fills up quickly, we often put people on a wait list and schedule another class.

We request that you leave babies and children at home when you come to a class. Teens are welcome in all our classes.

You are not officially registered until you have paid. GST will be added to class cost. You may pay for a class with Visa, MC, debit card, cash or use your class points.

Cancellation: In the event you cannot attend a class that you have paid for, we will issue credit or transfer you to another class if we receive 7 days notice. If we receive less than 7 days notice, we will give you class handouts, but no refund can be given.

Class Minimum: Normally a class must have 3 students.

Sewing Machines: Please bring your own machine in good working order. An instruction manual for the machine is essential. Don't forget to bring extra machine needles. BPQ does have Bernina sewing machines for rent - see our Sewing Machine Rental Policy.

Supply Lists: are available for each class at the time of registration. Read it carefully and bring everything on the list.

Place: All classes are in the BPQ classroom. Ironing boards and irons are provided. 2 large cutting mats are provided. Please bring anything else you may need, and label all your personal equipment.

Bear's Paw Quilts - Sewing Machine Rental Policy

- ◆ In the interest of encouraging beginners to quilt, Bear's Paw Quilts has purchased Bernina Activa 230's that are available for rent.
- ◆ Cost of machine rental is \$30 per day or \$15 for half a day **or less.**
- ◆ The rental machine must be booked and paid for at the time of class registration. In the event you wish to cancel either the machine rental or the class, you will recover full credit for your payment only if we receive the cancellation **7 days before the class date.**
- ◆ At the time you book the sewing machine, you must make an appointment for a brief instruction on the use of the machine.
- ◆ The machine is kept on the shop premises at all times. You may not take it home.
- ◆ You must provide your **own thread, machine needles**, personal sewing equipment and supplies. Any bobbins that you use must be left with the machine at the end of the rental period.

Very Important Days

January

4th (Wednesday) shop re-opens
 7th (Saturday) Sign-up day
 9th, 16th, 17th & 18th
 (Monday/Monday/Tuesday/Wednesday) QuiltStart **1**
 9th, 23rd & 24th (Monday/Monday/Tuesday) Daytime QuiltStart **2**
 14th (Saturday) Mystery Quilt **3**
 14th & 21st (Saturday/Saturday) Camden Bag **4**
 15th (Sunday) Sew Far Behind **5**
 19th (Thursday) Sweet Tweets **6**
 20th & February 19th (Friday/Sunday) Buggy Wheels **7**
 22nd (Sunday) Chip Set **8**
 23rd & 24th (Monday/Tuesday) Rock and Roll **9**
 25th (Wednesday) Bernina Club **10**
 26th (Thursday) Colour 1 **11**
 27th & 30th (Friday/Monday) Escher Steps **12**
 28th (Saturday) Sew Together Bag **13**
 29th (Sunday) Stargazing **14**
 31st, February 7th & 21st
 (Tuesday/Tuesday/Tuesday) Twirling Tulips **15**

February

2nd (Thursday) Colour 2 **16**
 4th (Saturday) Linked In **17**
 5th (Sunday) Machine Quilting **18**
 6th, 13th, 14th & 15th
 (Monday/Monday/Tuesday/Wednesday) QuiltStart **19**
 8th & 17th (Wednesday/Friday) Hooterville **20**
 9th & 10th Thursday/Friday) Modern Rail Fence Pillow **21**
 11th (Saturday) Mystery Quilt **3**
 11th (Saturday) Whimsical Garden **22**
 12th (Sunday) Sew Far Behind **23**
 16th & 20th (Thursday/Monday) Pacific Reflections **24**
 18th (Saturday) Lucky Stars **25**
 22nd (Wednesday) Bernina Club **26**
 23rd, 24th, 25th & 26th
 (Thursday evening to Sunday) Birthday Retreat **27**
 28th & March 14th (Tuesday/Tuesday) Sunrise/Sunset **28**

March

1st & 3rd (Wednesday/Friday) Waffle Time **29**
 2nd (Thursday) Colour 2 **16**
 4th (Saturday) Cathedral Windows **30**
 5th (Sunday) Vanilla Latte **31**
 6th & 13th (Monday/Monday) Freestyle Stars **32**
 7th & 9th (Tuesday/Thursday) Fractured **33**
 8th & 15th
 (Wednesday/Wednesday) Sweetwater Jelly Roll **34**
 10th, 21st & April 4th
 (Friday/Tuesday/Tuesday) Trifector **35**
 11th (Saturday) Mystery Quilt **3**
 11th & 19th (Saturday/Sunday) Improv X **36**
 12th (Sunday) Sew Far Behind **37**
 16th & 26th (Thursday/Sunday) Raggy Quilts **38**
 17th & 25th (Friday/Saturday) Camden Bag **39**
 18th (Saturday) Opposites Attract **40**
 20th & 22nd (Monday/Wednesday) Seminole Runner **41**
 23rd (Thursday) Colour 2 **16**
 24th & 31st (Friday/Friday) Shattered **42**
 27th & 30th (Monday/Thursday) Chain Reaction **43**
 29th (Wednesday) Bernina Club **44**

April

1st (Saturday) Mystery Quilt **3**
 2nd (Sunday) Sew Far Behind **45**
 3rd, 10th, 11th & 12th (Monday
 /Monday/Tuesday/Wednesday) QuiltStart **46**
 9th (Sunday) Stir Fry **47**
 20th, 21st, 22nd & 23rd
 (Thursday-Sunday) Snow Gone Retreat **48**
 26th (Wednesday) Bernina Club **49**
 27th (Thursday) Colour 2 **16**

May ...

11th (Thursday) Colour 2 **16**
 June 15th, 16th, 17th & 18th
 (Thursday-Sunday) Longest Day Retreat **50**

Saturday Savers

"plan"
for
great
savings

January			March		
7th	Books and Patterns	15 %	4th	Pre-cut Fabrics LC, FS, JR, CP	10%
14th	Fat Quarters	4 for the price of 3	11th	Remnants	add 15%
21st	Notions	15%	18th	Bernina accessories	15%
28th	Flannels	15%	25th	Notions	15%
February			April		
4th	Batiks	15%	1st	Fat Quarters	4 for the price of 3
11th	Blenders	15%	8th	Batiks	15%
18th	Threads	15%	15th	Closed for Holiday	
25th	Batting	10%	22nd	Flannels	15%
Will work for fabric!			29th	Remnants	add 15%