


BEAR'S PAW QUILTS



100 - 2093 2nd Avenue, Whitehorse, Yukon, Canada Y1A 1B5
Phone: (867) 393-BEAR (2327) www.bearspawquilts.com
twitter @ BearsPawQuilts1 f Bears-Paw-Quilts



Welcome Back

We missed you - our local quilters, though we really had no time to dwell on your absence as the tourists and visitors to town kept us hopping. It is always pleasant to chat with new people, find a connection, hear about their travels, and watch their amazement at the variety of ideas and fabrics that we have in the shop.

Row by Row started on June 21st and although it was a stat holiday I decided to stay open for the customers that had been waiting for the start. Not quite as crazy as last year, but it was still successful. Amazingly we have made new kits for last year's project and sold a good number of them. Who would have thought! If you are interested in the Row by Row from any shop you have to go visit it before Labour Day. After that all sales are suspended until November 1st. This year the theme is **On The Go**. I did an art quilt, which freaked out some of the customers, but it was great fun to design, sew and kit. I am already waiting for the announcement of next year's theme, which will not be revealed until the fall. It takes me a while to decide on a technique.

And so to news of the **Carcross Commons** adventure. I hope that all of you managed to visit Carcross this summer. There are about 20 retail outlets there, we called ourselves **Bear's Paw Quilt Pop-Up Shop**. We were actually housed in a 1/4 of a seacan (the big containers that are loaded onto freight ships). Divide one of those by 4 and you get a very small shop. We organized and reorganized and managed to cram in a lot. It was a slow start but once we got going it was very successful. I was super lucky to get **Judy Pakozdy** and **Marg Blewitt**, who both live in Carcross to run the shop. We were open 7 days a week and I did a few days. I really enjoyed doing it and so did Judy and Marg, they were both wonderful and I mean **WONDERFUL**. Drove me crazy with the

constant need for more stock, but that is what it is all about. The "product" that we made during the winter (zipper bags, note holders, machine mats etc) were slow to start but once the tourist really started flowing they flew off the shelf.

The many **panels** that were available this year have pushed me into designing quilts to use them to show them at their best. I need to start thinking of new ideas ready for next year. If you like panels you should come in quickly as I am running out of the popular ones. Also you may have seen our extensive variety of **Northern Sky fabrics**, especially the actual Northern Lights fabrics. I showed them on the Facebook page for you to see.

This summer we said goodbye to **Cathryn Paish**, she was only in our team for a short while but it was great to have her in the shop. She has been a regular in classes, especially Sew Far Behind, she hardly ever missed one over the years. She has moved to the island to be closer to her family. Thank you Cathryn.

Other than that there has been no change in the shop staff, thank goodness, what ever would I do without you all. So I say again **thank you staff** we couldn't be as successful as we are without all your work and effort.

The teaching staff are slightly altered, **Dianne Gale** is having a term off, and **Dahn Casselman** is too. Hope you are both back next term. All of us love the variety of techniques and ideas that are chosen every term, I for one love to see the samples and wish I could attend all the classes. **Thanks teachers** for being forward looking and so inspiring.

Also I need to say thank you to all our loyal customers. I am so grateful that you believe in buying locally. Without your support we would soon be in trouble.

~Ruth and the staff of BPQ

Customer Appreciation Day & Winter Challenge

We have designated Saturday, December 16th as our **Customer Appreciation Day**. There will be food and prizes and a reduction of 15% on all the stock. Good time to get those last minute gifts. Also this is when we judge the **Winter Challenge**.

Last years theme was "Row by Row Altered" and sadly it was poorly supported. This year we made it easy; **Green and/or Red** is this year's main theme. We will also have a display and competition of **Row by Row**. Any number of rows together, mix the years, any size...I hope this will inspire you to sew some of your favourite rows. Please think about joining in, it is all in the participation. Nothing happens if no one plays the game. ☺ Of course prizes will be awarded and judged by viewers choice. Come and join us on **December 16th** for all the fun.



Bears-Paw-Quilts



Class Level Guide

In an attempt to guide you to the degree of difficulty in each class we have designated the following words:

BEGINNER



Those straight from QuiltStart would manage these classes and every other level are welcome, of course.

CONFIDENT



If you were an experienced sewer before QuiltStart this would be do-able, or if you have made a few quilts and you feel confident.

CHALLENGING



These require considerable experience in quilting, and will take time and patience. But you have to sew your first challenging quilt sometime.

This is only a guide to let you know what to expect from a class.

Quilters without Borders



This group of quilters meets at Bear's Paw Quilts every Thursday from 10am to 2pm to make quick quilts to donate to those in need. Come in and sew with us.

Pine Tree Quilters



- Reasonable membership fees
- Mystery Quilts
- Monthly Retreats
- Mini Workshops

We invite new and 'seasoned' quilters, alike to inquire about joining our fun quilting group.

Call Dianne Gale @ 322-0180 for more information.

What's new at BPQ?

Winter Challenge

- ❖ The themes are "Green and/or Red" OR "Row by Row".
- ❖ The item can be made using any technique: from machine to hand to art quilt.
- ❖ It may be any size.
- ❖ All entries are anonymous.
- ❖ Labels should be hidden.
- ❖ Entries must be in by Friday, December 15th.
- ❖ The entry fee is a few items for the Food Bank, let's see how big a pile we can make.
- ❖ Photos will be on BPQ Facebook site, as will be the results.
- ❖ Voting will begin at the Customer Appreciation Day and continue until midweek.
- ❖ prizes awarded from viewers votes.

Please support us and participate.

September

1. QuiltStart

with Ruth Headley

BEGINNER



This class is designed for those who have no experience in quilting, or for those who want to get back to basic skills. The class has two components: Introduction to Quilting where you learn about the basic equipment and materials needed as well as learning about your machine, and QuiltStart where you will make a table runner in the Rail Fence design. This class provides the rudiments of quilting and prepares you to work on any number of projects afterward. This class is comprised of 14 hours of class time and up to 4 hours of extra sewing to complete the project.

Introduction to Quilting

Wednesday, September 6th 6:00-9:30pm
Class

Monday, September 18th 6:00-9:30pm

Tuesday, September 19th 6:00-9:30pm

Thursday, September 21st 6:00-9:30pm
\$65.00



Christmas Day is

Monday, December 25th.

We will close on Saturday the 23rd, and be giving a 15% discount storewide.

Don't let your guys be surprised by Christmas - tell them!

2. Daytime QuiltStart

with Ruth Headley

BEGINNER

 Please see description #1

Introduction to Quilting

Wednesday, September 6th 6:00-9:30pm

Class

Monday, September 18th 9:30am-4:00pm

Tuesday, September 19th 9:30am-4:00pm

\$65.00

3. Sew Far Behind

with Joanne Love

What an opportunity this is, a whole day to come to grips with some of those unfinished projects. It's quiet, lots of space, no distractions and a teacher on hand to help you work out those problems...and all for a fabulous price.

Sunday, September 10th 10:00am-4:00pm

\$20.00

4. Colour 1

with Dianne Hart

ALL LEVELS

 Join us for an evening of fun as we play with fat quarters to explore colour families, intensity, tone and texture. This introductory colour theory course, designed by Karen Mills, is perfect for beginner and advanced quilters. Join us and see how to add a little colour pizzazz to your quilts.



Wednesday, September 13th 6:00- 9:30pm

\$30.00 00 + colour wheel

5. Parquet

with Laurie Jacobsen

BEGINNER

 Simple cutting and easy, straight line stitching makes this quilt fast and fun! Use a beautiful Bali Pop or Jelly Roll to create the scrappy look. It is liberating and never fails! Good quilt for a Beginner.

Sunday, September 17th

10:00am-5:00pm

\$55.00 + pattern



6. Bernina Club

with Ruth Headley

BERNINA OWNERS

BERNINA⁺

In this class you will be making a small project that enables you to feel more comfortable with your wonderful machine. It is especially useful for new owners who get a free year membership if you bought your machine at BPQ. The nominal \$15 kit fee is required for all others. Everyone who owns a Bernina, however long you have had it is more than welcome to attend. Every month you need to sign up once you see the project and we have the sign up sheet ready.

Wednesdays: September 20th; October 25th;

November 29th; December 13th


12:30-3:00pm or 6:00-9:00pm *note change of time


Kit Fee: \$15.00 (after first year)

7. Crazy Quilt

with Ruth Headley

ALL LEVELS

 This is an Art Quilty class. We will use all non-cotton fabrics and lots of textured fabrics that you have been saving for just this occasion. I think I have modernized the technique to make it easier to do. You can do any size you like, a wall hanging or go for a bed quilt. This is a project to work on for the whole year, as you find a few embellishments and work them in. A really exciting technique. All levels, but the better the machine the easier it will be to do the embellishments.



Friday, September 22nd 6:30pm-9:30pm

Tuesday, September 26th 6:00-9:30pm


Thursday, October 5th 6:00-9:30pm

\$70.00 - instruction sheet only

8. Bjorn Bear

with Vivian Bales

CONFIDENT

 Who is ready to add another delightful Elizabeth Hartman design to our quilt collection? Come join me and have some fun with Bjorn Bear! There are three quilt sizes from which to choose or, if you wish, you may simply make a pillow. Whatever you choose to make, it will be adorable!




Saturday, September 23rd 9:00am-4:00pm

\$55.00 + pattern

9. Easy Elegance

with Dianne Hart

CONFIDENT

 Do you love the look of curves but find they are not your favourite to do, then this technique is for you. Bias strips join the pieces together using a "Quilt-as-you go" method. Once the pieces are stitched, it's just the binding left. This pattern includes measurements for placemats and a long or short table runner.

Sunday, September 24th, 10:00am-5:00pm

\$55.00 + pattern



Did I mention the New Term Sale

Sign-up for classes on September 9th and the following weekend we have a blow-out sale!

As always the 50% will go down to 70%, the 30% goes to 50% and there will be a table bursting with new 30% off. All remaining fabric in the shop will be 15%. The dates are:


Friday, September 15th 9:00am to 6:00pm

Saturday, September 16th 9:00am to 5:00pm

Now would be the time to buy for your classes.

10. Farmer's Daughter

with Terry Funk

 The minute I saw this book I knew it would be a favourite! Scrap Quilts Fit for a Queen or a King, Twin or Lap is an awesome book that gives you so many options for different sized quilts. Farmer's Daughter incorporates three different blocks to make a very interesting pattern. I started with a Jelly Roll to give a very scrappy look. There is some paper piecing as well as two other pieced blocks. Accuracy is key in this quilt which makes it a challenging quilt.



Monday, September 25th 6:30-10:00pm

Tuesday, October 10th 6:00-9:30pm

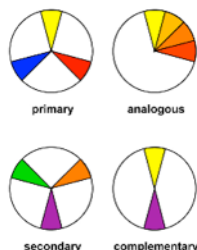
Saturday, October 21 9:00am-4:00pm

\$85.00 + book

11. Colour 2 – Colour Harmony Sampler

with Dianne Hart

 Expand the colour in your quilting world by playing with different colour harmonies. In this advanced colour course designed by Karen Mills, you will choose a colour scheme and block pattern to explore the effects of colour and design.



Part 1 takes you through the first 4 sessions.

Part 2 includes 5 sessions starting in January.

At the end of the year you will have completed a sampler quilt exploring your selected colour. (see the ad on page 9 of finished samples)

Pre-requisite: a beginner colour theory course.

Wednesday, September 27th

6:00-9:30pm Class 1: Monochromatic

Wednesday, October 18th

6:00-9:30pm Class 2: Analogous and Analogous with an Accent

Wednesday, November 15th

6:00-9:30pm Class 3 Complimentary

Wednesday, December 6th

6:00-9:30pm Class 4 Split Complimentary

\$80.00 for 4 sessions

12. Patchwork Swoon

with Vivian Bales

 I love this larger version of Thimble Blossoms swoon block we've made in the past. Jelly Roll friendly, this quilt is a fantastic opportunity to play with colours and fabric styles.



Thursday, September 28th

6:30-10:00pm

Sunday, October 22nd

10:00am-5:00pm

\$70.00 + pattern

13. "No Snow, We Hope" Retreat

with Lots of Fun!!

What fun we have, playing, eating, drinking and sewing, sewing, sewing. We start on Thursday at 9:00am and stay at our machines until Sunday. Most of us stay at the Alcan Hotel, the rooms are already booked. The evening meals are provided by Jonathon, and they are wonderful. We bring our own breakfast and lunch. Come and join us, there are a few places left. If you want to get into the retreat scene you need to look for the sign-up dates published in every newsletter. (see page 9)


Thursday, 9:00am to Sunday, 3:00pm

September 28th - October 1st

\$160.00-ish

14. Not the 9-Patch Quilt

with Judy Gibbons

 This quilt is a take on the traditional 9-patch block. While implementing traditional piecing techniques it is altered and set in a unique manner. It is open to interpretation with lots of options for play! Makes a nice sized lap or a generous baby quilt. If you have done QuiltStart and are looking for a next step this is a good class to try.




Saturday, September 30th 9:00am-4:00pm

\$55.00 + pattern

October

15. Precision Piecing - Cobblestones Block

with Shelley and Bernie

 This class is great for beginners and experienced quilters alike. Improve your cutting and piecing skills while creating the Cobblestones block. This class is full of tips and tricks that blend modern and traditional piecing techniques for successful piecing. Pattern and Quilt Block Builder included in the class.



Sunday, October 1st 10:00am-4:00pm

Monday, October 2nd 10:00am-4:00pm

\$110.00

Bernie and Shelley

This dynamic couple is coming up from Vancouver again. They arrive on **Thursday, September 28th**, in the middle of the Haines Junction Retreat, and will be available to **service machines on Friday and Saturday**.

Sunday, October 1st, and Monday the 2nd they will teach a class. They have so much to teach and I for one have so much to learn from them. It is a good idea to book your machine in, if you want them to look at it. They are endlessly helpful with problems.

16. Interlock

with Pauline Chalifour

Jelly Roll friendly, this quilt is easy to make and very effective. The interlocking pattern is gender neutral. Make it modern, make it childish or make a Christmas version, this pattern is as limitless as your imagination. If you have a Jelly Roll waiting to be used maybe this is the time.

Monday, October 2nd 6:30pm-10:00pm
Wednesday, October 4th 6:00pm-9:30pm
\$55.00 + pattern



17. Snowflakes

with Ruth Headley

This is a paper piecing project. It is made easier because we cut the fabric into the required sizes before we begin. I did think about doing a lap quilt, but decided that it would look so much better hanging so I reduced it in size - your choice. It is a good project to learn paper piecing, so beginners are welcome as well as the confirmed paper piecing aficionados. Not just suitable for Christmas, more a winter quilt.

Tuesday, October 3rd 6:30pm-10:00pm
Saturday, October 14th 9:00am-4:00pm
\$70.00 + on-line pattern



18. Magic Squares

with Laurie Jacobsen

I love this quilt's 3-D optical illusion! So simple, yet makes a big impression. Fabric is divided into two distinct groups of light and dark. All blocks are the same pattern, in three different sizes. Class suitable for a confident beginner but more experienced quilters might enjoy the challenge of working with light and dark fabrics to create this effect.

Friday, October 6th 6:30-10:00pm
Thursday, October 12th 6:00-9:30pm
\$55.00 + pattern




19. Echo

with Ruth Headley

A quilt in a day, really, you do the cutting before class and I swear you will leave with the top of this table runner/ wall hanging done. Only 2 colours needed so no pressure choosing them, go for any theme, Christmas, spring, fall or just your favourite colours.

Saturday, October 7th 9:00am-4:00pm
\$55.00 + pattern



we've got it!

BERNINA 740

comfortable • intuitive • inspiring

- Extra-Long Freearm
- Colour touch screen
- BERNINA Dual Feed
- Total Stitch Control
- BERNINA 9 Hook

BERNINA⁺

made to create



BERNINA 350-PE
highest precision + Swiss quality
= unbeatable price/performance ratio!

BERNINA 380
vast range of features and functions
— the top model of the 3 Series.

BERNINA 570-QE
all-rounder for sewing,
quilting and embroidery

*Beautiful design.
Quality you'll love.
A lifetime of inspiration.*

BEAR'S PAW
QUILTS



We are your Bernina source.



20. Fabulous Foliage Runner

with Pauline Chalifour

BEGINNER

✂️ With all the lovely Bali Pops and Jelly Rolls we have in the shop this is an ideal class to take. If you have a decent stash you can easily use that, and get a more defined colour palette. This is ideal for a confident beginner as the only skill you need is accurate cutting and a precision ¼ inch. That sounds easy but it is true for every quilt we ever make!! This makes a large lap but with borders can be made larger.

Wednesday, October 11th 6:30pm-10:00pm

Monday, October 16th 6:00pm-9:30pm

\$55.00 + pattern

21. Luna Danza

with Karen Berrel

CONFIDENT

✂️ If you love curves, you will love this quilt! Choose two colour ways, a background, and have some fun playing with value. This quilt is a basically a variation on a drunkard's path ... so much fun! Learn how to cut large, gentle curves with a special ruler rather than the template provided; then, use another trick to make the curved piecing even easier. All that's left is the design. Let's show everyone our (quilted) curves!!

Friday, October 13th 6:30-10:00pm

Thursday, October 26th 6:00-9:30pm

\$55.00 + pattern



22. Simple Simon

with Linnea Castagner

BEGINNER

✂️ When you look closely at this quilt you will see it is a glorified rail fence design. This makes it suitable for a confident beginner. It is a forgiving pattern so that makes it even more attractive to the beginner. The designer used a pale background but a dark background would look very sophisticated.

Sunday, October 15th 10:00am-4:00pm

\$55.00 + pattern



23. Emerald Forest

with Linnea Castagner

CONFIDENT

✂️ With all the lovely Bali Pops and Jelly Rolls we have in the shop this is an ideal class to take. If you have a decent stash you can easily use that, and get a more defined colour palette. This is ideal for a confident beginner as the only skill you need is accurate cutting and a precision ¼ inch. That sounds easy but it is true for every quilt we ever make!! This makes a large lap but with borders can be made larger.

Tuesday, October 17th 6:30-10:00pm

Tuesday, October 24th 6:00-9:30pm

\$55.00 + pattern



24. QuiltStart

with Ruth Headley

BEGINNER

✂️ Please see description #1

Introduction to Quilting

Thursday, October 19th 6:00-9:30pm

Class

Monday, October 23rd 6:00-9:30pm

Monday October 30th 6:00-9:30pm

Tuesday October 31st 6:00-9:30pm

\$65.00

25. Amazing Alcohol Inks

with Karen Berrel

ALL LEVELS

✂️ Here is one more way to have fun with alcohol ... we may not be mixing cocktails but playing with alcohol ink is pretty darn awesome! You will learn some of the many materials you can use to make your own inks ... and then you will make inks!! A kit fee will get you all you need to make some inks of your own, and using some of the instructor's supplies you will be able to complete a wall hanging of your own. Just add your own fabric, and voila! It's time to play!

Friday, October 20th 6:30-10:00pm

Friday, October 27th 6:00-9:30pm

\$55.00 + kit fee

26. Bernina Club

with Ruth Headley

BERNINA OWNERS

Please see description #6

Wednesday, October 25th

12:30-3:00pm or 6:00-9:00pm

Kit Fee: \$15.00 (after first year)

BERNINA+

YOU help to sustain our community preserves the character and vitality of the community **Local business owners are your friends & neighbours** make this a better place to live **buy local** It is good for the environment **Shopping locally reduces energy consumption and cost** help make our town unique **local business owners live, work and pay taxes here** **Money spent local stays local** **STRENGTHENS OUR LOCAL ECONOMY** **6**



Judy Gibbons Hand Dyed Fabrics



27. Sew Simple Pineapples

with Joanne Love

 Love the look of the pineapple pattern but don't like all the work? Here is a great pattern by Karin Hellaby - you start with a square, and keep on adding layers till your pineapple explodes in wonderful variations of color and fabric. It's a fun idea, and with no fabric wastage it's 'sew economical' too! You won't believe that there are no strange angles or special rulers required. This new and unique technique has been developed by Karin and has taken the world by storm. This pattern can be made using a variety of fabrics - use a feature fabric in the centre square as a focal point; to scrappy or even traditional - the possibilities are endless!

Saturday, October 28th 9:00am-4:00pm

\$55.00 + pattern



28. Machine Quilting Using Your Walking Foot


with Joanne Love

 This class offers another option to those who would like to do their own quilting on a home sewing machine but are a little timid about free motion quilting or perhaps you are just looking for some great quilting ideas to try! This class focuses on creating wonderful designs that you can easily do while keeping your feed dogs up and using your walking foot. The book by Melissa Marginet is a collection of dozens of quilting designs with variations and combinations to give you over 100 ideas for quilting your own quilt on your home sewing machine. Attending the class will get you started and Joanne will help you build your self-confidence to keep you going.

Pre-requisite: Walking Foot

Sunday, October 29th 10:00am-5:00pm

\$55.00 + book



Class credits

We offer you the opportunity to earn ½ price and even **free classes**. Each class you attend will give you points towards this goal. This is in addition to the free meters of fabric you can earn by using your BPQ fabric card.

 3 points = ½ price class

 6 points = 1 free class

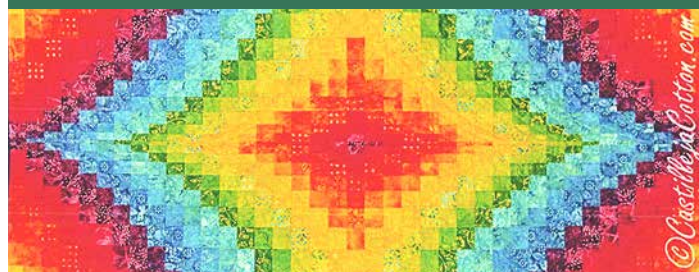
The points do not carry forward from one teaching session to the next, but your free class can be used or saved.

What the symbols mean

 = beginner/confident level class  = 1 point


  = challenging level class  = ½ point

November



29. Fire Within

with Ruth Headley

 This is a perfect class to introduce you to the Bargello technique. The pattern says a table runner, but it is 30 by 78 inches. Add a border and you almost have a lap quilt. Accurate cutting and precision ¼ inch will make this a breeze. Practice your colour choices for this one.

Wednesday, November 1st 6:30-10:00pm

Thursday, November 9th 6:00-9:30pm

\$55.00 + pattern

30. Camden Bag

with Geana Hadley

 This gorgeous bag is made using a new technique to create fabric tubes, handles, and general construction. The result is a very sturdy and beautiful bag. Here is an opportunity to use those big bold buttons you bought with no idea what you would do with them. The tubes are zigzagged together with a bit of hand stitching. You will love the results.

Thursday, November 2nd 6:30-10:00pm


Saturday, November 11th 9:00am-4:00pm

\$70.00 + pattern



31. This Way


with Karen Berrel

 Pick three basic neutrals, mix it with some brights, and you have a pretty, modern quilt that can be made spectacular with some innovative quilting. I turned this square quilt into a rectangular bed quilt by making good use of some of the "wasted" fabric. An accurate quarter inch and the ability to do some straight seams is all it takes - perfect for quilters of all abilities!

Friday, November 3rd 6:30-10:00pm

Friday, November 17th 6:00-9:30pm

\$55.00 + magazine



We Have Gone Green

Bring your own cloth bags with you - or even better, make one to use. We have patterns too!



32. MYSTERY QUILT CLUB 2016/17 REVEAL PARTY

"Quilters Joy"

with Joanne Love

Join your fellow Mystery Quilt club members for a show and share. The party is for those of you who participated in our Mystery Quilt Club 2016/17 and fellow quilters who want to see what the club is all about.

For the past 8 months members have been working diligently on a Border Creek Station pattern called "Quilters Joy" without knowing the final design. It is time to reveal the mystery and share the results. Remember points are awarded for attendance and you could have one more entry into the draw.

Refreshments will be served.

Saturday, November 4th
10:30-11:00am

Happy Quilting,
Joanne



**BPQ
has
Digital
Print
Panels**



**ready for your Christmas projects
limited quantities**

33. 2017/18 Mystery Quilt Club

with Joanne Love

This year's Mystery Quilt by Border Creek Station is called "Quilter's Sweet 16"

For those of you who are not familiar with mystery quilts — it is set up so you don't know what pattern you are making until the quilt top is done which adds to the excitement. As a Mystery Club Member you will receive 1 installment each month with clearly written instructions and full color diagrams for 8 months for a true quilting adventure! You will have the option of picking your own fabrics or you can purchase a kit assembled exclusively for this event. Club members get together once a month to receive the next Mystery Installment of the top secret project that will not be revealed to you - because it's TOP SECRET! If you can't make a meeting, you can pick up your copy of the installment any time during regular business hours after the meeting date. Refreshments will be served while we chat. Come and join the fun while Joanne leads you through the secretive journey each month. Note, the MQ Club will start in November.

Saturdays: November 4th & December 2nd
11:00am-12noon
\$30.00

Happy Quilting,
Joanne



34. Finishing Your Quilt – Bindings and More

with Joanne Love

This is a technique class to show you how to attach a binding by machine. Want to add a bit of interest to your quilt but don't want to spend a lot of time on it? There will also be an added bonus where you are shown how to make a faux piped binding completely done by machine. It is fast compared to genuine piping, easy with no tricky corners, and very secure. It also adds real impact to the finished quilt. Joanne will demonstrate the process and you will have an opportunity to work through the steps with one of your completed quilts or if you prefer, make a sampler using your leftover fabrics.

Saturday, November 4th 1:00-4:30pm
\$30.00

35. Sew Far Behind

with Bernice Ovens

Please see description #3

Sunday, November 5th 10:00am-4:00pm
\$20.00

36. Pop Up

with Vivian Bales

This fat quarter friendly quilt by Cozy Quilt Designs is a wonderful way to use up that bundle of fat quarters you have been saving...or a really good excuse to pick up some fun fabrics you have been wanting to try. I love quilts that make scrappy fun and easy!

Monday, November 6th 6:30-10:00pm
Monday, November 20th 6:00-9:30pm
\$55.00 + pattern



37. Fun and Funky

with Ruth Headley

The designer is BJ Designs & Patterns, you choose which one you want to do, please look at the website and give me a heads up if you want one that we don't have in stock. She has a lot of patterns, animals, transportation and Christmas. We have a lot of samples for you to look at, they are such fun to do. The point is that you use up your wild fabric scraps even if they look inappropriate, they will look great, bright, funky and fun. You need a machine that has a blanket stitch or a zig zag stitch.

Tuesday, November 7th 6:30-10:00pm
Saturday, November 18th 9:00am-4:00pm
\$70.00 + pattern



All About BPQ Retreats


It has evolved over the years that we do early sign-up for our Quilt Retreats. Rather than waiting for class sign-up days in January and September, we begin the sign-up for these coveted getaways earlier. Don't despair, we have a board up in the shop to let you know when sign-up will begin. Keep your eyes open for registration.

| Location | Sign-up begins | Retreat Date |
|-----------------|----------------|----------------|
| BPQ Birthday | January | late-February |
| Haines Junction | mid-October | April |
| Longest Day | April | late-June |
| Haines Junction | mid-June | late-September |
| Inn on the Lake | June | mid-November |

38. Fusible Applique – Choose Your Own Pattern or Kit

with Joanne Love

• ALL LEVELS •

 Create a fast and beautiful wall hanging or table runner before the holiday rush using the many delightful patterns available. This class is designed to guide you through the basics of fusible appliqué demonstrating the techniques and tools you will need to successfully cut and assemble a design. Embellishments and quilting ideas will also be discussed specific for your pattern during the second class. This is the perfect opportunity to work on a pattern or kit you have purchased but never got around to doing.

Wednesday, November 8th 6:30pm-10:00pm

Wednesday, November 22nd 6:00-9:30pm

\$55.00

39. Inn on the Lake Retreat

with Very Lucky People

Again I urge you to look for the dates that are published in every newsletter telling you when sign-up for each retreat is. We sign-up really early, as people need to book time off. This retreat has rather odd days as we try to coordinate with the November 11th stat holiday. This retreat is quite luxurious, beautiful bedrooms, fabulous dining, and gorgeous vistas and to top it all, time to sew and walk, hot tub, socialize and generally have a retreat.

A non-refundable deposit will secure a place. Limit 15 people.

Friday, 9:00am to Monday, 3:00pm

November 10th - 13th

\$360.00-ish



Have you noticed how many teachers mention colour choice in their write-ups for classes?

Colour 2 - Colour Harmony Sampler

is a fabulous class AND it concludes with a quilt. Not just random blocks but an actual bed quilt! See how colour choices affect the look of just one block pattern. Sign up for Colour 2 and learn to be braver in your colour choices.


Sign-up for class #11 and colour your world!



40. Free Motion Quilting Sampler

with Joanne Love

• ALL LEVELS •

 Free motion quilting doesn't have to be scary. This class is all about free motion quilting and is designed for all levels - novice to experienced quilters. Once we go over the free motion quilting basics of set up, essential supplies, preparing your machine and just getting comfortable - we will spend the day trying out a variety of quilting designs whether it is simple shapes, fillers or feathers, you decide. Joanne will provide an assortment of designs for all skill levels and she will share her knowledge and tips for achieving good results. Since you will be working on practice pieces, you will have the freedom to experiment and find quilting designs that work for you. You can then turn these practice pieces into a quilting sampler. Either way, you will walk away from the class with samples of quilting designs that can be used in future quilts and be ready to tackle your projects with new found self-confidence. Great for repeat students who would like to add more quilt patterns to their repertoire.


Sunday, November 12th 10:00am-5:00pm

\$55.00 + book (Assortment of books available for FMQ, you can pick your favorite)

41. Graduation

with Terry Funk

CONFIDENT

 This quilt is from a great book called "Precut Primer". It is like a workbook with quilts from Grade One to Twelve. I chose Twelfth Grade. It's a fat quarter quilt with big blocks. Great for confident beginners and experienced quilters. Accuracy is key!

Tuesday, November 14th
6:30-10:00pm

Thursday, November 16th
6:00-9:30pm

\$55.00 + book



42. Victorian Table Runner

with Dianne Hart

CONFIDENT

 This beautiful table runner looks great in many colours including Christmas and the blooms of spring. The curves are made using a folded edge technique. Sewing curves and stitch in the ditch can be used in a "Quilt-as-you-go" method. This pattern is much easier than it appears. Join in the fun.




Sunday, November 19th, 10:00am-5:00pm
Thursday November 30th, 6:00-9:30pm
\$70.00 + pattern

43. Rainbow's Edge

with Ruth Headley

BEGINNER




 This is a good practice for your colour choice, it is supposed to be the colours of the rainbow R.O.Y.G.B.I.V. Or you could just choose a colour and do a gradation, from dark to light. Use scraps or buy narrow strips for this cute little wall hanging/baby quilt. We will be using a new triangle trimming tip and new pressing materials. It is all two triangle squares so really good practice for the confident beginner.

Tuesday, November 21st 6:30-10:00pm
Friday, November 24th 6:00-9:30pm
\$55.00 + download

44. Floats

with Ruth Headley

BEGINNER

 This is a Modern Quilt that leaves lots of space to do machine quilting. The pattern is for all the sizes, runner, lap and Queen. It is just good cutting, good 1/4 inch and then cross cutting. Sew all the bits back together and you have a quilt. Good for confident beginners and up.




Thursday, November 23rd 6:30-10:00pm
Monday, November 27th 6:00-9:30pm
\$55.00 + pattern

45. Split Decision

with Ruth Headley

BEGINNER




 This is a bed quilt size Queen with a small overhang, it could easily be made bigger. Quite quick to make and very dramatic. I worked in black and white with a red/orange accent, but it will lend itself to all sorts of colour combinations. I found the pattern in a scrap quilt magazine, but it could also be made with yardage. Good for a confident beginner.

Saturday, November 25th 9:00am-4:00pm
\$55.00 + pattern

46. Holly and Roses

with Judy Gibbons

BEGINNER


 You don't have to make this improv pieced wall hanging with Christmas in mind but why not? This small quilt is a good place to try out some 'new to you' techniques such as improv piecing, free motion quilting to add dimension and texture and hand embellishing. Dig through your scrap pile quilters, and spend the day creating a wonderful little art piece. Pre-requisite: QuiltStart
Sunday, November 26th 10:00am-5:00pm
\$55.00



47. QuiltStart

with Ruth Headley

BEGINNER

 Please see description #1
Introduction to Quilting
Tuesday, November 28th 6:00-9:30pm
Class
Monday, December 4th 6:00-9:30pm
Tuesday, December 5th 6:00-9:30pm
Thursday, December 7th 6:00-9:30pm
\$65.00

48. Bernina Club

with Ruth Headley

BERNINA OWNERS

Please see description #6
Wednesday, November 29th
12:30-3:00pm or 6:00-9:00pm
Kit Fee: \$15.00 (after first year)


BERNINA⁺

December

49. Finishing Your Quilt - Quick Turn, Facing and Making a Sleeve

with Joanne Love

ALL LEVELS

 This is a technique class to show you several different ways of finishing the edges of a quilt as an alternative to adding traditional binding — not all quilts look good with a binding! Joanne will demonstrate the process and you will have an opportunity to work through the steps with one of your completed quilts or if you prefer, make a sampler using your leftover fabrics.

Saturday, December 2nd 1:00-4:30pm
\$30.00



hooo will take us home?

Fun stuffie panels available at

BEAR'S PAW
QUILTS



50. Colour Pop Pillow

with Judy Gibbons

Need a last minute, but still thoughtful Christmas gift? Pillows are the answer! A version of the Disappearing 9-Patch block using one of the simplest of quilt blocks and altering it to create a new and modern vibe. This is a quick and satisfying project that can make use of some of your smallest scraps. Pre-requisite: QuiltStart
Sunday, December 3rd 10:00am-5:00pm
\$55.00



51. Sew Far Behind

with Dianne Hart

Please see description #3

Saturday, December 9th 10:00am-4:00pm
\$20.00

52. Travel Essentials Bag

with Joanne Love

Carry your travel essentials in style with this handy set which includes a hanging organizer and flat iron sleeve. The organizer measures 12" x 27" when open and folds to a compact 12" x 9" x 3" for storage. Three see-through pockets in the hanging organizer make everything easy to find. A deep zippered pocket on the bottom is perfect for bottles, tubes, and larger items. The organizer would also make a perfect carrying case for transporting sewing supplies and projects to classes. Use the flat iron sleeve to house your mini iron or rotary cutters. Great gift idea!

Sunday, December 10th 10:00am-5:00pm
\$55.00 + pattern



53. Bernina Club

with Ruth Headley

Please see description #6

Wednesday, December 13th
12:30-3:00pm or 6:00-9:00pm
Kit Fee: \$15.00 (after first year)

BERNINA+

December 16 is Customer Appreciation Day

Refreshments & appreciation provided. ☺

BEAR'S PAW QUILTS



Bear's Paw Quilts - Workshop Policies

Classes are open on a first come basis. When a class fills up quickly, we often put people on a wait list and schedule another class.

We request that you leave babies and children at home when you come to a class. Teens are welcome in all our classes.

You are not officially registered until you have paid. GST will be added to class cost. You may pay for a class with Visa, MC, debit card, cash or use your class points.

Cancellation: In the event you cannot attend a class that you have paid for, we will issue credit or transfer you to another class if we receive 7 days notice. If we receive less than 7 days notice, we will give you class handouts, but no refund can be given.

Class Minimum: A class must have 3 students.

Sewing Machines: Please bring your own machine in good working order. An instruction manual for the machine is essential. Don't forget to bring extra machine needles. BPQ does have Bernina sewing machines for rent - see our Sewing Machine Rental Policy.

Supply Lists: are available for each class at the time of registration. Read it carefully and bring everything on the list.

Place: All classes are in the BPQ classroom. Ironing boards and irons are provided. 2 large cutting mats are provided. Please bring anything else you may need, and label all your personal equipment.

Bear's Paw Quilts - Sewing Machine Rental Policy

- ◆ In the interest of encouraging beginners to quilt, Bear's Paw Quilts has purchased entry-level Bernina's that are available for rent.
- ◆ Cost of machine rental is \$30 per day or \$15 for half a day **or less**.
- ◆ The rental machine must be booked and paid for at the time of class registration. In the event you wish to cancel either the machine rental or the class, you will recover full credit for your payment only if we receive the cancellation **7 days before the class date**.
- ◆ At the time you book the sewing machine, you must make an appointment for a brief instruction on the use of the machine.
- ◆ The machine is kept on the shop premises at all times. You may not take it home.
- ◆ You must provide your **own thread, machine needles**, personal sewing equipment and supplies. Any bobbins that you use must be left with the machine at the end of the rental period.

Very Important Days

September

- 6th, 18th, 19th & 21st (Wednesday/Monday/Tuesday/Thursday)
QuiltStart **1**
- 6th, 18th & 19th (Wednesday/Monday/Tuesday)
Daytime QuiltStart **2**
- ➔ 9th (Saturday) Sign-up day
- 10th (Sunday) Sew Far Behind **3**
- 13th (Wednesday) Colour 1 **4**
- ➔ 15th & 16th (Friday/Saturday) New Term Sale
- 17th (Sunday) Parquet **5**
- 20th (Wednesday) Bernina Club **6**
- 22nd, 26th & October 5th (Friday/Tuesday/Thursday) Crazy Quilt **7**
- 23rd (Saturday) Bjorn Bear **8**
- 24th (Sunday) Easy Elegance **9**
- 25th, October 10th & 21st (Monday/Tuesday/Saturday)
Farmer's Daughter **10**
- 27th (Wednesday) Colour 2 **11**
- 28th & October 22nd (Thursday/Sunday) Patchwork Swoon **12**
- 28th & October 1st (Thursday to Sunday) No Snow, we hope, Retreat **13**
- 30th (Saturday) Not the 9 Patch **14**

October

- 1st & 2nd (Sunday/Monday) Precision Piecing **15**
- 2nd & 4th (Monday/Wednesday) Interlock **16**
- 3rd & 14th (Tuesday/Saturday) Snowflakes **17**
- 6th & 12th (Friday/Thursday) Magic Squares **18**
- 7th (Saturday) Echo **19**
- 11th & 16th (Wednesday/Monday) Fabulous Foliage **20**
- 13th & 26th (Friday/Thursday) Luna Danza **21**
- 15th (Sunday) Simple Simon **22**
- 17th & 24th (Tuesday/Tuesday) Emerald Forest **23**
- 18th (Wednesday) Colour 2 **11**
- 19th, 23rd, 30th & 31st (Thursday/Monday/Monday/Tuesday)
QuiltStart **24**
- 20th & 27th (Friday/Friday) Amazing Alcohol **25**
- 25th (Wednesday) Bernina Club **26**
- 28th (Saturday) Sew Simple Pineapples **27**

November

- 29th (Sunday) Quilt with Walking Foot **28**
- 1st & 9th (Wednesday/Thursday) Fire Within **29**
- 2nd & 11th (Thursday/Saturday) Camden Bag **30**
- 3rd & 17th (Friday/Friday) This Way **31**
- 4th (Saturday) Mystery Quilt Reveal **32**
- 4th (Saturday) Mystery Quilt - Quilter's Sweet 16 **33**
- 4th (Saturday) Machine Binding **34**
- 5th (Sunday) Sew Far Behind **35**
- 6th & 20th (Monday/Monday) Pop-Up **36**
- 7th & 18th (Tuesday/Saturday) Fun & Funky **37**
- 8th & 22nd (Wednesday/Wednesday)
Fusible Applique **38**
- 10th, 11th, 12th & 13th (Friday to Monday)
Inn on the Lake Retreat **39**
- 12th (Sunday) Free Motion Quilting **40**
- 14th & 16th (Tuesday/Thursday) Graduation **41**
- 15th (Wednesday) Colour 2 **11**
- 19th & 30th (Sunday/Thursday) Victorian Runner **42**
- 21st & 24th (Tuesday/Friday) Rainbow's Edge **43**
- 23rd & 27th (Thursday/Monday) Floats **44**
- 25th (Saturday) Split Decision **45**
- 26th (Sunday) Holly & Roses **46**
- 28th, December 4th, 5th & 7th
(Tuesday/Monday/Tuesday/Thursday) QuiltStart **47**
- 29th (Wednesday) Bernina Club **48**

December

- 2nd (Saturday) Mystery Quilt **33**
- 2nd (Saturday) Quick Turn **49**
- 3rd (Sunday) Colour Pop Pillow **50**
- 6th (Wednesday) Colour 2 **11**
- 9th (Saturday) Sew Far Behind **51**
- 10th (Sunday) Travel Essentials Bag **52**
- 13th (Wednesday) Bernina Club **53**
- ➔ 16th (Saturday) Customer Appreciation Day

Saturday Savers

"plan"
for
great
savings

September

| | | |
|------------|--------------------|---------------|
| Sept. 2nd | Kits | 15% |
| Sept. 9th | Books and Patterns | 15% |
| Sept. 16th | Notions | 15% |
| Sept. 23rd | Batiks | 15% |
| Sept. 30th | Fat Quarters | 4 for price 3 |

October

| | | |
|-----------|---------------------|-----|
| Oct. 7th | Flannels | 15% |
| Oct. 14th | Threads | 15% |
| Oct. 21st | Batting | 10% |
| Oct. 28th | Bernina Accessories | 15% |

November

| | | |
|-----------|-----------------------------------|---------------|
| Nov. 4th | Remnants | +15% |
| Nov. 11th | Pre-cut Fabrics LC, JR, FS, CP | 10% |
| Nov. 18th | Blenders | 15% |
| Nov. 25th | Fat Quarters | 4 for price 3 |

December

| | | |
|-----------|----------------------|-----|
| Dec. 2nd | Notions | 15% |
| Dec. 9th | Batiks | 15% |
| Dec. 16th | Storewide (SRA) | 15% |
| Dec. 23rd | Christmas Sale (SRA) | 15% |