


BEAR'S PAW QUILTS



Class Sign-up day is January 6th
Classes fill quickly - don't be disappointed.

NEWSLETTER

January 2018

100 - 2093 2nd Avenue, Whitehorse, Yukon, Canada Y1A 1B5

Phone: (867) 393-BEAR (2327) www.bearspawquilts.com

twitter @ BearsPawQuilts1

f Bears-Paw-Quilts

Welcome Back

Well, how are you? I hope you are enjoying your Christmas break. We are already half way through our year in quilting terms as our year starts in September and ends in April. It's a funny sort of calendar but one I like. Before we know where we are the days will be getting longer and we are headed to full daylight - all the more hours for quilting!

We had a successful first time at the **Carcross Commons** and if all goes well we will be there again in the summer. **Marg Blewitt** has joined us in the shop and is working a day a week until the summer when she will return to the Carcross Pop-Up Shop. The rest of the shop staff are the same as in the past. The teaching staff have changed slightly, **Dianne Gale** has decided that she will not return to the shop to teach, sorry to hear that, but thank you for the classes you did do, they were very interesting.

Joanne Love is no longer working in the shop. She has taught at the shop for many years and all her devotion and inspiration will be missed. Thank you so much for your commitment over the years, Joanne. We have a couple of new recruits to our team this year. **Tara Shultz** will be teaching some hand embroidery with the Vintage Tin pattern, very exciting! Also **Gillian McKee** will be teaching a class on landscapes. She has been out to a few art quilt classes and is now ready to share some of the skills she has learned. Welcome to you both.

I am almost at the end of my teaching commitment for this term, just a few classes left. I do so love the teaching aspect of the job. I have just completed the fourth session of **QuiltStart** this term and already have another one scheduled before Christmas. I am so glad that quilting is as popular as it was when I first became a quilter in 2000. This started me thinking about the stats of **QuiltStart** and how it has morphed over the years. It was 2 nights, now it is 4 and an individual session to cut and get the machine ready. I used to do a separate class called **Quilt Finish**, but soon joined the 2 together. Crazy! I once took 10 students! I am glad I can't remember

that one, it was in 2003!! ... and of course I have had some with only 2 students (oh easy class) - that all works out to **566 QuiltStarters**. There have been a few men, actually 4 and several women have repeated several times. (no names here) I counted them as several, so the average is 5 per class. I do all my record keeping on index cards as I didn't understand spread sheets when we started and I had no idea that the shop would grow so big and produce so many index cards. I must however report I enjoyed playing with my index cards to retrieve all this info. Of the starters, 166 became quilters and came to more classes, joined quilt groups, bought fabric and/or quilted at home. That works out at 30% and that is good. Some of these have become addictive quilters and have attended a lot, and I do mean a lot of classes. When I have more time I shall see who attended most. If you have anyone in your social group who is interested in converting to the quilt habit, please send them my way.

Just before I leave the front page I need to heartily thank the **counter staff**. We are all so busy and I appreciate every one of you and the special talents you bring to the team. I also want to acknowledge the customers, who are our lifeblood and who, whenever I need help in my sometimes chaotic home life, are there to lend a hand. It makes me quite weepy to think of you and all the assistance you give me.

Next the **teachers** the new ones, the old ones, the ones that got away, whenever we finish hanging the quilts the night before sign-up day I am delighted by all your efforts, beautiful quilts that have inspired you to want to teach them. Keep the ideas coming, not only do I thank you and appreciate you but the customers do too.

We are so blessed that the women that come in to shop have time and the inclination to get to know us and let us get to know them and often become real friends who will remain with us for many years. So thank you valued **customers** keep coming to see us.

~Ruth and the staff of BPQ

Sales at BPQ

Remember every Saturday we have a mini sale, called the **Saturday Saver**. The list is on the backpage of the newsletter and you need to put the list on your fridge so that you can take advantage of the offers. We also have a giant **New Term Sale** just after sign-up. This year it is on Friday and Saturday, **12th & 13th of January**, no class is scheduled and we move lots of fabric around. The bolts without the cardboard



Bears-Paw-Quilts




inners are down to **70%**, there will be a table full of **50%** and another table full of **30%**. The remaining fabrics on the shelves are down to **15%**. So it is a win-win situation for you! We will open at 9:00am and close at regular times; 6:00pm on Friday and 5:00pm on Saturday.

January

1. QuiltStart

with Ruth Headley

BEGINNER

 This class is designed for those who have no experience in quilting, or for those who want to get back to basic skills. The class has two components: Introduction to Quilting where you learn about the basic equipment and materials needed as well as learning about your machine, and QuiltStart where you will make a table runner in the Rail Fence design. This class provides the rudiments of quilting and prepares you to work on any number of projects afterward. This class is comprised of 14 hours of class time and up to 4 hours of extra sewing to complete the project.

Introduction to Quilting:

Tuesday January 9th 6:00-9:30pm

Class:

Wednesday, January 17th 6:00-9:30pm

Thursday, January 18th 6:00-9:30pm

Friday, January 19th 6:00-9:30pm

\$65.00

2. Daytime QuiltStart

with Ruth Headley

BEGINNER

 Please see description #1

Introduction to Quilting:

Tuesday, January 9th 6:00-9:30pm

Class:

Monday, January 22nd 9:30am-4:30pm

Tuesday, January 23rd 9:30am-4:30pm


\$65.00



3. Colour 1

with Dianne Hart

BEGINNER

 Join us for an evening of fun as we play with fat quarters to explore colour families, intensity, tone and texture. This introductory colour theory course is perfect for beginner and advanced quilters. Join us and see how to add a little colour pizzazz to your quilts.



Wednesday, January 10th 6:00-9:30pm

\$30.00 00 + colour wheel

4. Sew Far Behind

with Bernice Ovens


What an opportunity this is, a whole day to come to grips with some of those unfinished projects. It's quiet, lots of space, no distractions and a teacher on hand to help you work out those problems...and all for a fabulous price.


Sunday, January 14th 10:00am-4:00pm

\$20.00

5. Machine Bindings

with Ruth Headley

 Putting your bindings on entirely by machine has become very popular, and is now acceptable at shows and competitions too. So here is an opportunity in a single teaching session to learn the easy and fast technique. I shall try to fit in other bindings as a demo only - whereas in the class you will be adding a binding to a small project.



Monday, January 15th 6:00-10:00pm

\$30.00 + hand out

Quilters without Borders



This group of quilters meets at Bear's Paw Quilts every Thursday from 10am to 2pm to make quick quilts to donate to those in need. Come in and sew with us.

Pine Tree Quilters

- Reasonable membership fees
- Mystery Quilts
- Monthly Retreats
- Mini Workshops


We invite new and 'seasoned' quilters, alike to inquire about joining our fun quilting group.

Call Vanessa Austin @ 333-6363 for more info.

6. Magic Squares

with Laurie Jacobson

CONFIDENT

 This is a repeat of the very successful class this term. Back by popular demand. I love this quilt's 3-D optical illusion! So simple, yet it makes a big impression. Fabric is divided into two distinct groups of light and dark. All blocks are the same pattern, in three different sizes. Class suitable for a confident beginner but more experienced quilters might enjoy the challenge of working with light and dark fabrics to create this effect.




Tuesday, January 16th 6:30-10:00pm
Thursday, January 25th 6:00-9:30pm
\$55.00 + pattern

7. All Aflutter

with Terry Funk

CONFIDENT

 This quilt is Layer Cake friendly so makes a scrappy look. Simple techniques allow you to mix your colours in this cute butterfly block. If you make the full size it will measure 65" x 79".



Saturday, January 20th
9:00am-4:00pm
\$55.00 + book

BEAR'S PAW 
QUILTS


great fabric panels
come see our selection
in store now




Class Level Guide

In an attempt to guide you to the degree of difficulty in each class we have designated the following words:

BEGINNER  Those straight from QuiltStart would manage these classes and every other level are welcome, of course.

CONFIDENT  If you were an experienced sewer before QuiltStart this would be do-able, or if you have made a few quilts and you feel confident.

CHALLENGING  These require considerable experience in quilting, and will take time and patience. But you have to sew your first challenging quilt sometime. This is only a guide to let you know what to expect from a class.

8. Sparks

with Dianne Hart

BEGINNER

 This table runner and placemat pattern is a fun way to use a rainbow of colours or to include those special fabrics from your stash. With a simplistic design and a great background to pull it all together, anything goes. ☺




This is a great project for beginners using 2 1/2" strips and triangles.
Sunday, January 21st 10:00am-5:00pm
\$55.00 + pattern

9. Panel Quilt

with Ruth Headley

BEGINNER


 This lap quilt is very exciting. We so often find a fabulous fabric that we can't bear to cut up, well here is the pattern. Just a few coordinates and a bit of piecing and you will have a very attractive quilt. For the lap size you need 1 1/2 mt and the larger one uses 2 3/4 mts. Come join me and use that overall fabric that has been in your stash for a while. This is a good time to learn flying geese. Tuesday, January 23rd 6:30-10:00pm
Monday, January 29th 6:00-9:30pm
\$55.00 + pattern

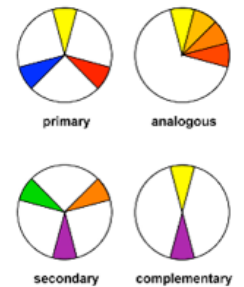


10. Colour 2-Colour Harmony Sampler

with Dianne Hart

BEGINNER • CONFIDENT • CHALLENGING

 For those who have completed Colour 2 Part 1, join again in January for the last 5 sessions. Each month a different colour harmony will be explored through classroom discussion, fat quarter play and shared learning. Sew your block at home and share your success with the class next month. At the end of the sessions, you will have completed enough blocks to complete a quilt in your selected colours.





Pre-requisite: a beginner colour theory course and completion of Colour 2-Part 1

Wednesday, January 24th
6:00-9:30pm *Class 5: Triple Complementary*
Wednesday, February 28th
6:00-9:30pm *Class 6: Spaced*
Wednesday, March 21st
6:00-9:30pm *Class 7: Triad*
Wednesday, April 18th
6:00-9:30pm *Class 8: Tetrad*
Wednesday, May 16th
6:00-9:30pm *Class 9: Main colour + many*
\$95.00 for 5 sessions

11. This Way

with Karen Berrel

BEGINNER

  Pick three basic neutrals, mix it with some brights, and you have a pretty, modern quilt that can be made spectacular with some innovative quilting. I turned this square quilt into a rectangular bed quilt and made good use of some of the "wasted" fabric in another project. An accurate quarter inch and the ability to do some straight seams is all it takes - perfect for quilters of all abilities!



Friday, January 26th 6:30-10:00pm



Friday, February 2nd 6:00-9:30pm

\$55.00 + magazine

12. 2017/18 Mystery Quilt Club Quilter's Sweet 16

with Ruth Headley

BEGINNER • CONFIDENT • CHALLENGING

  This year's Mystery Quilt by Border Creek Station is called "Quilter's Sweet 16" and we are only 2 months into this mystery, so it is not too late to join in!



For those of you who are not familiar with mystery quilts — it is set up so you don't know what pattern you are making until the quilt top is done. Mystery Club Members receive 1 installment each month with clearly written instructions and full colour diagrams for 8 months for a true quilting adventure! You have the option of picking your own fabrics or purchasing a kit assembled for this event. Come to the monthly meeting and get: 1) a chocolate, 2) a glass of punch, 3) more tips and tricks, and 4) the next installment of the Mystery Quilt.

If you can't make a meeting, you can pick up your copy of the installment any time during regular business hours after the meeting date. Come and join the fun while Ruth leads you through the secretive journey each month.

Saturday, January 27th	11:00am-12noon
Saturday, February 17th	11:00am-12noon
Saturday, March 17th	11:00am-12noon
Friday, April 6th (yes I know Friday)	6:00-7:00pm
Saturday, May 5th	11:00am-12noon
Saturday, June 2nd	11:00am-12noon



\$30.00

Reveal date to be announced later.

13. Catch All Caddy

with Judy Gibbons

CONFIDENT

  You are gonna love this tote! Over-sized, sturdy and with lots of easy-to-access slip pockets and dividers. It will serve you well on many fronts: sewing room, office, car, bathroom, etc. We will spend a half-day prepping our pieces and then a day on construction. Class is suitable for a confident beginner.



Saturday, January 27th 1:00-4:00pm

Saturday, February 3rd 9:00am-4:00pm

\$70.00 + pattern

14. Boomerang

with Vivian Bales

CONFIDENT

  Time to have a little fun with your fat eighths! This quilt is a great way to use up scraps or dig into that bundle of fat quarters that you have been saving (and have leftovers for another quilt!). The detailing on the top and bottom provides an opportunity to challenge yourself, however, if you wish, you may of course alter it in a way to have a straight across top and bottom instead.





Sunday, January 28th 10:00am-5:00pm

\$55.00 + pattern

15. Cake Mix

with Laurie Jacobsen

CONFIDENT

  What is a Cake Mix? It's a recipe for block parts that makes baking a Layer Cake quilt easier than ever. Using a paper pattern from the Cake Mix recipe pad, and your favourite Layer Cake and background fabric, the stitch-on-the-line method makes easy, precise two triangle squares every time. A variety of blocks and layout ideas are suggested. Choose your favourite block, or several blocks, and create your own unique quilt. Yummy!



Tuesday, January 30th 6:30-10:00pm

Tuesday, February 6th 6:00-9:30pm

\$55.00 + pattern

16. Bernina Club

with Ruth Headley

BERNINA OWNERS

BERNINA⁺

In this class you will be making a small project that enables you to feel more comfortable with your wonderful machine. It is especially useful for new owners who get a free 1 year membership if you bought your machine at BPQ. The nominal \$15 kit fee is required for all others. Everyone who owns a Bernina, however long you have had it is more than welcome to attend. Every month you need to sign up once you see the project and we have the sign-up sheet ready.

Wednesdays: January 31st; February 21st;

March 28th; May 2nd

12:00-3:30pm or 6:00-9:30pm *note change of time

Kit Fee: \$15.00 (after first year)



Have you noticed how many teachers mention colour choice in their write-ups for classes?

Colour 2 - Colour Harmony Sampler


is a fabulous class AND it concludes with a quilt. Not just random blocks but an actual bed quilt! See how colour choices affect the look of just one block pattern. Sign up for Colour 2 and learn to be braver in your colour choices.

Sign-up for class #10 and colour your world!

February

17. Undulations

with Ruth Headley

 This quilt is designed to use a Jelly Roll/ Balipop but you certainly could cut from your stash. The technique is Bargello and a small amount of machine applique. Fun to make, all you need is to be confident in your ¼ inch seam and it will be a breeze. This size makes it a largish wall hanging, as it will look really good hanging, or use it as a small lap quilt.

Thursday, February 1st 6:30-10:00pm
Friday, February 9th 6:00-9:30pm
\$55.00 + booklet



18. Sew Far Behind


with Judy Gibbons

Please see description #4

Sunday, February 4th 10:00am-4:00pm
\$20.00

19. Aurora Bargello

with Linnea Castagner

 We know how much you love sewing Bargello quilts so we have another for you. This one from the Twist and Turn Bargello book and if you choose the colours well it will be a spectacular Aurora. Just like any bargello the emphasis is on the ¼ inch seam, which must be accurate. Linnea has made many quilts using this technique so you are in good hands.

Without a doubt this one needs a lot of stitching but the minute it starts to come together you will be delighted.

Monday, February 5th 6:30-10:00pm
Sunday, February 11th 10:00am-5:00pm
Monday, February 19th 6:00-9:30pm
\$85.00 + book




Hold onto your bobbins!

BEAR'S PAW
QUILTS




20. Blooming 9 Patch

with Ruth Headley


 This pattern comes from "Tradition With A Twist" book from years ago. Without borders this quilt is 72" by 82" so you can easily get it to be a Queen. It is not a difficult quilt but it does take time to do all the strip piecing and then the 9 patching. The fun will be in choosing the 8 fabrics, that blend and coordinate to make a spectacular quilt. Intermediate...in that it is a quilt that you need persistence to complete.

Wednesday, February 7th 6:30-10:00pm
Saturday, February 17th 12:30-4:30pm
Monday, February 26th 6:00-9:30pm
\$85.00 + book



21. Garden Delight

with Linnea Castagner

 This tried and tested pattern is a breeze to do. It starts with sewing a strata and then putting the blocks together into a quilt top. Then you cut the top into two pieces and sew it together to make a different shape. Then you cut it again and sew it again into a different shape. Exciting and nerve racking when you cut. The resulting quilt is amazing. Good for the confident beginner and a breeze for the confident quilter.

Thursday, February 8th 6:30-10:00pm
Thursday, February 15th 6:00-9:30pm
\$55.00 + pattern



Class credits

We offer you the opportunity to earn ½ price and even **free classes**. Each class you attend will give you points towards this goal. This is in addition to the free meters of fabric you can earn by using your BPQ fabric card.


 3 points = ½ price class


 6 points = 1 free class


The points do not carry forward from one teaching session to the next, but your free class can be used or saved.

What the symbols mean

 = beginner/confident level class

 = 1 point

 = challenging level class


 = ½ point

22. Convex Illusions

with Karen Berrel


 This cool visual illusion is easier to make than it appears - made with straight seams and a bit of applique! Colour choices are a bit like choosing for a bargello - strong value differences for the middle section, and a value gradation from light to dark for the two surrounding sections. An accurate quarter inch and you'll be ready to create this fabulous illusion!

Saturday, February 10th 9:00am-4:00pm
Friday, February 16th 6:00-9:30pm
\$70.00 + pattern




23. Whirligigs

with Terry Funk


 This is a fat quarter friendly quilt or you can use your scraps to make these whimsical little pinwheels. Accurate cutting and piecing is a must to get those perfect points. Make whatever size you like. Pattern makes 56"x 64".

Monday, February 12th 6:30-10:00pm
Wednesday, February 14th 6:00-9:30pm
\$55.00 + book



24. Vintage Tin

with Tara Schultz


 Vintage cars and trucks cruise down Route 66 on this quilt. Simple stitching and easy piecing make this quilt a snap. But don't be fooled, this isn't your quilt in a day project. There's even a quilt label included that "reads" like a speeding ticket! A giant step into the past...and how much fun is this?? A cozy chair, good lighting and a cup of tea are all that's needed. Well, maybe some embroidery floss and fabric. But who doesn't already have that? You can make the 63" x 69" full size pattern or just make one of the panels.

Tuesday, February 13th 6:30-10:00pm
Tuesday, February 20th 6:00-9:30pm
\$55.00 + pattern/kit



25. Mini Stained Glass

With Lise Merchant

 The minis are back. Lise will be teaching her easy, fused stained glass miniatures. Choose any simple patterns of your choice except for fireweed. Kits are available.

Sunday, February 18th 10:00am-5:00pm
\$55.00 + pattern



26. Bernina Club

with Ruth Headley

Please see description #16

Wednesday, February 21st

12:00-3:30pm or 6:00-9:30pm *note change of time

Kit Fee: \$15.00 (after first year)

BERNINA⁺

BERNINA OWNERS

27. Happy Birthday Retreat

Another year has flown by, and we are now 15 years old. OMG...are we troublesome teenagers or has that all passed us by? We will of course have a delicious cake thanks to Mary-El Fine Food and Catering, yummy. We have our evening meals provided by Dianne Le Forge, Fireweed Catering.

You will know from previous newsletters that sign-up for this retreat is on the January sign-up which is Saturday, January 6th. We top out at 16 usually. Exciting, fun and games.

Thursday 6:00pm-Sunday 3:00pm
February 22nd-25th
\$160-ish



March

28. Awesome Ocean-Part I

with Vivian Bales

 Elizabeth Hartman has produced a fun-filled quilt sampler of various blocks celebrating the ocean!

A little different this time, we will be working on four blocks only, two as one session and another two as a second session. You may sign up for only the session that interests you or for both sessions. Either way you will learn the Elizabeth Hartman techniques and practice your skills enabling you to tackle the entire quilt. In Part I we will be undertaking Tony the Turtle and Octavian. Come join us on this undersea adventure!

Thursday, March 1st 6:30-10:00pm
Friday, March 2nd 6:00-9:30pm
\$55.00 for 1 class + pattern
\$85.00 for both + pattern



CONFIDENT

29. Green Tea

with Dianne Hart

 This table runner is a fun and easy quilt using eight strip-pieced leaf blocks and sashing. No curves to sew. Bias triangles gives these leaves their beautiful shape. What a great way to use pieces from your stash. All straight stitching so great for beginners and advanced.

Saturday, March 3rd
10:00am-5:00pm
\$55.00 + pattern



BEGINNER

CONFIDENT

BEGINNER

30. Sew Far Behind

with Vivian Bales

Please see description #4


Sunday, March 4th 10:00am-4:00pm

\$20.00

31. Elephant Abstractions

with Geana Hadley

CHALLENGING

 This beautiful quilt is 54" x 60" and is foundation paper pieced. It is a Violet Craft pattern and is made in 97 sections from 12 different fabrics organized from lightest to darkest. Join me in the class and find out how much fun it is to watch this majestic pachyderm come together on the design board. Yes, it is a bit of a commitment but the results are fantastic. Most of the pieces are on the large side so I found they came together quite quickly. Basic paper piecing skills are definitely required for this course.



Monday, March 5th 6:30-10:00pm

Thursday, March 8th 6:00-9:30pm

Sunday, March 18th 10:00am-5:00pm

\$85.00 + pattern

32. Magic Cubes

with Dianne Hart

BEGINNER

 This "Quilt of Illusion" is fun and easy to make. It is a great way to use fabrics with graduated colours as they do the colour matching for you. You can also achieve the same affect selecting your own fabrics in colour families. Let your imagination drift to your favourite pallet of colours, or follow a theme like the northern lights, a sunset or blooming flowers. This is a great quilt for beginners working with half square triangles. The larger pieces make it come together pretty quickly.



Tuesday, March 6th 6:00-9:30pm


Monday, March 12th 6:00-9:30pm

\$55.00 + pattern

33. Awesome Ocean-Part II

with Vivian Bales

CONFIDENT

 Please see full description #28. In Part II we will be working with Mr. Manatee and Salty Seahorse! I just love these sea creatures.

Wednesday, March 7th 6:30-10:00pm

Friday, March 9th, 2018 6:00-9:30pm

\$55.00 for 1 class + pattern

\$85.00 for both + pattern



we've got it!

BERNINA 770-QE

comfortable • intuitive • inspiring

- Patchwork foot 97D included
- Extra-Long Freearm
- BERNINA Dual Feed
- Total Stitch Control
- BERNINA 9 Hook



BERNINA+

made to create



BERNINA 350-PE

highest precision + Swiss quality = unbeatable price/performance ratio!

BERNINA 380

vast range of features and functions – the top model of the 3 Series.

BERNINA 570-QE

all-rounder for sewing, quilting and embroidery

*Beautiful design.
Quality you'll love.
A lifetime of inspiration.*





We are your Bernina source.

34. Sew Together Bag

with Judy Gibbons

CONFIDENT

  This little bag is a versatility winner! We have been using it as a carry all for our sewing notions, a pencil case or a make-up bag. Don't be put off by all the zippers (four!) as this bag goes together beautifully. This is a suitable project for a confident beginner.



Saturday, March 10th 9:00am-4:00pm
\$55.00 + online pattern

35. Scrappy String Block Quilt

with Vivian Bales

BEGINNER

  If you are like me you have saved scraps since you started quilting. Let's dig into those bins of little treasures and have a little fun. Normally I make string blocks as squares, this time I was inspired by a finished quilt I saw on Instagram and had to make a rectangle version! Worried you may not have enough scraps (I have heard there are those with very little), the shop saves everything, don't be afraid to ask the staff to peek at their scrap bins which are available for purchase by the baggy.





Sunday, March 11th 10:00am-5:00pm
\$55.00 + instruction sheet

36. Build a Landscape

with Gillian McKee

BEGINNER

  Create a simple raw edge applique landscape about the size of a fat quarter, the picture will be constructed layer by layer. This could and should be the beginning of bigger and better art quilts, a jumping off point towards the creations we all aspire to make.





This last sentence was written by Ruth as I know there are many of us who have been interested in landscapes for a long time and hope that we will be able to do this class. You need to be comfortable with free motion quilting a small piece. Good for beginners willing to do free motion quilting.

Tuesday, March 13th 6:30-10:00pm
Saturday, March 24th 9:00am-4:00pm
\$70.00

37. QuiltStart

with Ruth Headley



BEGINNER

  Please see description #1
Introduction to Quilting:
Wednesday, March 14th 6:00-9:30pm
Class
Thursday, March 22nd 6:00-9:30pm
Friday, March 23rd 6:00-9:30pm
Thursday, March 29th 6:00-9:30pm
\$65.00

38. Raggy Quilts

with Ruth Headley

BEGINNER



  Perfect for beginners. We have new flannels coming all the time and some easy patterns to make in this technique. We need a prep night so we are all on the same page in the cutting and then we can start stitching in the second part of the class.



Thursday, March 15th 6:30-10:00pm
Friday, March 16th 6:00-9:30pm
Monday, March 19th 6:00-9:30pm
\$70.00 + pattern

39. Imagine

with Ruth Headley

  This is a class based on the new Art to Heart book by Nancy Halvorsen. This designer was rumoured to have retired a few years ago but has suddenly reappeared. The book has patterns for 12 cute little quilt-lets, and they are all made with the same raw edge applique technique. This means we only need a couple of sessions and then you will be on a roll. I hope I can adapt them to fit a holder, but more of that later.





Saturday, March 17th 1:00-4:30pm
Friday, April 13th 6:00-9:30pm
\$55.00 + booklet

40. Chili Peppers

with Ruth Headley

ALL LEVELS

  What a fun quilt to make. I first saw this in Sedona and fell in love with it. A little bit of piecing and a lot of playing, this is really an art quilt, so we could do an art quilt facing to finish it. Good for a bit of creative free motion quilting.

Tuesday, March 20th 6:30-10:00pm
Monday, April 9th 6:00-9:30pm
\$55.00 + pattern



We Have Gone Green

Bring your own cloth bags with you
- or even better, make one to use. We have patterns too!



All About BPQ Retreats

It has evolved over the years that we do early sign-up for our Quilt Retreats. Rather than waiting for class sign-up days in January and September, we begin the sign-up for these coveted getaways earlier. Don't despair, we have a board up in the shop to let you know when sign-up will begin. Keep your eyes open for registration.

Location	Sign-up begins	Retreat Date
BPQ Birthday	January	late-February
Haines Junction	mid-October	April
Longest Day	April	late-June
Haines Junction	mid-June	late-September
Inn on the Lake	June	mid-November

41. Walking Foot Quilting

with Ruth Headley


CONFIDENT

Using the walking foot to quilt with has become very popular recently. Last term there were 6 of our teaching samples quilted with the walking foot. In this class you will realise the potential of this technique and leave full of confidence.

Sunday, March 25th

10:00am-4:00pm

\$55.00 + book



42. Free Motion Quilting

with Ruth Headley


BEGINNER

In this class we will firstly work on the basic set up and then jump into some easy designs that you can perfect, adapt and practice. We will work on a sample system, so that there is less stress, and more play. I shall of course show you how to handle a larger quilt. Come and begin your free motion experience.

Monday, March 26th 6:30-10:00pm

Tuesday, March 27th 6:00-9:30pm

\$55.00 + a variety of books are available



43. Bernina Club

with Ruth Headley

BERNINA OWNERS

Please see description #16

Wednesday, March 28th

12:00-3:30pm or 6:00-9:30pm *note change of time

Kit Fee: \$15.00 (after first year)



BPQ - meet 4 of our teachers



Gillian



Tara



Dianne



Judy

April

44. Camden Bag

with Geana Hadley

CONFIDENT

This gorgeous bag is made using a new technique to create fabric tubes, handles, and general construction. The result is a very sturdy and beautiful bag. Here is an opportunity to use those big bold buttons you bought with no idea what you would do with them. The tubes are zigzagged together with a bit of hand stitching. You will love the results.



Tuesday, April 3rd 6:00-10:00pm

Saturday, April 14th 9:00am-4:00pm

\$70.00 + pattern

45. QuiltStart

with Ruth Headley

BEGINNER

Please see description #1

Introduction to Quilting:

Wednesday, April 4th 6:00-9:30pm

Class

Tuesday, April 10th 6:00-9:30pm

Wednesday, April 11th 6:00-9:30pm

Thursday, April 12th 6:00-9:30pm

\$65.00

46. Spring Blooms

with Terry Funk

BEGINNER

This is a fusible appliqued wallhanging with a fun country flair. We'll learn how to use fusible web to make this project as well as how to stitch the edges of the pieces to make a beautifully finished quilt. 30" x 54"



Saturday, April 7th

9:00am-4:00pm

\$55.00 + book

47. Sew Far Behind

with Dianne Hart

Please see description #4

Sunday, April 8th 10:00am-4:00pm

\$20.00

48. Please No Snow retreat

with the truly addicted quilters
This retreat coincides with the beginning of spring, or even the end of winter. We have a wonderful caterer to feed us our evening meals, the rest of the meals are self catered.

We generally stay in the Alcan Hotel, who give us a great rate. The facility is really spacious and we have a fabulous group of quilters. You know that in this and every other newsletter there is a retreat schedule and a sign-up schedule. You need to get it on your fridge if you want to join us on any of the retreats. As of now we are full, as sign up was last October, we do run a waiting list and it is well worth putting your name on this.

Thursday 9:00-Sunday 3:00pm
April 19th-22nd
\$160-ish + hotel



Bernie and Shelley

This dynamic couple is coming up from Vancouver again.

They arrive on Tuesday, April 24th, and will be available to **service machines on Wednesday, April 25th and Thursday, April 26th.**

If you need your machine serviced, get on the list ASAP.

Classes on Friday, April 27th and Saturday, April 28th will focus on getting the best out of your sewing machine.

Sunday, April 29th and Monday, April 30th they will teach a precision piecing class. They have so much to teach and I for one have so much to learn from them. They are endlessly helpful with problems.



vancouvermodernquiltguild.ca

49. 500 Series Bernina Primer

with Bernie and Shelley
How to get the most out of your 500 Series Bernina sewing machine.
Friday, April 27th "the morning"
Price to be arranged

50. 700 Series Bernina Primer

with Bernie and Shelley
How to get the most out of your 700 Series Bernina sewing machine.
Friday, April 27th "the afternoon"
Price to be arranged


51. Build a Better Relationship with your Sewing Machine

with Bernie and Shelley
If your relationship with your sewing machine isn't what you thought it would be when you bought it, if tension is making you tense, this class is for you. In a relaxed and fun atmosphere Bernie and Shelley will guide you to a better understanding of your sewing machine and help you discover capabilities you may not even know it has. Learn tricks of the trade that will make your sewing experience much more rewarding.

Saturday, April 28th 10:00am-4:00pm
\$60.00

52. Precision Piecing

with Bernie and Shelley
Join Team Tobisch and make precision pieced Winter Star blocks while learning new techniques and tools to make your piecing more accurate and pleasing to the eye. First Bernie will teach you how to turn your sewing machine into a precision piecing instrument. Next you will learn about fabric preparation and the importance of washing, drying in the dryer, starching and pressing fabrics before you begin cutting and piecing. Discover the difference the right ruler can make for consistent, precise cutting and the importance of opposing seams when pressing. Learn how to make halfsquare triangles from sewing to pressing to cutting with more accuracy and ease than ever before. Learn Shelley's New Precision Piecing technique combining paper pieced units with traditional pieced units. Learn how easy it is to paper piece when all the shapes are precut using Tri-Recs and Flying Geese rulers and how to chain piece paper pieced units all on the same piece of paper! Last of all you will discover how to work with Quilt Block Builders, SeamAlign Glue and the Easy Press Pen and how to create precision pieced blocks with ease!



Sunday, April 29th 10:00am-4:00pm
Monday, April 30 10:00am-4:00pm
\$110.00

May

53. Bernina Club

with Ruth Headley
Please see description #16
Wednesday, May 2nd
12:00-3:30pm or 6:00-9:30pm *note change of time
Kit Fee: \$15.00 (after first year)

BERNINA+

BERNINA OWNERS

Bonnie Gauvin

Bitchin Stitchin
Quilting Service

17 Bamboo Crescent
Whitehorse, YT
Y1A 4Z7
(867) 334-7522
bonnie.gauvin@yahoo.com

IN STITCHES
LONG ARM QUILTING SERVICE

TARA SCHULTZ
I'LL BE QUILTING

PHONE: 867 668 1963
EMAIL: INSTITCHES.YUKON@GMAIL.COM

Box 10067
WHITEHORSE, YT Y1A 7A1

**EMPRESS CUSTOM
QUILTING**

JANET SPINKS
11 CLOUDBERRY LANE
WHITEHORSE, YUKON
Y1A 5W5
867-333-0951

Love Quilting
Creative Design & Custom Quilting

Joanne Love
44 MacPherson Rd
Whitehorse, Yukon Y1A 5S4
(867) 335-3330
lovequilting@northwestel.net

Thelma's Quilts
Beautiful, high-quality
handmade quilts

e: thelmasquilts@gmail.com
c: 867-456-7038

* Requests for custom quilts are welcome *

**Celtic
Quilter**

Long arm
machine quilting
pantograph
freehand
custom

you create it and I'll quilt it!

Danae Moore
Phone: 867.667.7827
cell: 867.333.0233
celticdreamer@northwestel.net

**Just like
piecing...
but not
quilting?
Here's a
way to
get those
projects
finished.**

SEW THERE
Long Arm Quilting Services

Debbie Brewster
Phone (867) 456-4678
Snowdogs1998@gmail.com

...these are "SEW" cute!
come & get some ☺

BEAR'S PAW
QUILTS

Bear's Paw Quilts - Workshop Policies

Classes are open on a first come basis. When a class fills up quickly, we often put people on a wait list and schedule another class.

We request that you leave babies and children at home when you come to a class. Teens are welcome in all our classes.

You are not officially registered until you have paid. GST will be added to class cost. You may pay for a class with Visa, MC, debit card, cash or use your class points.

Cancellation: In the event you cannot attend a class that you have paid for, we will issue credit or transfer you to another class if we receive 7 days notice. If we receive less than 7 days notice, we will give you class handouts, but no refund can be given.

Class Minimum: A class must have 3 students.

Sewing Machines: Please bring your own machine in good working order. An instruction manual for the machine is essential. Don't forget to bring extra machine needles. BPQ does have Bernina sewing machines for rent - see our Sewing Machine Rental Policy.

Supply Lists: are available for each class at the time of registration. Read it carefully and bring everything on the list.

Place: All classes are in the BPQ classroom. Ironing boards and irons are provided. 2 large cutting mats are provided. Please bring anything else you may need, and label all your personal equipment.

Bear's Paw Quilts - Sewing Machine Rental Policy

- ◆ In the interest of encouraging beginners to quilt, Bear's Paw Quilts has purchased entry-level Bernina's that are available for rent.
- ◆ Cost of machine rental is \$30 per day or \$15 for half a day **or less**.
- ◆ The rental machine must be booked and paid for at the time of class registration. In the event you wish to cancel either the machine rental or the class, you will recover full credit for your payment only if we receive the cancellation **7 days before the class date**.
- ◆ At the time you book the sewing machine, you must make an appointment for a brief instruction on the use of the machine.
- ◆ The machine is kept on the shop premises at all times. You may not take it home.
- ◆ You must provide your **own thread, machine needles**, personal sewing equipment and supplies. Any bobbins that you use must be left with the machine at the end of the rental period.



January

- 3rd (Wednesday) shop re-opens
- ➔ 6th (Saturday) Sign-up day
- 9th, 17th, 18th & 19th
- (Tuesday/Wednesday/Thursday/Friday) QuiltStart **1**
- 9th, 22nd & 23rd
- (Tuesday/Monday/Tuesday) Daytime QuiltStart **2**
- 10th (Wednesday) Colour 1 **3**
- 14th (Sunday) Sew Far Behind **4**
- 15th (Monday) Machine Bindings **5**
- 16th & 25th (Tuesday/Thursday) Magic Squares **6**
- 20th (Saturday) All Aflutter **7**
- 21st (Sunday) Sparks **8**
- 23rd & 29th (Tuesday/Monday) Panel Quilt **9**
- 24th (Wednesday) Colour 2 **10**
- 26th & February 2nd (Friday/Friday) This Way **11**
- 27th (Saturday) Mystery Quilt **12**
- 27th & February 3rd
- (Saturday/Saturday) Catch all Caddy **13**
- 28th (Sunday) Boomerang **14**
- 30th & February 6th (Tuesday/Tuesday) Cake Mix **15**
- 31st (Wednesday) Bernina Club **16**

March

- 1st & 2nd (Thursday/Friday) Awesome Ocean-I **28**
- 3rd (Saturday) Green Tea **29**
- 4th (Sunday) Sew Far Behind **30**
- 5th, 8th & 18th (Monday/Thursday/Sunday) Elephant **31**
- 6th & 12th (Tuesday/Monday) Magic Cubes **32**
- 7th & 9th (Wednesday/Friday) Awesome Ocean-II **33**
- 10th (Saturday) Sew Together Bag **34**
- 11th (Sunday) Scrappy Strings **35**
- 13th & 24th (Tuesday/Saturday) Landscapes **36**
- 14th, 22nd, 23rd & 29th (Wednesday/Thursday/Friday/Thursday) QuiltStart **37**
- 15th, 16th & 19th (Thursday/Friday/Monday) Raggy Quilts **38**
- 17th & April 13th (Saturday/Friday) Imagine **39**
- 20th & April 9th (Tuesday/Monday) Chili Peppers **40**
- 17th (Saturday) Mystery Quilt **12**
- 21st (Wednesday) Colour 2 **10**
- 25th (Sunday) Walking Foot Quilting **41**
- 26th & 27th (Monday/Tuesday) Free Motion Quilting **42**
- 28th (Wednesday) Bernina Club **43**

April

- 3rd & 14th (Tuesday/Saturday) Camden Bag **44**
- 4th, 10th, 11th & 12th (Wednesday/Tuesday/Wednesday/Thursday) QuiltStart **45**
- 6th (Friday) Mystery Quilt **12**
- 7th (Saturday) Spring Blooms **46**
- 8th (Sunday) Sew Far Behind **47**
- 18th (Wednesday) Colour 2 **10**
- 19th - 22nd (Thursday to Sunday) No Snow Retreat **48**
- ➔ 25th & 26th (Wednesday/Thursday) Servicing Machines **book asap**
- 27th (Friday) 500 Series Primer **49** 27th (Friday) 700 Series Primer **50**
- 28th (Saturday) Build a Better Relationship **51**
- 29th & 30th (Sunday/Monday) Precision Piecing **52**

May ...

- 2nd (Wednesday) Bernina Club **53**
- 5th (Saturday) Mystery Quilt **12**
- 16th (Wednesday) Colour 2 **10**
- June 2nd (Saturday) Mystery Quilt **12**

February

- 1st & 9th (Thursday/Friday) Undulations **17**
- 4th (Sunday) Sew Far Behind **18**
- 5th, 11th & 19th (Monday/Sunday/Monday) Aurora Bargello **19**
- 7th, 17th & 26th (Wednesday/Saturday/Monday) Blooming Nine Patch **20**
- 8th & 15th (Thursday/Thursday) Garden Delight **21**
- 10th & 16th (Saturday/Friday) Convex Illusion **22**
- 12th & 14th (Monday/Wednesday) Whirligig **23**
- 13th & 20th (Tuesday/Tuesday) Vintage Tin **24**
- 17th (Saturday) Mystery Quilt **12**
- 18th (Sunday) Mini Stained Glass **25**
- 21st (Wednesday) Bernina Club **26**
- 22nd - 25th (Thursday to Sunday) Birthday Retreat **27**
- 28th (Wednesday) Colour 2 **10**

Saturday Savers

"plan" for great savings

JANUARY			MARCH		
6th	Books and Patterns	15 %	3rd	Fat Quarters	4 for the price of 3
13th	Notions	15%	10th	Pre-cut Fabrics LC, FS, JR, CP	10%
20th	Fat Quarters	4 for the price of 3	17th	Remnants	+15%
27th	Batiks	15%	24th	Notions	15%
FEBRUARY			APRIL		
3rd	Batting	10%	7th	Modern & Children's Fabrics	15%
10th	Flannels	15%	14th	Batiks	15%
17th	Threads	15%	21st	Notions	15%
24th	Bernina accessories	15%	28th	Flannels	15%

IS A NINE PATCH PART OF A TWELVE STEP PROGRAM?