


BEAR'S PAW QUILTS



100 - 2093 2nd Avenue, Whitehorse, Yukon, Canada Y1A 1B5
Phone: (867) 393-BEAR (2327) www.bearspawquilts.com
twitter @ BearsPawQuilts1 f Bears-Paw-Quilts



Welcome back to the New Term

It has been a mixed summer weather wise, with lots of activity in the shop. The tourists have done us proud, without them we would be dead in the water in the summer months while most of you are enjoying the great outdoors. We really appreciate their support, they have travelled from all over the place and we love to think of the stuff we sell them zooming all over the world.

This year as well as featuring panels in abundance our speciality has been the northern sky fabrics. Over the last year I have been amassing a good variety of bolts. So in May we unveiled them and discovered that we had in excess of 45 different fabrics. Then we were able to cut a fabulous Layer Cake with a great spread of fabrics all different - the tourists loved them. We made 2 sample quilts to show them off, from BPQ patterns, a lap quilt using Lori's Quilt pattern and a large Queen using Lightening pattern. You can see them in the shops or on FaceBook. The slight problem is that the more yardage we sell the stash of bolts diminish, and we may get below the magic 40 fabrics. I tell the customers that there is not another shop in the whole of North America that stocks as many Northern Sky fabrics as we do. I hope they don't find one and challenge us!

We also chose the most dramatic northern lights fabrics and made two different Sudoku bundles with sample quilts, such fun we have had in the shops. If you get inspired to get either the Sudoku bundle or the Layer Cake, do not delay else you may be disappointed.



The pop up shop had a new location this year, in our first year we were in the left end of the of the Seacans on the back row, then in our second year we moved to the right hand end next to the Bistro. I have to say I liked that

location as the bistro smells were delicious and tantalizing AND they delivered the burger and chips to the shop. Did I admit to buying burger and chips when I worked there? 😊

This year we were super lucky to get a unit on the deck, right in the middle of the row, it is much more sociable, visible and in the thick of the action. I have found time to be in the pop-up once a week and it's lovely with music and generally busier, and nearer to the loos. I really enjoy it and it gives us an opportunity to access a different sort of visitor. They are greatly impressed by our Territory and what the Canadian North has to offer.

Enough about the summer, let's welcome you back to our new term and new quilting. We have a good variety in our classes, as you will see. We have little change in the teaching staff, **Geana** is travelling quite a bit and has decided she will not have time to teach. Thank you Geana for your work in the past and some interesting quilts, and for introducing Bosal into our life in the Camden bag class.

On the counter side of the shop we have a new recruit, **Gwen Laxton**, great to have her join our team. We soon discovered that she has sewing skills that none of us have, with her machine embroidery she has created some fabulous stuff, which we hope to see more of.

While on the subject of staff, teaching and shop staff, you are a talented lot. I want to sincerely thank you for all you do. The shop would not be what it is today without all your input.

Thank you, thank you!

~Ruth and the staff of BPQ

September

1. Sew Far Behind

with Vanessa Austin

What an opportunity this is, a whole day to come to grips with some of those unfinished projects. It's quiet, lots of space, no distractions and a teacher on hand to help you work out those problems...and all for a fabulous price.

Sunday, September 8th 10:00am-4:00pm
\$20.00

2. QuiltStart

with Ruth Headley

This class is designed for those who have no experience in quilting, or for those who want to get back to basic skills. The class has two components: Introduction to Quilting where you learn about the basic equipment and materials needed as well as learning about your machine, and QuiltStart where you will make a table runner in the Rail Fence design. This class provides the rudiments of quilting and prepares you to work on any number of projects afterward. This class is comprised of 14 hours of class time and up to 4 hours of extra sewing to complete the project.

Introduction to Quilting:

Monday, September 9th 6:00-9:00pm

Class:

Saturday, September 14th 9:00am-4:00pm

Monday, September 16th 6:00-10:00pm

\$65.00



3. Daytime QuiltStart

with Ruth Headley

Please see description #2

Introduction to Quilting:

Monday, September 9th 6:00-9:00pm

Class:

Tuesday, September 17th 9:30am-4:00pm

Wednesday, September 18th 9:30am-4:00pm

\$65.00

4. Colour 1

with Dianne Hart

Join us for an evening of fun as we play with fat quarters to explore colour families, intensity, tone and texture. This introductory colour theory course, designed by Karen Mills, is perfect for beginner and advanced quilters. Join us and see how to add a little colour pizzazz to your quilts.

Wednesday, September 11th 6:00-9:30pm

\$30.00 + colour wheel



5. Autumn Paths

with Terry Funk

This is one of the most exciting quilts I've ever made and we are going to do it again! It combines braids and large blocks of focus fabric. It's suitable for confident quilters and is a great exercise in fabric choice. You'll need lots of coordinating fabrics to go with your focus. This quilt finishes at 75" x 95".

Tuesday, September 17th 6:30-10:00pm

Sunday, October 6th 10:00am-5:00pm

Sunday October 27th 10:00am-5:00pm

\$100.00 + book



Bears-Paw-Quilts



Customer Appreciation Day Saturday December 21st

Of course you realize we appreciate you all the time and especially every Saturday when we have a Saturday Saver. On the 21st though, the whole shop is discounted by 15%. There will be refreshments available, of course and many of the staff will be around to chat and have a good time.

It is at this event that we show the results of the **Yearly Challenge**. We want as many entries as possible and the more there are the more I can put them into categories and have more prizes. As always the winners are chosen by the viewers.

The theme this year is **Snow White**, interpret it anyway you can.

What's new at BPQ?

Yearly Challenge



- ❖ The theme is **Snow White**.
- ❖ The item can be made by using any technique: from machine to hand to art quilt.
- ❖ It may be any size.
- ❖ All entries are anonymous.
- ❖ Labels must be hidden.
- ❖ Entries must be in by closing time December 20th.
- ❖ The entry fee is a small (or large) number of groceries for the food bank.
- ❖ Photos and results will be shown on Facebook.
- ❖ Voting starts at Customer Appreciation Day and continues to mid-week.
- ❖ Prizes awarded from the viewers vote.

Please support us and participate.

6. Lloyd and Lola

with Tara Schultz

BEGINNER

  If you enjoyed Bjorn Bear, here's another Elizabeth Hartman quilt project. Do you know someone who loves llama's?. Make the pillow, a single llama quilt or the full quilt, with two llama's. Once the cutting is done, the quilt goes together fairly quickly, with a bit of organization and accurate 1/4" seams.

Wednesday, September 18th 6:30-10:00pm

Wednesday, October 16th 6:00-9:30pm



\$60.00 + pattern



7. Seasons

with Karen Berrel

ALL LEVELS


  This is a fun wall quilt that I thought was perfect to represent Yukon's seasons. It starts with a simple bargello-ish background. From there, the sky's the limit! You may choose to use the appliqué from the original pattern, or you may choose to make it using some of the art quilt techniques you will learn in class.

Bring some of your own art supplies, or pay a small fee for a kit that will get you going. This one is only limited by your own imagination...

Thursday, September 19th 6:30-10:00pm

Sunday, September 29th 10:00am-5:00pm

\$75.00 + pattern



8. T-Shirt Quilt

with Vanessa Austin

BEGINNER

  Put those special T-Shirts into a quilt, a great keepsake to mark a special occasion - retirement, graduation - or just because it's time to do something with those old t-shirts you can't part with! Sashing and special themed fabrics can be incorporated, as in the sample photo, or simply piece a top of same sized squares without sashing for a quick easy finish. The design choice will be yours!

Saturday, September 21st 9:00am-4:00pm

Tuesday, October 8th 6:00-9:30pm

\$75.00 + pattern



9. Twilight Hopscotch

with Terry Funk

CONFIDENT

  This traditional quilt is from Kim Diehl's book "Simple Comforts". It's a mix of stars and chain blocks. I've made it three colours but it looks like a two, very subtle colour mix. The sample is 62" square but you can make it larger if you choose.

Sunday, September 22nd

10:00am-5:00pm



\$60.00 + book



10. Block by Block-Divided by 3 or 4

with Ruth Headley

CONFIDENT

  This class is a chance for you to learn the method devised by Melissa Marginet to put sandwiched quilted blocks together. After this class you will be able to quilt a Queen sized project on your household sewing machine.

The pattern I am using is a 4 block wall hanging that will have sashing added once the blocks are quilted. Hopefully you will also quilt using your walking foot as per Melissa. It is not mandatory that you have attended the class I hold on her walking foot but it will certainly help. I deliberately chose a small project this time to ensure we get to the important part, putting the quilted blocks together.

Monday, September 23rd 6:30-10:00pm

Monday, September 30th 6:00-10:00pm

Friday, October 4th 6:00-10:00pm

\$75.00 + pattern



Sale, Sale, Sale!

You did remember that the sign-up day is always on the first Saturday in September.... the 7th.

Once you are signed up for your classes then the choosing of the fabrics begins and this weekend it can be with discount.

*The 50% fabric drops down to **70%***

*The 30% reduces to **50%***

*There will be a table full of new **30%***

*The remaining fabric in the shop will be **15%***

Can't get any better.

Sunday, September 15th

10:00am to 4:00pm

Monday, September 16th

10:00am to 6:00pm

Hint: You may want to scope out the fabric during the week before the sale.

11. One Block Wonder Panel

with Ruth Headley & Vanessa Austin

CONFIDENT • CHALLENGING

Another round, I couldn't be more excited. You have probably seen them all over the internet, o.b.w. made with seven identical panels. It comes with its own problems but nothing we can't deal with. We start with the cutting and then finish with the joining of the whole panel and all the hexagons. Between the two of us we will give lots of help and advice to make another batch of wonderful quilts.



Tuesday, September 24th 6:30-10:00pm
Tuesday, October 1st 6:00-10:00pm
Tuesday, October 15th 6:00-10:00pm
Tuesday, November 19th 6:00-10:00pm
\$90.00 + book

12. Bernina Club

BERNINA

with Ruth Headley

BERNINA OWNERS

In this class you will be making a small project that enables you to feel more comfortable with your wonderful machine. It is especially useful for new owners who get a free year membership if you bought your machine at BPQ. The nominal \$15 kit fee is required for all others. Everyone who owns a Bernina, however long you have had it is more than welcome to attend. Every month you need to sign up once you see the project and we have the sign-up sheet ready.

Wednesday, September 25th
12:00-3:30pm or 6:00-9:30pm *note change of time
Kit Fee: \$15.00 (after first year)

Class credits

We offer you the opportunity to earn ½ price and even **free classes**. Each class you attend will give you points towards this goal. This is in addition to the free meters of fabric you can earn by using your BPQ fabric card.

◆◆◆◆ 3 points = ½ price class

◆◆◆◆◆◆ 6 points = 1 free class

The points do not carry forward from one teaching session to the next, but your free class can be used or saved.

What the symbols mean

◆◆ = beginner/confident level class ◆ = 1 point

◆◆◆◆ = challenging level class ◆◆ = ½ point

13. No Snow Yet, Please! Retreat

with the "let's start some serious quilting" group

ALL LEVELS

If you read the newsletter carefully you will know that we sign up for the retreats really early, so that working women can get the time off. This retreat is almost full but it is worthwhile going on the wait list.

We go to Haines Junction, stitch at the Convention Centre and most of us sleep at the Alcan Hotel which gives us a great deal.

It's so good a group of us go out on Wednesday night to be ready for the start on Thursday. Jonathon feeds us the evening meals and they are fabulous. The rest of the meals we organise in small groups or individually.

We hope you can join us on this very productive retreat.

Thursday, 9:00am to Sunday, 3:00pm
September 26th - September 29th
\$160.00-ish + sleeping cost



14. Swag Bag

with Judy Gibbons

CONFIDENT

◆◆ A lovely bag, living large! This one is excellent as an everyday tote or will even take you on an overnigher. It is a great one for mixing and matching some of those co-ordinating fat quarters you have been stashing. Full zip closure with inside and outside pockets. Great for a confident beginner.



Saturday, September 28th 9:00am-4:00pm
\$60.00 + pattern

Class Level Guide

In an attempt to guide you to the degree of difficulty in each class we have designated the following words:

BEGINNER



Those straight from QuiltStart would manage these classes and every other level are welcome, of course.

CONFIDENT



If you were an experienced sewer before QuiltStart this would be do-able, or if you have made a few quilts and you feel confident.

CHALLENGING



These require considerable experience in quilting, and will take time and patience. But you have to sew your first challenging quilt sometime.

This is only a guide to let you know what to expect from a class.

October

15. Colour 2 – Colour Harmony Sampler-pt 1

with Dianne Hart

Expand the colour in your quilting world by playing with different colour harmonies. In this advanced colour course designed by Karen Mills, you will choose a colour scheme and block pattern to explore the effects of colour and design. Part 1 takes you through the first 4 sessions.

Part 2, starting in January, expands your horizon with 5 additional colour theories that will stretch your imagination. At the end of the year you will have completed enough squares to complete a sampler quilt exploring your selected colour.

Pre-requisite: a beginner colour theory course.

Wednesday, October 2nd

6:00-9:30pm Class 1: Monochromatic

Wednesday, October 23rd

6:00-9:30pm Class 2: Analogous and Analogous with an Accent

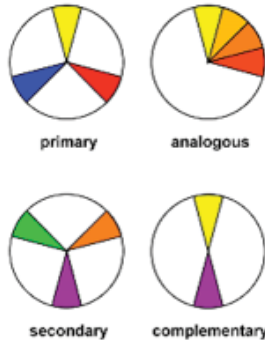
Wednesday, November 13th

6:00-9:30pm Class 3 Complimentary

Wednesday, December 4th

6:00-9:30pm Class 4 Split Complimentary

\$90.00 for 4 sessions



BEGINNER • CONFIDENT • CHALLENGING

ALL LEVELS

16. Mod TV

with Karen Berrel

A lap or wall quilt to take you back to the fifties and sixties, baby! It could be a good one to use up some fabrics you may already have in your stash . . . or have fun buying many more! This quilt combines straight piecing techniques with some free-form modern cutting techniques, and a tiny bit of applique for good measure. Make it as colourful or as neutral as you want. Choose to make TV screens as shown in pattern, or find some retro fabric to use. Too fun!

Thursday, October 3rd 6:30-10:00pm

Thursday, October 17, 6:00-9:30pm

\$60.00 + pattern



17. Traveler's Notebook

with Judy Gibbons

Consider oneself fairly warned that Traveler's Notebooks are an obsession all their own! And when this obsession crosses path with an art quilting obsession you get this class! Students will use various surface design techniques to construct their own A5 sized notebook cover, which can then be used for personal journalling, various 'art-ing', etc.

Saturday, October 5th 9:00am-4:00pm

\$60.00 + pattern

CONFIDENT








we've got it!

BERNINA 770-QE

comfortable • intuitive • inspiring

- Patchwork foot 97D included
- Extra-Long Freearm
- BERNINA Dual Feed
- Total Stitch Control
- BERNINA 9 Hook

BERNINA
made to create

BERNINA 480
highly sophisticated - brilliantly simple
power, speed, perfection & ease

BERNINA 570-QE
all-rounder for sewing,
quilting and embroidery

BERNINA 590
perfection is the new standard for
sewing, quilting and embroidery

*Beautiful design.
Quality you'll love.
A lifetime of inspiration.*

**BEAR'S PAW
QUILTS** 

We are your Bernina source.

18. QuiltStart

with Ruth Headley

BEGINNER

Please see description #2

Introduction to Quilting:

Monday, October 7th 6:00-9:00pm
Class

Friday, October 18th 6:00-10:00pm

Monday, October 21st 6:00-10:00pm

Tuesday, October 22nd 6:00-10:00pm
\$65.00

19. Machine Service

with Bernie and Shelley

Is it a year since you had your machine serviced? Do you have a little problem with your machine? Well this is where you can get some help.

It is best if you have booked it in and talked to us, or Bernie, and then you bring the machine in a bit early. He services all machines and is always there to talk to.

Monday, October 7th all day

Tuesday, October 8th all day

20. Build a Better Relationship with your Sewing Machine

ALL LEVELS

with Bernie Tobisch

Are you having relationship problems with your sewing machine? Is there tension in the air? Is the honeymoon over? Maybe you and your machine only need to learn how to communicate more clearly.

Let Bernie be your counsellor and help you discover how to understand what your sewing machine is trying to tell you. Learn how to get it to do what you would like it to do. End the tension filled battles, once and for all! Reconnect and grow to love your machine all over again.

Together we will address tension, feeding of fabric, needle and thread choices and do some fancy footwork!


This class is based on Bernie's book "You and Your Sewing Machine" and a copy in class would make a great resource.

Let's get this relationship off on the right foot!!

Wednesday, October 9th

10:00am-4:30pm

\$90.00 + book



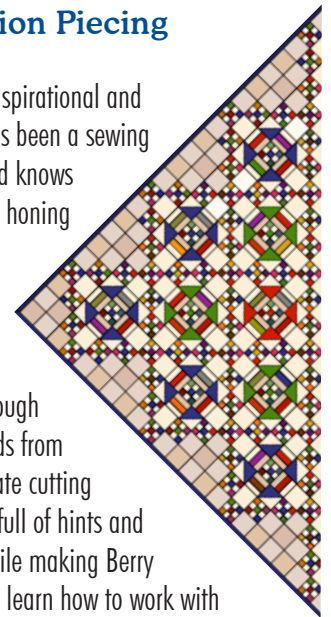
21. Fruit Medley - Precision Piecing

with Team Tobisch

CONFIDENT

Join Team Tobisch for an entertaining, inspirational and rewarding quilting experience. Bernie has been a sewing machine technician for over 43 years and knows what makes them tick. Shelley has been honing her precision piecing skills since 1987.

Together the Team kicks off the class showing you how to turn your own sewing machine into a precision piecing instrument. Next they will guide you through easy, step by step, tried and true methods from fabric preparation and pressing to accurate cutting and pin-less piecing. This class is chock full of hints and tips that naturally result in accuracy. While making Berry Bowls and Mini Fruit Cup blocks you will learn how to work with Easy Press Fabric Treatment, the Easy Press Pen, Seam Align Glue, Block Builders and much more. This class is designed for confident beginners and seasoned quilters who are interested in unlocking the secrets to better accuracy in piecing.



Thursday, October 10th 10:00am-4:00pm

Friday, October 11th 10:00am-4:00pm

\$155.00 - book available



22. Foot Camp

with Team Tobisch

ALL LEVELS

Presser feet expand your creative potential! Join Team Tobisch and learn what foot to use and how to use it to create "perky" pin-tucks, corded buttonholes and a bound zipper. Learn how to gather, make fancy ruffles, decorative couching, piping and more. Learn how presser feet can open new doorways to creativity and unlock the potential of your sewing machine. If you have the presser feet that are on the supply list bring them along as well as any other feet you would like to know about.

Saturday, October 12th 9:30am-4:00pm

\$90.00

Quilters without Borders


This group of quilters meets at Bear's Paw Quilts every Thursday from 10am to 2pm to make quick quilts to donate to those in need. Come in and sew with us.



23. This Shape

with Ruth Headley

BEGINNER

 This small project is made using mainly non-cottons; we need lots of variety and textures to achieve the arty look that we are aiming at. Once you have chosen a colourway, and a basic shape then the fun begins. We have a lot of fabrics to help you out and you only need small amounts and different bits. We will need the machine to embellish and interesting threads. If you have done an arty quilt piece before you will have the materials to make a spectacular piece. It will be mounted on a canvas once completed.



Saturday, October 19th 9:00am-4:00pm
\$60.00

24. Sew Far Behind

with Judy Gibbons

Please see description #1

Sunday, October 20th 10:00am-4:00pm
\$20.00

25. Big Star Tree Skirt

with Ruth Headley

BEGINNER

 I always laugh to myself about tree skirts, only a cute nation like Canada could conceive of putting a skirt on a tree!, but I love making them. I designed this one years ago and decided it needed revitalizing, so here it is. It is based on a Log Cabin block so if you have never pieced this block, this is a good class for you.



You can keep it small or add a border and make it bigger, cut a hole and make it a skirt or no hole leaves it a table topper.

Thursday, October 24th 6:30-10:00pm


Tuesday, October 29th 6:00-9:30pm

\$60.00 + pattern

26. Tree Farm

with Ruth Headley

BEGINNER

 This is such a nice winter quilt, you can certainly do some fun colour combinations; some on the lines of fun and funky, others more organized. It is a very forgiving technique, cut and shuffle, very few points to match and it's a little bit Buggy Barn-ish. Great fun. Makes a perfect lap quilt.



Friday, October 25th 6:30-10:00pm

Thursday, October 31st 6:00-9:30pm


\$60.00 + pattern



27. Leaves Quilt

with Judy Gibbons

CONFIDENT

 A sweet little pattern from Canadian designers (yay!). This class will cover a more controlled method of achieving an improv curved pieced wall hanging. No stressing over points or any such things and many options for layout. Great for a confident beginner.


Saturday, October 26th 9:00am-4:00pm


\$60.00 + pattern

28. Bargello Place Mats

with Linnea Castagner

CONFIDENT

 This pattern comes from More Twist and Turn Bargello Quilts, hold that thought as Linnea wants to return to the book to teach more of the quilts that so fascinate her. This one is ideal for someone who has never 'bargello-ed' before. It is small, it is simple and it is do-able. After this one you will definitely want to make another bigger, more complicated bargello.



Monday, October 28th 6:30-10:00pm

Wednesday, November 6th 6:00-9:30pm

\$60.00 + book

29. Bernina Club

with Ruth Headley

BERNINA OWNERS

Please see description #12

Wednesday, October 30th

12:00-3:30pm or 6:00-9:30pm

Kit Fee: \$15.00 (after first year)

BERNINA



Have you noticed how many teachers mention colour choice in their write-ups for classes?

Colour 2 - Colour Harmony Sampler

is a fabulous class AND it concludes with a quilt. Not just random blocks but an actual bed quilt! See how colour choices affect the look of just one block pattern. Sign up for Colour 2 and learn to be braver in your colour choices.

Sign-up for class #15 and colour your world!

November

30. Something Fishy (This Way Comes)

with Karen Berrel


CONFIDENT  This is such a cute children's quilt, and incorporates a number of techniques. If you have never done paper piecing before, this is a nice one for a starter — pieces are not too small or too big. Some straight piecing, three-dimensional technique, simple embroidery and applique finish off the mix. You can make the entire quilt, or turn one or two fish into a sweet little wall hanging. It's just too cute!!!!



Friday, November 1st 6:30-10:00pm
 Friday, November 8th 6:00-9:30pm
 Friday, November 15th 6:00-9:30pm
 \$75.00 + pattern

31. Winter Solstice

with Laurie Jacobsen


CONFIDENT  Have fun choosing 12 values of fabric in one colour palette to create this muted woodland, darkening mountains and fading sky light quilt. The pattern uses only two blocks, a flying geese block and a strip pieced mountain block. The challenge will be keeping the large variety of fabrics and blocks organized! Instructions are provided for a throw size quilt, perfect for a stunning wall hanging, or a queen-size quilt.



Saturday, November 2nd 9:00am-4:00pm
 Thursday, November 14th 6:00-9:30pm
 \$75.00 + pattern

32. Winter Sports

with Tara Schultz

CONFIDENT  Do you have an athlete in the family? This quilt may be for them. This is an appliqué project, with a bit of piecing. We'll stitch each block before we put it together, so it's easier to manage. You can construct all 12 blocks or modify it to make a wall hanging or a pillow. Pick one sport or several. The options are endless.



Monday, November 4th 6:30-10:00pm
 Monday, November 25th 6:00-9:30pm
 \$60.00 + pattern

33. Create a Landscape Quilt

with Gillian McKee


BEGINNER  Create a landscape quilt from an image of your choice. We'll work through all the steps from making a pattern to the finishing touches that make the quilt come alive! You'll learn techniques you can pick and choose from and work into your project. If you've taken the class before, play with the techniques on a new project. Very forgiving project for practicing free motion quilting.



Tuesday, November 5th 6:30-10:00pm
 Tuesday, November 12th 6:00-9:30pm
 Saturday, November 16th 12:00pm-4:30pm
 \$75.00 + kit

34. On the Slant

with Ruth Headley

CONFIDENT  Oh I love this quilt, it was easy to make and spectacular in appearance. The only special item you need is an accurate 1/4 inch and a 6 1/2 inch ruler. The design is for a square quilt, something that has never appealed to me, so I changed it slightly and made it a rectangle.



You will have fun choosing the fabrics for this one.
 Thursday, November 7th 6:30-10:00pm
 Wednesday, November 20th 6:00-9:30pm
 \$60.00 + pattern

35. Inn on the Lake Retreat

with Very Lucky People

This retreat like the others was signed up a few months ago. You all know that the sign-up dates for the retreats are published in every newsletter. We obviously have to book the venues well in advance, so then we are able to let you sign up, and then get organized for time off work. We are treated royally at Inn on the Lake, it feels very luxurious to be there and use all the facilities. We have the evening meals provided and self cater the daytime meals. Because it is a small resort we are restricted to only 15 people, so if you feel you want to come next year, get organized, first come, first served.

Friday, 9:00am to Monday, 3:00pm
 November 8th - 11th
 \$360.00-ish


YOU help to sustain our community **Local business owners are your friends & neighbours**

THINK LOCAL **buy local**

STRENGTHENS OUR LOCAL ECONOMY local business owners live, work and pay taxes here **Money spent local stays local** **Shopping locally reduces energy consumption and cost** **It is good for the environment** **make this a better place to live!** **Local business owners have the vibrancy of downtown**

36. Mystery Quilt

with Ruth Headley

 We begin the day with the reveal of the completed quilts, hopefully everyone, myself included, will have made the push and got the quilt finished. Oh I wish I had carried on and stitched it in May, like I was suppose to. We hope that everyone who joined in the last Mystery Quilt will come and show and tell, whatever the state of their quilt. Interested visitors are welcome. Then we open the envelope for the first of the next Mystery Quilt programme.

Saturday, November 16th 10:00am-12:00 noon
 Saturday, December 14th 10:00-11:00am

**note change of time*



\$35.00



• ALL LEVELS •

39. Hounds-tooth Made Easy

with Laurie Jacobsen

  Hounds-tooth Made Easy; half the blocks are cut from strip piecing and the other half are plain squares.

The pattern suggests using two different colour ways, fading from light to dark. An ombré or gradated fabric would also work. Or try a classic black and white look. Whatever you choose, this quilt comes together easily and quickly!

Thursday, November 21st 6:30-10:00pm
 Thursday, November 28th 6:00-9:30pm
 \$60.00 + pattern



40. QuiltStart

with Ruth Headley

  Please see description #2

Introduction to Quilting:

Friday, November 22nd 6:00-9:00pm
 Class



Friday, November 29th 6:00-10:00pm

Saturday, November 30th 9:30am-4:00pm
 \$65.00

BEGINNER


41. Quilting the Walking Foot Way

with Ruth Headley

  This is taught from the Melissa Marginet book. I went to her class in Vancouver last year and was enthralled with her methods.

We practice in the morning and then quilt as many place mats as we can in the afternoon. It gives you such confidence that you can begin to quilt your own projects and get fabulous results.

Saturday, November 23rd 9:00am-4:00pm
 \$60.00 + book



CONFIDENT

42. Sew Far Behind

with Tara Schultz

Please see description #1

Sunday, November 24th 10:00am-4:00pm
 \$20.00

43. Bernina Club

with Ruth Headley

Please see description #12

Wednesday, November 27th

12:00-3:30pm or 6:00-9:30pm

Kit Fee: \$15.00 (after first year)

BERNINA OWNERS

BERNINA



We Have Gone Green

Bring your own cloth bags with you
 - or even better, make one to use. We have patterns too!



37. Scrappy String Block Quilt

with Vivian Bales



  Time to play with all those scrappy bits you have been saving forever! You know we all have those pieces we just can't throw out. This fun technique will show you how all fabrics can play together and make a charming scrappy quilt. Bring extra to share with fellow quilters for a quilting bee experience!

Sunday, November 17th 10:00am-5:00pm
 \$60.00 + instruction sheet



38. Boomerang

with Dianne Hart

  This Boomerang design will keep finding its way back to your design board. This is a great stash buster using your favourite solid or small print fabrics. The quilt comes together quickly with no Y-seams to fuss with. A few minor changes gives it a fresh new look every time!

Monday, November 18th 6:30-10:00pm

Tuesday, November 26th 6:00-9:30pm

\$60.00 + pattern



CONFIDENT

**BEAR'S PAW
 QUILTS**

**northern sky
 fabrics**

*...ahem,
 our collection is
 out of this world!*

December

44. Jelly Roll Bosal Rug

with Ruth Headley

This rug was a great hit last year, and after holding 5 extra classes I still had a waiting list, so I am teaching it once more, this term.

Another fun project to sew using Jelly Rolls and the new non-fusible Bosal roll. It is such fun and now I have another bath mat, or a rug for the RV. The only requirement is that your machine sews a zigzag stitch, then it is an easy task. I bet you have a few Jelly Rolls/Balipops hanging around that need a home.

Monday, December 2nd 6:30-10:00pm
Friday, December 6th 6:00-9:30pm
\$60.00 + pattern



• ALL LEVELS •

45. Simple Paper Piecing

with Ruth Headley

This project is to introduce the basics of paper piecing, making a preserve cupboard using our BPQ Row by Row kit.

Tuesday, December 3rd 6:30-10:00pm
Tuesday, December 10th 6:00-9:30pm
\$60.00 + kit

• ALL LEVELS •

BERNINA OWNERS

46. Sew Far Behind

with Dianne Hart

Please see description #1


Sunday, December 8th 10:00am-4:00pm
\$20.00

47. Machine Binding

with Laurie Jacobsen

Learn how to attached a binding to a quilt entirely by machine. No hand stitching! Come away from this class with a set of step-by-step samples that will guide you through your next big project and hands-on practice that will have you well on your way to the perfect machine binding...and finished before Christmas!

Saturday, December 14th 1:00-4:30pm
\$30.00 + hand out



48. Bernina Club

with Ruth Headley

Please see description #12

Wednesday, December 18th
12:00-3:30pm or 6:00-9:30pm
Kit Fee: \$15.00 (after first year)

BERNINA

BPQ - meet our teachers



Just like piecing...
but not quilting?
Here's a way to get those
projects finished.

Celtic Quilter
Long arm
machine quilting
pantograph
freehand
custom
you create it and I'll quilt it!
Danae Moore
Phone: 867.667.7827
cell: 867.333.0233
celticdreamer@northwestel.net

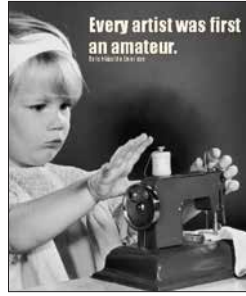
IN STITCHES
LONG ARM QUILTING SERVICE
TARA SCHULTZ
I'LL BE QUILTING
PHONE: 867 668 1963
EMAIL: INSTITCHES.YUKON@GMAIL.COM
Box 10067
WHITEHORSE, YT Y1A 7A1

EMPRESS CUSTOM QUILTING
JANET SPINKS
11 CLODBERRY LANE
WHITEHORSE, YUKON
Y1A 5W5
867-333-0951

Thelma's Quilts
Beautiful, high-quality
handmade quilts
e: thelmasquilts@gmail.com
c: 867-456-7038
* Requests for custom quilts are welcome *

Bitchin' Stitchin'
Quilting Service
Bonnie Gauvin
17 Bamboo Crescent
Whitehorse, YT
Y1A 4Z7
(867) 334-7522
bonnie.gauvin@yahoo.com

No more UFO's



Finished is better
than perfect.

All About BPQ Retreats

It has evolved over the years that we do early sign-up for our Quilt Retreats. Rather than waiting for class sign-up days in January and September, we begin the sign-up for these coveted getaways earlier. Don't despair, on Facebook, we let you know when sign-up will begin. Keep your eyes open for registration.

Location	Sign-up begins	Retreat Date
BPQ Birthday	January	late-February
Haines Junction	mid-October	April
Longest Day	April	late-June
Haines Junction	mid-June	late-September
Inn on the Lake	June	mid-November

Bear's Paw Quilts - Workshop Policies

Classes are open on a first come basis. When a class fills up quickly, we often put people on a wait list and schedule another class.

We request that you leave babies and children at home when you come to a class. Teens are welcome in all our classes.

You are not officially registered until you have paid. GST will be added to class cost. You may pay for a class with Visa, MC, debit card, cash or use your class points.

Cancellation: In the event you cannot attend a class that you have paid for, we will issue credit or transfer you to another class if we receive 7 days notice. If we receive less than 7 days notice, we will give you class handouts, but no refund can be given.

Class Minimum: A class must have 3 students.

Sewing Machines: Please bring your own machine in good working order. An instruction manual for the machine is essential. Don't forget to bring extra machine needles. BPQ does have Bernina sewing machines for rent - see our Sewing Machine Rental Policy.

Supply Lists: are available for each class at the time of registration. Read it carefully and bring everything on the list.

Place: All classes are in the BPQ classroom. Ironing boards and irons are provided. 2 large cutting mats are provided. Please bring anything else you may need, and label all your personal equipment.

Customer Appreciation Day December 21, 2019

15% off Storewide
(some restrictions apply)

- threads • books •
- notions • patterns •
- Bernina accessories •
- all fabric •

See the results of our
Yearly Challenge

Refreshments provided



**BEAR'S PAW
QUILTS**

RULER KIT FOR SIT-DOWN MODELS

- Includes:
- Nested Mini Ovals
 - Squiggle
 - Nested Mini Circles
 - Mini 4-in-1
 - Mini Straight Line Tool

Get foot #72
for best results

We also have
Couching Inserts

available at **BEAR'S PAW
QUILTS**

BERNINA
made to create

Bear's Paw Quilts - Sewing Machine Rental Policy

- ◆ In the interest of encouraging beginners to quilt, Bear's Paw Quilts has purchased entry-level Bernina's that are available for rent.
- ◆ Cost of machine rental is \$30 per day or \$15 for half a day **or less**.
- ◆ The rental machine must be booked and paid for at the time of class registration. In the event you wish to cancel either the machine rental or the class, you will recover full credit for your payment only if we receive the cancellation **7 days before the class date**.
- ◆ At the time you book the sewing machine, you must make an appointment for a brief instruction on the use of the machine.
- ◆ The machine is kept on the shop premises at all times. You may not take it home.
- ◆ You must provide your **own thread, machine needles**, personal sewing equipment and supplies. Any bobbins that you use must be left with the machine at the end of the rental period.



Very Important Days

September

- ➔ 7th (Saturday) Sign-up day
- 8th (Sunday) Sew Far Behind **1**
- 9th, 14th & 16th (Monday/Saturday/Monday) QuiltStart **2**
- 9th, 17th & 18th
(Monday/Tuesday/Wednesday) Daytime QuiltStart **3**
- 11th (Wednesday) Colour 1 **4**
- ➔ 15th & 16th (Sunday/Monday) New Term Sale
- 17th, October 6th & 27th
(Tuesday/Sunday/Sunday) Autumn Paths **5**
- 18th & October 16th (Wednesday/Wednesday) Lloyd and Lola **6**
- 19th & 29th (Thursday/Sunday) Seasons **7**
- 21st & October 8th (Saturday/Thursday) T-shirt Quilt **8**
- 22nd (Sunday) Twilight Hopscotch **9**
- 23rd, 30th & October 4th
(Monday/Monday/Friday) Block by Block-Divided **10**
- 24th, October 1st, 15th & November 19th (Tuesday/Tuesday/
Tuesday/Tuesday) One Block Wonder Panel **11**
- 25th (Wednesday) Bernina Club **12**
- 26th - 29th (Thursday to Sunday) No Snow Please, Retreat **13**
- 28th (Saturday) Swag Bag **14**

October

- 2nd, 23rd, November 13th, & December 4th
(Wednesdays) Colour 2 part one **15**
- 3rd & 17th (Thursday/Thursday) Mod TV **16**
- 5th (Saturday) Traveler's Notebook **17**
- 7th, 18th, 21st & 22nd
(Monday/Friday/Monday/Tuesday) QuiltStart **18**
- ➔ 7th & 8th (Monday/Tuesday) Machine Servicing **19**
- 9th (Wednesday) Build a Better Relationship **20**
- 10th & 11th (Thursday/Friday) Precision Piecing **21**
- 12th (Saturday) Foot Camp **22**

November

- 19th (Saturday) This Shape **23**
- 20th (Sunday) Sew Far Behind **24**
- 24th & 29th (Thursday/Tuesday) Tree Skirt **25**
- 25th & 31st (Friday/Thursday) Tree Farm **26**
- 26th (Saturday) Leaves **27**
- 28th & November 6th
(Monday/Wednesday) Bargello Place Mat **28**
- 30th (Wednesday) Bernina Club **29**
- 1st, 8th & 15th (Friday/Friday/Friday) Something Fishy **30**
- 2nd & 14th (Saturday/Thursday) Winter Solstice **31**
- 4th & 25th (Monday/Monday) Winter Sports **32**
- 5th, 12th & 16th (Tuesday/Tuesday/Saturday) Landscape **33**
- 7th & 20th (Thursday/Wednesday) On the Slant **34**
- 8th - 11th (Friday to Monday) Inn on the Lake Retreat **35**
- 16th (Saturday)
Mystery Quilt Reveal/Mystery Quilt Opening **36**
- 17th (Sunday) String Quilt **37**
- 18th & 26th (Monday/Tuesday) Boomerang **38**
- 21st & 28th (Thursday/Thursday) Houndstooth Easy **39**
- 22nd, 29th & 30th (Friday/Friday/Saturday) QuiltStart **40**
- 23rd (Saturday) Walking Foot Quilting **41**
- 24th (Sunday) Sew Far Behind **42**
- 27th (Wednesday) Bernina Club **43**

December

- 2nd & 6th (Monday/Friday) Jelly Roll Rug **44**
- 3rd & 10th (Tuesday/Tuesday) Simple Paper Piecing **45**
- 8th (Sunday) Sew Far Behind **46**
- 14th (Saturday) Machine Binding **47**
- 18th (Wednesday) Bernina Club **48**
- ➔ 21st (Saturday) Customer Appreciation Day

Saturday Savers

"plan" for great savings

September			November		
Sept. 7th	Patterns and Books	15%	Nov. 2nd	Remnants	+15%
Sept. 14th	Fat Quarters	4 for price 3	Nov. 9th	Bernina Accessories	15%
Sept. 21st	Threads	15%	Nov. 16th	Batiks	15%
Sept. 28th	Grunge	15%	Nov. 23rd	Pre-cut Fabrics JR, LC, CP, FS	15%
October			December		
Oct. 5th	Batiks	15%	Nov. 30th	Fat Quarters	4 for price 3
Oct. 12th	Notions	15%	Dec. 7th	Notions	15%
Oct. 19th	Flannels	15%	Dec. 14th	Kits	15%
Oct. 26th	Batting	10%	Dec. 21st	Customer Appreciation	15%
			Dec. 24th	Late Shoppers	15%

"I have all the fabric I need," said no quilter ever!