


# BEAR'S PAW QUILTS



100 - 2093 2nd Avenue, Whitehorse, Yukon, Canada Y1A 1B5  
Phone: (867) 393-BEAR (2327) [www.bearspawquilts.com](http://www.bearspawquilts.com)  
twitter @ BearsPawQuilts1 f Bears-Paw-Quilts

## Welcome back to the New Term

Welcome back from your Christmas break, I hope you had a Jolly Ho Ho time. We are halfway through our teaching year and so far it has been a good one.

You have all heard that **Judy** had to leave with her husband, Mouse, for medical in Vancouver at the beginning of October. She was scheduled to teach 3 classes all in October so we postponed them. His treatment at the cancer ward is slow and lengthy and they will be away for a few more months. I had hoped to reschedule them for the spring term but that will not happen. We hope that they are able to return soon, and we send our thoughts and good vibes to them. Of course we will sort out the missed classes, refunds, transfers what ever.

**Vivian** and **Linnea** are having a break from teaching next term, but hopefully will return in the Fall. Sadly this week we learned that **Vanessa** and her husband are leaving the territory. We have really enjoyed having her in our quilting community and appreciate all the activities she has spearheaded. Hopefully she will be able to teach the classes scheduled for the first few weeks of the term. We will miss her helpfulness at the shop and wish her well in the next community she moves to. The rest of us continue on.

**Bernie** and **Shelley** are becoming more and more well known in the quilting world, they have appeared on The Quilt Show on TV and on-line. Go to The Quilt Show and look for them, check them out working with Ricky Tims and Alex Anderson. We are pretty lucky they come and work at the shop. They are returning to Whitehorse in June, teaching and servicing machines, of all brands.



I hope to see more of the **Yukon Quest** this year; the start date took us by surprise last year. Again it is early and starts in Fairbanks on February 1st and I am sponsoring a bib. I get **#10** every year then we remember who we are rooting for. Lets hope that our musher finishes else no one gets to see the bib with our name on it. With the GPS they use these days you can get to see more mushers coming over the finish line. I get quite excited at the idea of it all.

This year we were at the **Carcross Commons** again and had moved to the centre deck. It

was much more companionable being there instead of on the back row. I went at least once a week and had a ball, sitting in the sun, hand stitching all sorts of things and chatting to the passing tourists. Good fun and as far as I have planned we will return next summer.

No change in the counter staff at the shop, thank goodness.

I would like to thank all my staff, for all they do above and beyond what is expected, they make my life a little less busy and chaotic.

And the final thank you of course is to you the customer, who continue to support locally and allow us to stay healthy and happy at the quilt shop. Long may it continue.

~Ruth and the staff of BPQ

# January

## 1. Sew Far Behind

with Vanessa Austin


What an opportunity this is, a whole day to come to grips with some of those unfinished projects. It's quiet, lots of space, no distractions and a teacher on hand to help you work out those problems...and all for a fabulous price.

Sunday, January 5th 10:00am-4:00pm  
\$20.00

## 2. QuiltStart

with Ruth Headley

BEGINNER

 This class is designed for those who have no experience in quilting, or for those who want to get back to basic skills. The class has two components: Introduction to Quilting where you learn about the basic equipment and materials needed as well as learning about your machine, and QuiltStart where you will make a table runner in the Rail Fence design. This class provides the rudiments of quilting and prepares you to work on any number of projects afterward. This class is comprised of 14 hours of class time and up to 4 hours of extra sewing to complete the project.

Introduction to Quilting:

Monday, January 6th 6:00-9:30pm

Class:

Saturday, January 11th 9:00am-1:00pm

Tuesday, January 14th 6:00-9:30pm

Wednesday, January 15th 6:00-9:30pm

\$65.00

## 3. Daytime QuiltStart

with Ruth Headley

BEGINNER

 Please see description #2

Introduction to Quilting:

Monday, January 6th 6:00-9:30pm

Class:

Monday, January 20th 9:30am-4:00pm


Tuesday, January 21st 9:30am-4:00pm

\$65.00

## 4. Colour 1

with Dianne Hart

ALL LEVELS

 Join us for an evening of fun as we play with fat quarters to explore colour families, intensity, tone and texture. This introductory colour theory course is perfect for beginner and advanced quilters. Join us and see how to add a little colour pizzazz to your quilts.

Wednesday, January 8th 6:00-9:30pm


\$30.00 + colour wheel



## 5. T-Shirt Quilt

with Vanessa Austin & Dianne Hart

BEGINNER

 Put those special T-Shirts into a quilt - a great keepsake to mark a special occasion- retirement, graduation - or just because it's time to do something with those old T-Shirts you can't part with! Sashing and special themed fabrics can be incorporated, as in the sample photo, or simply piece a top of same sized squares without sashing for a quick easy finish- the design choice will be yours!



Dianne and Vanessa will help you design a one of a kind T-Shirt Masterpiece.

Thursday, January 9th 6:30-10:00pm

Sunday, January 19th 10:00am-5:00pm

\$75.00

## 6. Buckets!

with Gillian McKee

ALL LEVELS

 Choose a size and make one of these cute buckets. Useful for all sorts of items - sewing notions, yoga props, toys, craft supplies. A chance to use those beautiful one-of-a-kind fabrics in your stash.



Friday, January 17th

6:30-10:00pm

Sunday, January 26th

10:00am-5:00pm

\$75.00 + pattern

## Sale, Sale, Sale!

As the dates fall we will start the term early, sign-up is on January 4th, a Saturday, of course. We will start classes the next day, with a Sew Far Behind session.

Then the next weekend will be our

**New Term Sale.**

The 50% fabric will reduce to **70%**

The 30% fabric will drop down to **50%**

and there will be a table of new **30%** off

All the rest of the fabric will be priced at **15%**

**The sale will start on:**

**Sunday, January 12th**

**9:30am to 4:00pm**

**Monday, January 13th**


**10:00am to 6:00pm**

This is a great opportunity to buy for your classes.



## 7. Mystery Quilt

with Ruth Headley

 We started this last year in November actually but only got one installment in, so it is really easy to join in now.

This year the pattern is called Quilter's Inspiration, made from 9 fabrics. You know the procedure, you can choose to use one of the fabrics that the designer suggests or choose your own, with help from the instructions and the shop staff. It's a really fun class to come to and a good learning experience.

You do however have to be able to sew a consistent and accurate 1/4 inch seam.

Saturday's, 10:00-11:00am  
 January 18th, February 8th,  
 March 14th, April 18th,  
 May 16th & 30th


\*note change of time

\$35.00



## 8. Divided Horizons

with Karen Berrel

 I absolutely loved how this quilt used ombre fabric to such great effect. Add 3 other fabrics and you have a simple, yet sophisticated looking lap quilt. Straight-line piecing abilities and an accurate quarter-inch will allow you to make this beautiful quilt; your colour choices will allow you to make it your own unique creation.

Saturday, January 18th 12:00-4:00pm

Friday, January 24th 6:00-9:00pm

\$60.00 + pattern



## What's new at BPQ?

This year Christmas Day is on Wednesday, so we will be open on Tuesday, Christmas Eve until about 3:00pm when we do 15% off storewide.

Please remember that if your loved one doesn't know about our deals they will not be able to take advantage of them.

Once we close on Christmas Eve we stay closed until Friday, January 3rd at 10:00am.

Saturday, January 4th is sign-up day.



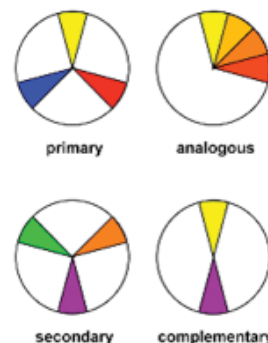
**Bears-Paw-Quilts**



## 9. Colour 2 – Colour Harmony Sampler

with Dianne Hart

 For those who have completed Colour 2 Part 1, join again in January for the last 5 sessions. Each month a different colour harmony will be explored through classroom discussion, fat quarter play and shared learning. Sew your block at home and share your success with the class next month. At the end of the sessions, you will have completed enough blocks to complete a quilt in your selected colours.



Pre-requisite: a beginner colour theory course and completion of Colour 2 – Part 1

Class 5: Triple Complementary

Wednesday, January 22nd 6:00-9:30pm

Class 6: Spaced

Wednesday, February 19th 6:00-9:30pm

Class 7 Triad

Wednesday, March 18th 6:00-9:30pm

Class 8 Tetrad

Wednesday, April 15th 6:00-9:30pm


Class 9 Main Colour plus many

Wednesday, May 20th 6:00-9:30pm

\$95.00 for 5 sessions

## 10. Spicy Spiral

with Ruth Headley


 This project uses the 10-degree ruler and is a bit challenging like any bargello type quilt. An accurate 1/4 inch is essential.

There are lots of books and patterns out using this ruler, so once you have mastered it there are many opportunities to use it.

Thursday, January 23rd 6:30-10:00pm


Tuesday, January 28th 6:00-9:30pm

\$60.00 + pattern



## 11. Bermuda Sunrise

with Ruth Headley

 This is a wonderful quilt made up of 2 blocks, (2 triangle squares and a modified 9 patch).

It is ideal as a first quilt after QuiltStart and it will be fun to choose the colour theme I did sunset, or is it sunrise? You could do by the sea, in the forest, bumbleberry pie,...just let your imagination go. Again I made a fairly big quilt, you could easily increase or reduce.

Saturday, January 25th 9:00am-4:00pm

\$60.00 + pattern



## 12. Bernina Club

with Ruth Headley

In this class you will be making a small project that enables you to feel more comfortable with your wonderful machine. It is especially useful for new owners who get a free year membership if you bought your machine at BPQ. The nominal \$15 kit fee is required for all others. Everyone who owns a Bernina, however long you have had it is more than welcome to attend. Every month you need to sign up once you see the project and we have the sign-up sheet ready.

Wednesday, January 29th  
12:00-3:30pm or 6:00-9:30pm  
Kit Fee: \$15.00 (after first year)

## 13. Shenandoah

with Ruth Headley

When I found this pattern I was delighted. It is simply stitched, and ideal for a gorgeous overall patterned fabric. I will be making it later with Northern fabrics, but for now I want something even more gorgeous. We will have to have an evening for cutting and then a complete day for the stitching. Sounds like fun to me.

Thursday, January 30th 6:30-10:00pm  
Saturday, February 1st 9:00am-4:00pm  
\$75.00 + pattern



## 14. Learning to Landscape Quilt

with Gillian McKee

Build your skills over three sessions to make a landscape quilt. First night we'll learn a very freeing raw edge appliqué approach to creating a landscape. Second night we'll learn more structured techniques. On the third day, you can put them together or start work on an image of your choice.



Friday, January 31st 6:30-10:00pm  
Wednesday, February 5th 6:00-9:30pm  
Saturday, February 8th 12:00pm-4:30pm  
\$75.00 + kit

## February

## 15. Sew Far Behind

with Tara Schultz

Please see description #1

Sunday, February 2nd 10:00am-4:00pm  
\$20.00

## We Have Gone Green

Bring your own cloth bags with you  
- or even better, make one to use. We have patterns too!

# BERNINA

BERNINA OWNERS

CONFIDENT

BEGINNER

## 16. My First Crayons

with Ruth Headley

We always need to have a few interesting baby/ child quilts, and here is a cute little pattern. It was so nice to be choosing bright clear colours for the actual crayons. This includes simple paper piecing.

Monday, February 3rd 6:30-10:00pm  
Monday, February 10th 6:00-9:30pm  
\$60.00 + pattern



## 17. Jelly Roll Rug

with Ruth Headley

This rug was a great hit last year, and after holding extra classes I still had a waiting list, so I am teaching it once more.

Another fun project to sew using Jelly Rolls and the new non-fusible Bosal roll. It is such fun and now I have another bath mat, or a rug for the RV. The only requirement is that your machine sews a zigzag stitch, then it is an easy task. I bet you have a few Jelly Rolls/ Balipops hanging around that need a home.

Tuesday, February 11th 6:30-10:00pm  
Monday, February 17th 6:00-9:30pm  
\$60.00 + pattern



## 18. QuiltStart

with Ruth Headley

Please see description #2

Introduction to Quilting:

Tuesday, February 4th 6:00-9:30pm  
Class

Friday, February 14th 6:00-9:30pm  
Saturday, February 15th 9:00am-4:00pm  
\$65.00

BEGINNER

## 19. Spin City

with Terry Funk

This scrappy quilt is a fun way to use up some of your stash. You can use fat quarters or just collect some 4.5" strips. The cute kaleidoscope style block goes together quite easily using a great little set of rulers. I've made it to the pattern but you can make it as large as you want. Sample is 50" x 58"

Sunday, February 9th  
10:00am-5:00pm  
\$60.00 + pattern

CONFIDENT



## Pine Tree Quilters

- Reasonable membership fees
- Mystery Quilts
- Monthly Retreats
- Mini Workshops

We invite new and 'seasoned' quilters, alike to inquire about joining our fun quilting group.


Call Vanessa Austin @ 333-6363 for more information.



## 20. Block by Block-Divided by 3 or 4

with Ruth Headley

CONFIDENT

 This class is a chance for you to learn the method devised by Melissa Marginet to put sandwiched quilted blocks together. After this class you will be able to quilt a Queen sized project on your household sewing machine.

The pattern I am using is a 4 block wall hanging that will have sashing added once the blocks are quilted. Hopefully you will also quilt using your walking foot as per Melissa. It is not mandatory that you have attended the class I teach on her walking foot technique but it will certainly help. I deliberately chose a small project this time to ensure we get to the important part, putting the quilted blocks together.


Wednesday, February 12th 6:30-10:00pm  
Tuesday, February 18th 6:00-9:30pm  
Friday, February 28th 6:00-9:30pm  
\$75.00 + pattern



## 21. Butterflogs

with Karen Berrel

ALL LEVELS

 This is a bright, modern quilt designed by Karen Eckmeier, who has re-envisioned a log cabin technique. I have always admired Karen Eckmeier's art quilts, and now I have made one! This quilt's freeform curve technique is fun and perfect for quilters of all levels. Use as many or as few fabrics as you would like ("steal" from your stash!). Make it a wall, lap, or full bed quilt. It's all up to you, and how many blocks you want to make. It's so cute!



Thursday, February 13th 6:30-10:00pm  
Thursday, February 27th 6:00-9:30pm  
\$60.00 + pattern

## 22. Birthday Retreat

with Enthusiasts

ALL LEVELS

Here we are again, it's our birthday, so it is Mary-Els chocolate cake and a long weekend of stitching. Since we sold the long arm machine from the back room we have more space for retreaters. The rest of the town will have a stat holiday while we have a stat weekend.

Even if you can't spend the whole weekend with us, come and eat yummy 17th year birthday cake. I can hardly believe that I have spent that long in the shop meeting and greeting, teaching and stitching, buying and selling.


Thursday, 6:00pm to Sunday, 3:00pm  
February 20th - February 23rd  
\$120.00-ish



## 23. Lines of Nines

with Dianne Hart

CONFIDENT

 This lap size quilt has the wonderful illusion of diagonal lines of nine patches, enhanced with interesting placement of half square triangles. It is a great pattern using strip piecing and half square triangles. Imagine this in primary colours for a young child or spring colours to remind us it is just around the corner. Quilt size: 48" x 57".

Tuesday, February 25th 6:30-10:00pm  
Tuesday, March 3rd 6:00-9:30pm  
\$60.00 + pattern



## 24. Bernina Club


with Ruth Headley

BERNINA OWNERS

Please see description #12

Wednesday, February 26th  
12:00-3:30pm or 6:00-9:30pm  
Kit Fee: \$15.00 (after first year)


# BERNINA



## 25. Quilting the Walking Foot Way

with Ruth Headley

CONFIDENT

 This is taught from the Melissa Marginet book. I went to her class in Vancouver last year and was enthralled with her methods.

We practice in the morning and then quilt as many place mats as we can in the afternoon. It gives you such confidence that you can begin to quilt your own projects and get fabulous results.

Saturday, February 29th 9:00am-4:00pm  
\$60.00 + book



Have you noticed how many teachers mention colour choice in their write-ups for classes?

### Colour 2 - Colour Harmony Sampler

is a fabulous class AND it concludes with a quilt. Not just random blocks but an actual bed quilt! See how colour choices affect the look of just one block pattern. Sign up for Colour 2 and learn to be braver in your colour choices.

Sign-up for class #9 and colour your world!




## March

### 26. Wind Chimes

with Ruth Headley

CHALLENGING

 Colour is what will make this quilt spectacular, I dithered and was slow in making the decision, but I am sure I made the right choice. Like the pattern says it looks like a row of hanging wind chimes. It is a challenging pattern as there are complex blocks which need to fit perfectly together.



Monday, March 2nd 6:30-10:00pm  
Saturday, March 7th 9:00am-4:00pm  
Thursday, March 19th 6:00-9:30pm  
\$95.00 + pattern

### 27. Double Pinwheel

with Terry Funk

CONFIDENT

 I'm going back to an old favorite with this quilt. It's a Quilt In a Day pattern that is very simple but looks complicated. You can use a Jelly Roll or cut 2.5" strips from your stash. You can make it scrappy or very elegant and planned. There are instructions for all sizes from wall hanging to king size using small or large blocks. The technique is the same for all. My sample uses a Jelly Roll and is the Small Block Lap. Finished size, 52" x 66"



Sunday, March 8th 10:00am-5:00pm  
\$60.00 + pattern

### 28. QuiltStart

with Ruth Headley

BEGINNER

 Please see description #2


Introduction to Quilting:  
Wednesday, March 4th 6:00-9:30pm  
Class  
Wednesday, March 11th 6:00-9:30pm  
Friday, March 13th 6:00-9:30pm  
Saturday, March 14th 11:30am-4:00pm  
\$65.00



### 29. Scrappy Hearts

with Dianne Hart

CONFIDENT

 Feel the warmth that love brings. This beautiful quilt can be made from fat quarters or scraps. It looks great in a variety of colours including earth tones and jewel tones. It is a great pattern for experienced beginners using techniques to make half square triangles (HST), locking seams and fusible appliqué. Quilt size: 63" x 80".



Thursday, March 5th, 6:30-10:00pm  
Thursday, March 12th, 6:00-9:30pm  
\$60.00 + pattern

## Class credits

We offer you the opportunity to earn 1/2 price and even **free classes**. Each class you attend will give you points towards this goal. This is in addition to the free meters of fabric you can earn by using your BPQ fabric card.


 3 points = 1/2 price class


 6 points = 1 free class


The points do not carry forward from one teaching session to the next, but your free class can be used or saved.

### What the symbols mean

 = beginner/confident level class

 = 1 point

 = challenging level class

 = 1/2 point

### Class Level Guide

In an attempt to guide you to the degree of difficulty in each class we have designated the following words:

#### BEGINNER



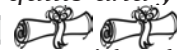
Those straight from QuiltStart would manage these classes and every other level are welcome, of course.

#### CONFIDENT



If you were an experienced sewer before QuiltStart this would be do-able, or if you have made a few quilts and you feel confident.

#### CHALLENGING



These require considerable experience in quilting, and will take time and patience. But you have to sew your first challenging quilt sometime.

This is only a guide to let you know what to expect from a class.




### 30. Free Motion Quilting

with Ruth Headley

• ALL LEVELS •

Another technique class, if you have already completed the walking foot class, maybe you are ready to try free motion quilting. We will start at the beginning and work our way through some exercises to improve your skill. There is no doubt that the only way to get good at free motion quilting is to do it, to practice and dare to do it again and again. So join me and start on the trip to competent free motion. Monday, March 9th 6:30-10:00pm Tuesday, March 10th 6:00-9:30 pm \$60.00



### 31. Salt Water Taffy

with Laurie Jacobsen

BEGINNER

An array of batiks create this stunning design which is all about colour! This pattern is simple to piece. The main blocks will be made in the first class and the sashing and borders added in the second class. The lap size is 58" x 69"

Fat Quarter friendly and the baby size is Fat Eighth friendly. What is not to like!

Tuesday, March 24th 6:30-10:00pm Tuesday, March 31st 6:00-9:30pm \$60.00 + pattern



### 32. Bernina Club

with Ruth Headley

BERNINA OWNERS

Please see description #12 Wednesday, March 25th 12:00-3:30pm or 6:00-9:30pm Kit Fee: \$15.00 (after first year)

### 33. Raggy Quilts

with Ruth Headley

• ALL LEVELS •

Every year I teach this class, it makes such a great winter couch quilt and you can choose your own size and patterns as it is a technique class. It is also a good chance to practice all the levels of quilting, walking foot and/or free motion.

Once you put the blocks together the quilt is finished.

Thursday, March 26th 6:30-10:00pm Saturday, March 28th 9:00am-4:00pm \$75.00 + pattern

# BERNINA



### 34. Sew Far Behind

with Ruth Headley

Please see description #1 Sunday, March 29th 10:00am-4:00pm \$20.00



we've got it!

**BERNINA 770-QE**  
comfortable • intuitive • inspiring

- Patchwork foot 97D included
- Extra-Long Freearm
- BERNINA Dual Feed
- Total Stitch Control
- BERNINA 9 Hook





**BERNINA 475**  
The Quilter's new best friend. Perfect for small spaces, yet powerful enough to handle thick quilt layers



**BERNINA 480**  
highly sophisticated - brilliantly simple power, speed, perfection & ease



**BERNINA 570-QE**  
all-rounder for sewing, quilting and embroidery

**BERNINA**  
*made to create*

*Beautiful design.  
Quality you'll love.  
A lifetime of inspiration.*

**BEAR'S PAW**  
**QUILTS**

**We are your Bernina source.**

Swiss Heritage since 1893



## April

BEGINNER



### 35. Hanging In

with Dianne Hart

  This 12" miniature wall hanging will bring a grin to your lips and a twinkle in your eye. How can you resist this little look of mischief? Did the block fall or is it trying to escape? Join in our class and you be the judge 😊. The instructions will be for 3"x3" log cabin

blocks. You can substitute your own favourite if you like. This is a great project for fabric from your stash as it takes very little fabric and will even look great in a mixture of colours.

Techniques include piecing with the option to use paper piecing for blocks.

Wednesday, April 1st 6:00-9:30pm



Wednesday, April 8th 6:30-10:00pm

\$60.00 + pattern

### 36. Good Vibrations

with Laurie Jacobsen

BEGINNER

  Do you have a fabric stash from previous projects?! This pattern was designed to use 5" precut strip sets, but... 5" width-of-fabric strips from your favourite leftover fabric, oldies and goodies, will work! Combine them in this vibrant 'devil may care' quilt. A good selection of light, medium and dark values will make this quilt jump. Stashbuster!

Saturday, April 4th 9:00am-4:00pm

\$60.00 + pattern



### 37. Garland Tablerunner

with Terry Funk

CONFIDENT

  This quilt features large pieced flowers and leaves. This is a great project to use up some of your collected fat quarters. Accuracy is key to good results in this one. You'll learn some great techniques for getting this level of accuracy. Quilt is 22.5" x 62.5"



Sunday, April 5th 10:00am-5:00pm

\$60.00 + pattern

**YOU help to sustain our community** preserves the character and vitality of the community

**THINK LOCAL**

**buy local**  **local**  **local**

Shopping locally reduces energy consumption and cost help make our town unique

It is good for the environment

Local business care about the vibrancy of downtown

Local business owners live, work and pay taxes here

Money spent local stays local

STRENGTHENS OUTLOCAL ECONOMY



make this a better place to live!



### 38. Under The Lights

with Tara Schultz

CONFIDENT

  This quilt piece is a balanced blend of traditional piecing with appliqué to create a northern wall hanging or table runner. This project will provide just the right amount of appliqué to take you to the next level. Ideal for that northern lights fabric or similar colours. Finished size with borders, 12" x 60".

Monday, April 6th 6:30-10:00pm

Monday, April 20th 6:00-9:30pm

\$60.00 + pattern

### 39. Snow's Gone Retreat

with as many as we can cram in

If you look at the sign-up dates for the retreats you will already know that we started in mid-October and as you read this it is almost full.

There are always a few cancellations so it is worth being on the wait list.

We start on Thursday morning, but many of us have slept in the hotel on the Wednesday night so we are ready to GO. We retreat to the beautiful building next to the ice arena, I am not sure what its official name is.

Most of us stay at the Alcan Inn; he gives us a really good deal. We are delightfully fed our evening meals by Jonathan Peterson, oh the food is good. And we stitch for 4 days and have fun, food and good company. Plan on joining us sometime.

Thursday, 9:00am to Sunday, 3:00pm

April 23rd - April 26th

\$160-ish plus sleeping costs



### 40. Sew Far Behind

with Karen Berrel

Please see description #1

Sunday, April 26th 10:00am-4:00pm

\$20.00

### 41. Bernina Club

with Ruth Headley

Please see description #12

Wednesday, April 29th

12:00-3:30pm or 6:00-9:30pm

Kit Fee: \$15.00 (after first year)

**BERNINA**

BERNINA OWNERS

## May

### 42. Sew Far Behind

with Dianne Hart

Please see description #1


Sunday, May 3rd 10:00am-4:00pm

\$20.00



### 43. Machine Service

with Bernie and Shelley  
Is it a year since you had your machine serviced? Do you have a little problem with your machine? Well this is where you can get some help.



It is best if you have booked it in and talked to us, or Bernie, and then you bring the machine in a bit early. He services all machines and is always there to talk to.

Wednesday, June 3rd - all day  
Thursday, June 4th - all day

### 44. Build a Better Relationship with your Sewing Machine

• ALL LEVELS •


with Bernie Tobisch

Are you having relationship problems with your sewing machine? Is there tension in the air? Is the honeymoon over? Maybe you and your machine only need to learn how to communicate more clearly.

Let Bernie be your counsellor and help you discover how to understand what your sewing machine is trying to tell you. Learn how to get it to do what you would like it to do. End the tension filled battles, once and for all! Reconnect and grow to love your machine all over again. Together we will address tension, feeding of fabric, needle and thread choices and do some fancy footwork!

This class is based on Bernie's book "You and Your Sewing Machine" and a copy in class would make a great resource. Let's get this relationship off on the right foot!!

Friday, June 5th 10:00am-4:30pm  
\$90.00 + book



ensure  
**Precision Piecing**  
get the best tools for the job  
**Easy Press Pen**  
**SeamAlign Glue**  
available at **BEAR'S PAW QUILTS** 



### 45. Machine Appliqué the Apliquick way

with Team Tobisch

CONFIDENT

Have you always wanted to try turned edge appliqué? Then now is the time to learn how to use the amazing Apliquick products. Apliquick tools help you turn the edges of even the tiniest of shapes easier and faster than basting by hand. Whether you are creating shapes for hand or machine the turned edges look beautiful and your work will last longer.



In this class you will learn how to work with the set of 2 Apliquick Rods, 1 rod to hold large or tiny pieces and the other for turning the edges. You will also learn about Apliquick interfacing which has been specially designed to be the exact stiffness to allow you to achieve very fine detail yet not make your appliqué look or feel stiff. You will work with an adhesive that is specifically formulated to hold the turned appliqué edges. This adhesive is acid and phosphate free so no damage will be done to the fabric. The fun doesn't stop there, you will also learn how to prepare your fabrics for appliqué, how to handle curves, points, and circles. Join us for a fun class and create beautiful appliqué the Apliquick way!

Note: If you would like to learn the Apliquick method but prefer to hand appliqué Shelley will be happy to show you her favourite hand appliqué stitch.

Saturday, June 6th 9:30am-4:30pm  
\$100.00

**Hold onto your bobbins!** **BEAR'S PAW QUILTS** 

### BPQ - meet our teachers



Gillian



Tara



Dianne



Vanessa



Laurie



Karen



Terry



Ruth

## 46. Hand Piecing with Transparent Rubber Stamps and Acorn Precision Piecing Products

with Shelley Tobisch

Hand piecing is making a resurgence. Quilters around the world are taking time to slow down and enjoy quiet hours creating anytime, anywhere. Hand piecing is portable, uncomplicated and extremely enjoyable. Marking shapes with transparent rubber stamps means there is no complicated measuring. The stitching line and seam allowance are stamped onto the fabric. This provides consistent quarter inch seams which eliminates the need to tediously trace around templates thus saving loads of time in the preparation process. These shapes can be cut out with a rotary cutter or scissors. The stamps are transparent which makes fussy cutting trouble-free! Select from a variety of stamps beginning with easy one shape quilts like hexagons, tumblers and diamonds to more challenging like Willyne Hammerstein's La Passacaglia quilt. Working with the running stitch is simple. Since we only stitch through two layers at a time creating precise points and exact matches is easy and very satisfying. Sign up today and become a member of the hand piecing revival!



Sunday, June 7th 9:30am-4:30pm  
\$100.00



## 47. Foot Camp

with Team Tobisch

ALL LEVELS

Presser feet expand your creative potential! Join Team Tobisch and learn what foot to use and how to use it to create "perky" pin-tucks, corded buttonholes and a bound zipper. Learn how to gather, make fancy ruffles, decorative couching, piping and more. Learn how presser feet can open new doorways to creativity and unlock the potential of your sewing machine. If you have the presser feet that are on the supply list bring them along as well as any other feet you would like to know about.

Monday, June 8th 9:30am-4:30pm  
\$100.00



Let your stitching be the star!

## Ironing mat! ...but why?

- protects surfaces, iron anywhere
- 1/2" thickness retains heat
- pin projects to mat for easy blocking
- quality mat with smooth surface
- portable



17" x 17" & 17" x 24"  
in stock now at

BEAR'S PAW  
**QUILTS**



## it's a classic for a reason



- quilter's best choice
- no steam, just heat
- no vents to clog with water minerals

BEAR'S PAW  
**QUILTS**



**Q:** how to make your piecwork easier?  
**A:** with these great tools of course!

Great products from  
New Leaf Stitches

Clearly Perfect  
**Slotted Trimmers**  
by Karl Carr  
New Leaf  
STITCHES

One Alignment. Two Cuts.  
Trims all sizes of half-square triangles.

Plus  
removes  
dog ears!

EXCLUSIVE!  
Works on  
outside  
edges.

Easy, Efficient & Accurate

available at  
BEAR'S PAW  
**QUILTS**



BPQ stocks these great threads:  
Aurifil • King Tut  
Mettler  
Marathon • Superior



## All About BPQ Retreats

It has evolved over the years that we do early sign-up for our Quilt Retreats. Rather than waiting for class sign-up days in January and September, we begin the sign-up for these coveted getaways earlier. Don't despair, on Facebook, we let you know when sign-up will begin. Keep your eyes open for registration.

Location	Sign-up begins	Retreat Date
BPQ Birthday	January	late-February
Haines Junction	mid-October	April
Longest Day	April	late-June
Haines Junction	mid-June	late-September
Inn on the Lake	June	mid-November

## Bear's Paw Quilts - Workshop Policies

Classes are open on a first come basis. When a class fills up quickly, we often put people on a wait list and schedule another class.

We request that you leave babies and children at home when you come to a class. Teens are welcome in all our classes.

You are not officially registered until you have paid. GST will be added to class cost. You may pay for a class with Visa, MC, debit card, cash or use your class points.

**Cancellation:** In the event you cannot attend a class that you have paid for, we will issue credit or transfer you to another class if we receive 7 days notice. If we receive less than 7 days notice, we will give you class handouts, but no refund can be given.

**Class Minimum:** A class must have 3 students.

**Sewing Machines:** Please bring your own machine in good working order. An instruction manual for the machine is essential. Don't forget to bring extra machine needles. BPQ does have Bernina sewing machines for rent - see our Sewing Machine Rental Policy.

**Supply Lists:** are available for each class at the time of registration. Read it carefully and bring everything on the list.

**Place:** All classes are in the BPQ classroom. Ironing boards and irons are provided. 2 large cutting mats are provided. Please bring anything else you may need, and label all your personal equipment.

## Quilters without Borders

*This group of quilters meets at Bear's Paw Quilts every Thursday from 10am to 2pm to make quick quilts to donate to those in need. Come in and sew with us.*

## Bear's Paw Quilts - Sewing Machine Rental Policy

- ◆ In the interest of encouraging beginners to quilt, Bear's Paw Quilts has purchased entry-level Bernina's that are available for rent.
- ◆ Cost of machine rental is \$30 per day or \$15 for half a day **or less**.
- ◆ The rental machine must be booked and paid for at the time of class registration. In the event you wish to cancel either the machine rental or the class, you will recover full credit for your payment only if we receive the cancellation **7 days before the class date**.
- ◆ At the time you book the sewing machine, you must make an appointment for a brief instruction on the use of the machine.
- ◆ The machine is kept on the shop premises at all times. You may not take it home.
- ◆ You must provide your **own thread, machine needles**, personal sewing equipment and supplies. Any bobbins that you use must be left with the machine at the end of the rental period.

January

- 3<sup>rd</sup> (Thursday) shop re-opens
- ➔ 4<sup>th</sup> (Saturday) Sign-up day
- 5<sup>th</sup> (Sunday) Sew Far Behind **1**
- 6<sup>th</sup>, 11<sup>th</sup>, 14<sup>th</sup>, & 15<sup>th</sup> (Monday/Saturday/  
Tuesday/Wednesday) QuiltStart **2**
- 6<sup>th</sup>, 20<sup>th</sup>, & 21<sup>st</sup> (Monday/Monday/  
Tuesday) Daytime QuiltStart **3**
- 8<sup>th</sup> (Wednesday) Colour 1 **4**
- ➔ 12<sup>th</sup> & 13<sup>th</sup> (Sunday/Monday) SALE, SALE, SALE
- 9<sup>th</sup> & 19<sup>th</sup> (Thursday/Sunday) T-Shirt **5**
- 17<sup>th</sup>, & 26<sup>th</sup> (Friday/Sunday) Buckets **6**
- 18<sup>th</sup>, February 8<sup>th</sup>, March 14<sup>th</sup>, April 18<sup>th</sup>, May 16<sup>th</sup> & 30<sup>th</sup>  
(Saturday's) Mystery Quilt **7**
- 18<sup>th</sup> & 24<sup>th</sup> (Saturday/Friday) Divided Horizons **8**
- 22<sup>nd</sup>, February 19<sup>th</sup>, March 18<sup>th</sup>, April 15<sup>th</sup> & May 20<sup>th</sup>  
(Wednesday) Colour 2 part 2 **9**
- 23<sup>rd</sup> & 28<sup>th</sup> (Thursday/Tuesday) Spicy Spiral **10**
- 25<sup>th</sup> (Saturday) Bermuda Sunrise **11**
- 29<sup>th</sup> (Wednesday) Bernina Club **12**
- 30<sup>th</sup> & February 1<sup>st</sup> (Thursday/Saturday) Shenandoah **13**
- 31<sup>st</sup>, February 5<sup>th</sup> & 8<sup>th</sup>  
(Friday/Wednesday/Saturday) Landscape **14**

February

- 2<sup>nd</sup> (Sunday) Sew Far Behind **15**
- 3<sup>rd</sup> & 10<sup>th</sup> (Monday/Monday) Crayons **16**
- 11<sup>th</sup>, & 17<sup>th</sup> (Tuesday/Monday) Jelly Roll Rug **17**
- 4<sup>th</sup>, 14<sup>th</sup> & 15<sup>th</sup> (Tuesday/Friday/Saturday) QuiltStart **18**
- 9<sup>th</sup> (Sunday) Spin City **19**
- 12<sup>th</sup>, 18<sup>th</sup> & 28<sup>th</sup> (Wednesday/Tuesday/Friday)  
Block by Block divided by 3 **20**
- 13<sup>th</sup> & 27<sup>th</sup> (Thursday/Thursday) Butterflogs **21**

March

- 20<sup>th</sup> - 23<sup>rd</sup> (Thursday to Sunday) Birthday Retreat **22**
- 25<sup>th</sup> & March 3<sup>rd</sup> (Tuesday/Tuesday) Lines of Nines **23**
- 26<sup>th</sup> (Wednesday) Bernina Club **24**
- 29<sup>th</sup> (Saturday) Walking Foot Quilting **25**
- 2<sup>nd</sup>, 7<sup>th</sup> & 19<sup>th</sup> (Monday/Saturday/  
Thursday) Wind Chimes **26**
- 8<sup>th</sup> (Sunday) Double Pinwheel **27**
- 4<sup>th</sup>, 11<sup>th</sup>, 13<sup>th</sup> & 14<sup>th</sup> (Wednesday/Wednesday/  
Friday/Saturday) QuiltStart **28**
- 5<sup>th</sup> & 12<sup>th</sup> (Thursday/Thursday) Scrappy Hearts **29**
- 9<sup>th</sup> & 10<sup>th</sup> (Monday/Tuesday) Free Motion Quilting **30**
- 24<sup>th</sup> & 31<sup>st</sup> (Tuesday/Tuesday) Salt Water Taffy **31**
- 25<sup>th</sup> (Wednesday) Bernina Club **32**
- 26<sup>th</sup> & 28<sup>th</sup> (Thursday/Saturday) Raggy Quilt **33**
- 29<sup>th</sup> (Sunday) Sew Far Behind **34**

April

- 1<sup>st</sup> & 8<sup>th</sup> (Wednesday/Wednesday) Hanging In **35**
- 4<sup>th</sup> (Saturday) Good Vibrations **36**
- 5<sup>th</sup> (Sunday) Garland Tablerunner **37**
- 6<sup>th</sup> & 20<sup>th</sup> (Monday/Monday) Under the Lights **38**
- 23<sup>rd</sup> - 26<sup>th</sup> (Thursday to Sunday) Snow's Gone retreat **39**

May


- 26<sup>th</sup> (Sunday) Sew Far Behind **40**
- 29<sup>th</sup> (Wednesday) Bernina Club **41**
- 3<sup>rd</sup> (Sunday) Sew Far Behind **42**

June

- ➔ 3<sup>rd</sup> & 4<sup>th</sup> (Wednesday/Thursday)  
Machine Service **book asap** **43**
- 5<sup>th</sup> (Friday) Build a Better Relationship **44**
- 6<sup>th</sup> (Saturday) Appliquick **45**
- 7<sup>th</sup> (Sunday) Hand Piecing **46**
- 8<sup>th</sup> (Monday) Foot Camp **47**

Saturday Savers

"plan" for great savings



January			April		
4th	Books and Patterns	15%	4th	Blenders	15%
11th	Batiks	15%	11th	Easter weekend	closed
18th	Fat Quarters	4 for the price of 3	18th	Notions	15%
25th	Notions	15%	25th	Flannels	15%
February			May		
1st	Flannels	15%	2nd	Threads	15%
8th	Threads	15%	9th	Grunge	15%
15th	Grunge	15%	16th	Batiks	15%
22nd	Batting	10%	23rd	Books and Patterns	15%
29th	Bernina Accessories	15%	30th	Blenders	15%
March			<i>I'm not a fabric hoarder. I am the curator of an extensive textile collection</i>		
7th	Remnants	add. 15 %			
14th	Fat Quarters	4 for the price of 3			
21st	Batiks	15%			
28th	Pre-cut Fabrics LC, FS, JR, CP	10%			