


BEAR'S PAW QUILTS



100 - 2093 2nd Avenue, Whitehorse, Yukon, Canada Y1A 1B5
Phone: (867) 393-BEAR (2327) www.bearspawquilts.com
twitter @ BearsPawQuilts1 f Bears-Paw-Quilts



Well, what can I say?

What a roller coaster of a ride this spring/summer has been. Classes started to fall apart in early March, and I have not seen some of you since then. Although the shop stayed open throughout it was a changed space.

We opened up the bathroom for all of our customers to wash their hands to keep us all safe and as we are a spacious shop the 2 meter distancing was fairly problem-free.

We have had a steady trickle of customers, of course all Yukoners. Days when there were few were a bit hard to take, but I am so grateful to the customers and the cheerful visits from you all. It is very sad to see all the hard work we have put into our tourist trade be so at risk. The pop-up shop in Carcross was a no go. I pulled out in early March and then later in the spring the whole of the Carcross Commons was cancelled for the year.

For safety's sake most of my staff decided to stay home, but a few felt safe enough to stick around. So mainly I was the sole working occupant but a few afternoons I was joined by them, and am very grateful and thankful for their help. Thank you, **Sheila, Karen** and later on **Laurie**.



I did get to meet quite a few Yukoners who said, to quote **'I didn't know there was a fabric shop here'**. Whatever they wanted (usually elastic...those damn masks) I tried to convert them into quilters and was prepared to teach them there and then.

We did decorate the shop with northern fabric, kits and samples, but as no tourists have arrived yet that was a bit of a futile effort. Hopefully they will be here next year and we can excite them with our Northern Sky fabrics.

In May we had the usual meeting of the teaching staff and made a schedule for the fall. We were then madly making the samples and we will hopefully run as always in the fall term, with sign-up day, classes, retreats, fully staffed, new fabric and many, many more quilts.

In the isolation many of you have used the time to complete UFOs and I have shown the completed ones on our Facebook page as much as possible. If you have a few Covid quilts, bring them in and let's see them. I went

crazy at the beginning but as I got into my samples I did slow down.

The **Bernie and Shelley** situation has been ongoing, first on, then off, on, off and now on again, as I sit here and type this. As we are compiling the newsletter we are on Plan C for the visit of Bernie and Shelley. They are now arriving on Saturday, September 12th and will begin work on Sunday. They will service machines from Sunday to Tuesday and then begin teaching their courses. The students that have signed-up for this already will be transferred to the class list, if you are still able to attend. You can start to bring in your machine in the first week of September.



~Ruth and the staff of BPQ

Sign-Up Day

We are still working out how this will be organised, but it will be on **September 12th for sure.**

Quite how it will go down has not been finalised, as I have to wait and see what the ever-changing circumstances are at the time.

We can open an hour early, have batches of 10 people, maybe have food, have appointments, I am still thinking about it.

We do have 5 large tables for classes, so 2 per table means we can still have classes of 10, position irons strategically and still have safely spaced classes.

All this is still a work in progress, but we will run the term one way or the other.

Watch for details on our **Facebook** page



Bears-Paw-Quilts




September

1. QuiltStart

with Ruth Headley

BEGINNER

 This class is designed for those who have no experience in quilting, or for those who want to get back to basic skills. The class has two components: Introduction to Quilting where you learn about the basic equipment and materials needed as well as learning about your machine, and QuiltStart where you will make a table runner in the Rail Fence design. This class provides the rudiments of quilting and prepares you to work on any number of projects afterward. This class is comprised of 14 hours of class time and up to 4 hours of extra sewing to complete the project.

Introduction to Quilting:

Wednesday, September 9th 6:00-9:30pm

Class:

Wednesday, September 16th 6:00-9:30pm

Thursday, September 17th 6:00-9:30pm

Friday, September 18th 6:00-9:30pm

\$65.00



2. Daytime QuiltStart

with Ruth Headley

BEGINNER

 Please see description #1

Introduction to Quilting:

Wednesday, September 9th 6:00-9:30pm

Class:

Tuesday, September 22nd 9:30am-4:00pm

Wednesday, September 23rd 9:30am-4:00pm

\$65.00

3. Colour 1

with Dianne Hart

ALL LEVELS

 Join us for an evening of fun as we play with fat quarters to explore colour families, intensity, tone and texture. This introductory colour theory course, designed by Karen Mills, is perfect for beginner and advanced quilters. Join us and see how to add a little colour pizzazz to your quilts.



Tuesday, September 15th 6:00-9:30pm


\$30.00 + colour wheel

4. Machine Service

with Bernie and Shelley

Is it a year since you had your machine serviced? Do you have a little problem with your machine? Well this is where you can get some help.

It is best if you have booked it in and talked to us, or Bernie, and then you bring the machine in a bit early. He services all machines and is always there to talk to.



Sunday, September 13th all day

Monday, September 14th all day

Tuesday, September 15th all day

Class Level Guide

In an attempt to guide you to the degree of difficulty in each class we have designated the following words:

BEGINNER



Those straight from QuiltStart would manage these classes and every other level are welcome, of course.

CONFIDENT



If you were an experienced sewer before QuiltStart this would be do-able, or if you have made a few quilts and you feel confident.

CHALLENGING



These require considerable experience in quilting, and will take time and patience. But you have to sew your first challenging quilt sometime.

This is only a guide to let you know what to expect from a class.

• ALL LEVELS •

5. Build a Better Relationship with your Sewing Machine


with Bernie Tobisch

Are you having relationship problems with your sewing machine? Is there tension in the air? Is the honeymoon over? Maybe you and your machine only need to learn how to communicate more clearly.

Let Bernie be your counsellor and help you discover how to understand what your sewing machine is trying to tell you. Learn how to get it to do what you would like it to do. End the tension filled battles, once and for all! Reconnect and grow to love your machine all over again. Together we will address tension, feeding of fabric, needle and thread choices and do some fancy footwork!

This class is based on Bernie's book "You and Your Sewing Machine" and a copy in class would make a great resource. Let's get this relationship off on the right foot!!

Wednesday, September 16th
10:00am-4:30pm
\$90.00 + book



• ALL LEVELS •

7. Foot Camp

with Team Tobisch

Presser feet expand your creative potential! Join Team Tobisch and learn what foot to use and how to use it to create "perky" pin-tucks, corded buttonholes and a bound zipper. Learn how to gather, make fancy ruffles, decorative couching, piping and more. Learn how presser feet can open new doorways to creativity and unlock the potential of your sewing machine. If you have the presser feet that are on the supply list bring them along as well as any other feet you would like to know about.

Friday, September 18th 9:30am-4:30pm
\$100.00

8. Machine Appliqué the Apliquick Way

with Team Tobisch

Have you always wanted to try turned edge appliqué? Then now is the time to learn how to use the amazing Apliquick products. Apliquick tools help you turn the edges of even the tiniest of shapes easier and faster than basting by hand.

Whether you are creating shapes for hand or machine the turned edges look beautiful and your work will last longer. In this class you will learn how to work with the set of 2 Apliquick Rods, 1 rod to hold large or tiny pieces and the other for turning the edges. You will also learn about Apliquick interfacing which has been specially designed to be the exact stiffness to allow you to achieve very fine detail yet not make your appliqué look or feel stiff. You will work with an adhesive that is specifically formulated to hold the turned appliqué edges. This adhesive is acid and phosphate free so no damage will be done to the fabric. The fun doesn't stop there, you will also learn how to prepare your fabrics for appliqué, how to handle curves, points, and circles. Join us for a fun class and create beautiful appliqué the Apliquick way!

Note: If you would like to learn the Apliquick method but prefer to hand appliqué Shelley will be happy to show you her favourite hand appliqué stitch.

Saturday, September 19th 9:30am-4:30pm
\$100.00



CONFIDENT

6. Hand Piecing with Transparent Rubber Stamps and Acorn Precision Piecing Products

with Shelley Tobisch

Hand piecing is making a resurgence. Quilters around the world are taking time to slow down and enjoy quiet hours creating anytime, anywhere. Hand piecing is portable, uncomplicated and extremely enjoyable. Marking shapes with transparent rubber stamps means there is no complicated measuring. The stitching line and seam allowance are stamped onto the fabric. This provides consistent quarter inch seams which eliminates the need to tediously trace around templates thus saving loads of time in the preparation process. These shapes can be cut out with a rotary cutter or scissors. The stamps are transparent which makes fussy cutting trouble-free! Select from a variety of stamps beginning with easy one shape quilts like hexagons, tumblers and diamonds to more challenging like Willyne Hammerstein's La Passacaglia quilt. Working with the running stitch is simple. Since we only stitch through two layers at a time creating precise points and exact matches is easy and very satisfying. Sign up today and become a member of the hand piecing revival!

Thursday, September 17th 9:30am- 4:30pm
\$100.00



CONFIDENT

ensure
Precision Piecing
 get the best tools for the job
Easy Press Pen
SeamAlign Glue
 available at **BEAR'S PAW QUILTS**



9. Under the Lights

with Tara Schultz

This class was scheduled for last March and was cancelled, so anyone who had signed up then will be on the class list this time, we will call to confirm your ability to attend.

This quilt is a balanced blend of traditional piecing with fusible appliqué to create a northern wall hanging or table runner. This project will provide just the right amount of appliqué to take you to the next level. Ideal for that northern lights fabric or similar colours. Finished size with borders, 12" x 60".

Tuesday, September 22nd 6:30-10:00pm

Tuesday, September 29th 6:00-9:30pm

\$60.00 + pattern or kit

10. Out of Town at Last Retreat

with social distancing and hand washing

If you read the newsletter carefully you will know that we sign up for the retreats really early, so that working women can get the time off. This retreat is almost full but it is worthwhile going on the wait list.

We go to Haines Junction, stitch at the Convention Centre and most of us sleep at the Alcan Hotel which gives us a great deal. It's so good a group of us go out on Wednesday night to be ready for the start on Thursday. Jonathon feeds us the evening meals and they are fabulous. The rest of the meals we organise in small groups or individually. We hope you can join us on this very productive retreat.



Thursday, 9:00am to Sunday, 3:00pm

September 24th - September 27th

\$160.00-ish + sleeping cost

Pine Tree Quilters

- Reasonable membership fees
- Mystery Quilts
- Monthly Retreats
- Mini Workshops

We invite new and 'seasoned' quilters, alike to inquire about joining our fun quilting group.

Call Darlene Easton @ 335-0186 for more information.

Quilters without Borders



This group of quilters meets at Bear's Paw Quilts every Thursday from 10am to 2pm to make quick quilts to donate to those in need. Come in and sew with us.

We Have Gone Green

Bring your own cloth bags with you - or even better, make one to use. We have patterns too!



CONFIDENT

11. Posh Santa

with Karen Berrel

Who knew that Santa could be so posh? This wall hanging has no applique. It is done with both straight and curved piecing (using a QCR mini ruler). I love using a ruler for cutting curved pieces – makes it so much easier! The cutting instructions for this pattern cuts down on fabric waste usually found in curved piecing, while also being quite forgiving. A great quilt whether it's your the first or one hundredth time at curved piecing!

Saturday, September 26th 9:00am-4:00pm

\$60.00 + pattern



12. Morning Glory

with Terry Funk

This is a fun modern quilt using two different pieced blocks to create a chain like design. Choose crib, lap or queen. The pattern uses many fabrics - I redesigned to use six. My sample is a lap size.

Sunday, September 27th 10:00am-5:00pm

\$60.00 + pattern



CONFIDENT

13. Raggy Quilts

with Ruth Headley

This class is a replacement for the postponed March class. You will have been phoned and given the opportunity to be first on the list. One or two of you came in individually and have already done the class.

Every year I teach this class, it makes such a great winter couch quilt and you can choose your own size and patterns as it is a technique class. It is also a good chance to practice all the levels of quilting, walking foot and/or free motion. Once you put the blocks together the quilt is finished.

Monday, September 28th 6:30-10:00pm

Saturday, October 3rd 9:00am-4:00pm

\$75.00 + pattern



ALL LEVELS

YOU help to sustain our community preserves the character and vitality of the community

Local business owners are your friends & neighbours make this a better place to live

buy local It is good for the environment

STRENGTHENS OUR LOCAL ECONOMY local business owners live, work and pay taxes here Money spent local stays local Shopping locally reduces energy consumption and cost help make our town unique

we've got it!

BERNINA 770-QE
comfortable • intuitive • inspiring

- Patchwork foot 97D included
- Extra-Long Freearm
- BERNINA Dual Feed
- Total Stitch Control
- BERNINA 9 Hook

BERNINA 570-QE
all-rounder for sewing, quilting and embroidery

BERNINA 480
highly sophisticated - brilliantly simple
power, speed, perfection & ease

BERNINA 475
The Quilter's new best friend. Perfect for small spaces, yet powerful enough to handle thick quilt layers

BERNINA
made to create

*Beautiful design.
Quality you'll love.
A lifetime of inspiration.*

BEAR'S PAW QUILTS

We are your Bernina source.

14. Bernina Club

with Ruth Headley



In this class you will be making a small project that enables you to feel more comfortable with your wonderful machine. It is especially useful for new owners who get a free year membership if you bought your machine at BPQ. The nominal \$15 kit fee is required for all others. Everyone who owns a Bernina, however long you have had it is more than welcome to attend. Every month you need to sign up once you see the project and we have the sign-up sheet ready.

Wednesday, September 30th
12:00-3:30pm or 6:00-9:30pm
\$15.00 Kit Fee (after first year)

New Term Sale!

As soon as class sign-up is complete we have a fabric sale.
The 50% fabric gets lowered to **70% off**.
The 30% reduces to **50%**
We find new fabric to markdown **30%**
The remaining fabric in the shop will be **15%**
Get organised for your classes.

Sale dates & times:

Sunday, September 20th
10:00am to 4:00pm
Monday, September 21st
10:00am to 4:00pm

October



15. Making Waves

with Karen Berrel

• ALL LEVELS •

This is a quick and easy table runner that gives the feel of curved piecing without involving any curved piecing — all straight piecing! Fabulous idea for Christmas gifts! It just might be the fastest table runner (and/or placemats) that you ever make, with some of the prettiest results you could hope for.

Thursday, October 1st 6:30-10:00pm
Friday, October 2nd 6:00-9:30pm
\$60.00 + pattern

BEAR'S PAW QUILTS

northern sky fabrics

*...ahem,
our collection is
out of this world!*


16. French Braid

with Terry Funk

CONFIDENT This is a favourite quilt of mine. I love sharing it! The braids are strippy two sided log cabin blocks. The pattern is very forgiving so you can just enjoy your fabrics while you make your braids.

There are many braids to choose from and many sizes. My sample is 68" x 88"

Sunday, October 4th 9:30am-1:00pm
Sunday, November 1st 10:00am-5:00pm
Sunday November 29th 10:00am-5:00pm
\$100.00 + book



17. Block by Block-Divided by 3

with Ruth Headley

CONFIDENT This class is a chance for you to learn the method devised by Melissa Marginet to put sandwiched quilted blocks together. After this class you will be able to quilt a Queen sized project on your household sewing machine.

The pattern I am using is a 4 block wall hanging that will have sashing added once the blocks are quilted. Hopefully you will also quilt using your walking foot as per Melissa. It is not mandatory that you have attended the class I hold on her walking foot but it will certainly help. I deliberately chose a small project this time to ensure we get to the important part, putting the quilted blocks together.

Monday, October 5th 6:30-10:00pm
Wednesday, October 14th 6:00-9:30pm
Friday, October 16th 6:00-9:30pm
\$75.00 + pattern



18. Twisty Star Table Runner

with Linnea Castagner

BEGINNER It only takes 4 fabrics to make this design, which you can turn into a runner, placemats or a table topper. It also has a choice of sizes, and Linnea will be making the runner, which is the middle size. This is a good opportunity to get to grips with quilters template plastic. You will also learn how to sew corners that are not 90 degrees on the binding.

Tuesday, October 6th 6:30-10:00pm
Tuesday, October 13th 6:00-9:30pm
\$60.00 + pattern



18. QuiltStart

with Ruth Headley

BEGINNER Please see description # 1

Introduction to Quilting:
Wednesday, October 7th 6:00-9:30pm
Class

Monday, October 19th 6:00-9:30pm
Tuesday, October 20th 6:00-9:30pm
Wednesday, October 21st 6:00-9:30pm
\$65.00

20. Arctic Feathers

with Karen Berrel

ALL LEVELS Straight piecing techniques used in this one! This is an Elizabeth Hartman pattern with a twist, as it simply repeats the same block until your quilt is as large as you want. Make it look as simple or as detailed as you want with your fabric choices. You can get scrappy, use a layer cake to get your coordinated variety of fabrics, or pick one or two colour ways to complete your quilt. Oh the possibilities!!!

Thursday, October 8th 6:30-10:00pm
Thursday, October 15th 6:00-9:30pm
\$60.00 + pattern



Customer Appreciation Day Saturday, December 19th

On the 19th

the whole shop is discounted by 15%.

There will be refreshments available and many of the staff will be around to chat and have a good time.

Our **Yearly Challenge** entries will be displayed so you can vote for your favourites. Please enter as more entries mean more categories and so more prizes. The theme this year is **Christmas is for Kids**, interpret it anyway you wish.


Please support us and participate.

Yearly Challenge

- ❖ The theme is **Christmas is for Kids**.
- ❖ The item can be made by using any technique: from machine to hand to art quilt.
- ❖ It may be any size.
- ❖ All entries are anonymous and Labels must be hidden.
- ❖ Entries must be in by closing time December 18th.
- ❖ The entry fee is a small (or large) number of groceries for the food bank.
- ❖ Photos and results will be shown on BPQ's Facebook page.
- ❖ Voting starts at Customer Appreciation Day and continues to mid-week.
- ❖ Prizes awarded from the viewers vote.

21. Christmas Around the Globe

with Tara Schultz

 This art appliqué project is suitable to all quilt levels. The pattern uses a combination of quilting techniques - a raw edge fusible appliqué technique, machine piecing for the background and machine quilting to complete this fun wall hanging. And let's not forget the embroidery embellishments. Finished size with borders, 20.5" x 20.5".



Friday, October 9th 6:30-10:00pm

Friday, October 23rd 6:00-9:30pm

\$60.00 + pattern

22. Palm Fronds

with Ruth Headley

 This is a repetitive paper piece project; this means we can speed up the process by pre-cutting all the pieces. I just love paper piecing and so I chose to make a fairly big quilt, 66" x 75". This is the size of a Queen mattress so it could be enlarged easily enough. Originally I had planned on a wall hanging but got seduced by the technique. After all I had all the time in the COVID world to stitch. As this quilt needs a good variety of fabrics it is a good stash buster, or we will cut narrow WOF for you, no waste with this one. This is a technique class, suitable for beginners.




Saturday, October 10th 9:00am-4:00pm

Thursday, October 22nd 6:00-9:30pm

\$75.00 + pattern

23. Hillside Houses

with Ruth Headley

 I was so excited when I first saw this quilt, not my usual style; I actually think I stole the idea of teaching it from Laurie. Sorry Laurie! Anyway it's mine now. The house blocks come in 3 sizes, I chose the largest size, so mine is 60" x 75". That's a big wall hanging. I did make a single house in the medium and the small size so you can decide.



I shall make another - this time medium size. It's a pieced quilt, so is suitable for all levels even beginners. The result is lovely and I actually think would look best on the wall.

Another quilt that will use up your stash as you need smallish amounts of a variety of fabrics.

Saturday, October 17th 9:00am-4:00pm

Thursday, October 29th 6:00-9:30pm

\$75.00 + pattern

24. Sew Far Behind

with Laurie Jacobson


What an opportunity this is, a whole day to come to grips with some of those unfinished projects. It's quiet, lots of space, no distractions and a teacher on hand to help you work out those problems...and all for a fabulous price.

Sunday, October 18th 10:00am-4:00pm

\$20.00

25. Trailmarker

with Laurie Jacobsen

 A modern quilt pattern of colourful arrows that sews together quickly. A perfect match for a young couple or your favourite teen. It uses fat quarters and/or assorted scrappy fabric from your stash and a neutral background. Creative freedom!




Saturday October 24th 9:00am-4:00pm

\$60.00 + pattern

26. Diamond Ring

with Terry Funk

 This is another quilt from an old favourite book, Scrap Quilts Fit For a Queen.

You will learn some new piecing techniques to make the complex blocks much easier. This quilt is Layer Cake friendly but also works with 2" and 3.5" strips. I used some Christmas fat quarters. My sample is lap size.


Sunday, October 25th 10:00am-5:00pm

\$60.00 + book



27. Banded Baskets

with Ruth Headley

 These uber cute set of 3 sized baskets are ideal for couch side storage. The smaller ones, ideal for the dressing table for all your stuff. You can embellish them once you get the hang of the stitching. They have a piped top and of course a band and are lined.



Christmas gifts, no problem.

Monday, October 26th 6.30-10:00pm

Friday, October 30th 6:00-9:30pm

\$60.00 + pattern

28. Bernina Club

with Ruth Headley

Please see description #13

Wednesday, October 28th

12:00-3:30pm or 6:00-9:30pm


\$15.00 Kit Fee (after first year)

BERNINA

29. Panel Magic

with Dianne Hart

• ALL LEVELS •

 The gorgeous wildlife panels at Bears Paw kept calling to me every time I entered the store, as do the others I have in my stash that I love so much 😊. Once we have them, the challenge is figuring out what to do with them. How can we accent the beauty in the picture without taking away from it? In this class we will explore options using half square triangles (HST). These simple designs will highlight the colours in the panel, giving it a beautiful finishing touch. Panels offer a great opportunity to practice free-motion quilting. This class will focus on the borders, and is good for quilters of all levels. Join in for a day of fun playing with different methods to make HST and creating a beautiful border for your cherished panel.

Saturday, October 31st 9:00am-4:00pm
\$60.00 + handout

November

30. Jagged Edges

with Laurie Jacobsen

BEGINNER

 WOW! This quilt sizzles! Create a colourfest with a group of new fabrics or go to your leftovers for even more fun. Simple stitch and flip creates the jagged edges so it is suitable for all levels.

Monday, November 2nd
6:30-10:00pm
Monday, November 9th
6:00-9:30pm
\$60.00 + pattern

Class credits

We offer you the opportunity to earn ½ price and even **free classes**. Each class you attend will give you points towards this goal. This is in addition to the free meters of fabric you can earn by using your BPQ fabric card.

 3 points = ½ price class

 6 points = 1 free class

The points do not carry forward from one teaching session to the next, but your free class can be used or saved.

What the symbols mean


 = beginner/confident level class  = 1 point

 = challenging level class  = ½ point

31. QuiltStart

with Ruth Headley


BEGINNER

 Please see description #1
Introduction to Quilting:
Tuesday, November 3rd 6:00-9:30pm
Class
Friday, November 20th 6:00-9:30pm
Saturday, November 21st 9:30am-4:30pm
\$65.00

32. Landscape

with Ruth Headley

BEGINNER

 Many of us seem to have the desire to make creative art quilts. I intend to explore yet another method of creating a landscape, less realistic, more impressionistic - anyway we will see how you take to it.

The ability to do free motion will help but I am trying to create other ways of quilting and embellishing.


You will need an image/photo to give you inspiration.

Wednesday, November 4th 6:30-10:00pm
Saturday, November 7th 9:00am-4:00pm
Wednesday, November 18th 6:00-9:30pm
\$90.00 + handouts

33. Jelly Roll Rug

with Ruth Headley

• ALL LEVELS •

 This rug was a great hit last year, and after holding extra classes I still had a waiting list, so I am teaching it once more. Another fun project to sew using Jelly Rolls and the new non-fusible Bosal roll. It is such fun and now I have another bath mat, or a rug for the RV. The only requirement is that your machine sews a zigzag stitch, then it is an easy task. I bet you have a few Jelly Rolls/Balipops hanging around that need a home.

Thursday, November 5th 6.30-10:00pm
Tuesday, November 10th 6:00-9:30pm
\$60.00 + pattern

34. Sew Far Behind

with Tara Schultz

Please see description #23

Sunday, November 8th 10:00am-4:00pm
\$20.00

Hold onto your bobbins!

BEAR'S PAW
QUILTS



35. Inn on the Lake Retreat

with the Lucky Ones (it could be you)

This retreat is unfortunately limited to about 15 of us. The Inn on the Lake is such a delight to stay at, the facilities, the views, the food and bedrooms, all there to make us feel pampered.

We have always used the stat holiday on the 11th November so this year it is rather an odd schedule. By then the snow is down so that the hot tub is such a treat and the surrounding walks refreshing.

Wednesday, 9:00am to Saturday, 4:00pm

November 11th - 14th

\$360.00-ish



36. Sew Far Behind

with Dianne Hart

Please see description #23


Sunday, November 15th 10:00am-4:00pm

\$20.00

37. Ruff Around the Edges

with Gillian McKee

BEGINNER

 A fun baby quilt or a lap quilt for any dog lover you know.

Easy to sew, but blocks on point, a pieced border and appliqué make it interesting. You can add all five romping dogs or fewer - choose any colour dog you'd like.

Monday, November 16th
6:30-10:00pm

Monday, November 30th
6:00-9:30pm


\$60.00 + pattern



38. Cottage Garden

with Dianne Hart

ALL LEVELS

 The designer, Kim Diehl, describes this pattern as "pennies in a sparkling fountain". This is a fun table runner great for using scraps from your stash. The base is pieced with straight stitching. The flowers, stems and leaves are appliqué. We will explore different methods for this type of appliqué focusing on the freezer paper technique. Appliqué can be stitched by hand or by machine. Good for quilters of all levels.

Tuesday, November 17th 6:30-10:00pm

Tuesday, November 24th 6:00-9:30pm


\$60.00 + pattern



39. Machine Binding


with Laurie Jacobsen

ALL LEVELS

 Learn how to attach a binding to a quilt entirely by machine. No hand stitching! Come away from this class with a set of step-by-step samples that will guide you through your next big project and hands-on practice that will have you well on your way to the perfect machine binding. Just in time to finish your Christmas projects!

Thursday, November 19th 6:30-10:00pm

\$30.00 + hand out



40. Bernina Club

with Ruth Headley

BERNINA OWNERS

Please see description #13

Wednesday, November 25th

12:00-3:30pm or 6:00-9:30pm


\$15.00 Kit Fee (after first year)

BERNINA

41. Free Motion Quilting

with Ruth Headley

ALL LEVELS

 Another technique class, if you have already completed the walking foot class, maybe you are ready to try free motion quilting. We will start at the beginning and work our way through some exercises to improve your skill. There is no doubt that the only way to get good at free motion quilting is to do it, to practice and dare to do it again and again. So join me and start on the trip to competent free motion.

Thursday, November 26th

6:30-10:00pm

Friday, November 27th

6:00-9:30pm


\$60.00



42. Quilting the Walking Foot Way

with Ruth Headley

CONFIDENT


 This is taught from the Melissa Marginet book. I went to her class in Vancouver last year and was enthralled with her methods.

We practice in the morning and then quilt as many place mats as we can in the afternoon. It gives you such confidence that you can begin to quilt your own projects and get fabulous results.

Saturday, November 28th

9:00am-4:00pm

\$60.00 + book




December

43. Carousel

with Ruth Headley

BEGINNER

 This is such a fabulous quilt to showcase gorgeous fabrics.

You can choose a theme and use only flowers for instance, or a colour and use up your stash. It is a simple piecing technique and is absolutely suitable for beginners or for others who need to use up fabric already purchased.



This is such a standard pattern and is great to have in your arsenal for when you have to make a quilt in a hurry.

Saturday, December 5th 9:00am-4:00pm
\$60.00 + pattern

Mystery Quilt

Of course COVID's tentacles have spread far and wide and even into the Mystery Quilt organization. The factories that produced fabric were disrupted and so delivery dates have become very "flexible".

So Border Creek Station has been forced to cancel this year's pattern. The next Mystery Quilt will be in the fall of 2021.

We will show our finished quilts at the Customer Appreciation Day in December, so that absolutely everyone can get finished.





**BEAR'S PAW
QUILTS**



We have great fabric panels come see our selection in store now

44. Sew Far Behind

with Ruth Headley

Please see description #23

Sunday, December 13th 10:00am-4:00pm
\$20.00

45. Bernina Club

with Ruth Headley

Please see description #13

Wednesday, December 16th
12:00-3:30pm or 6:00-9:30pm
\$15.00 Kit Fee (after first year)

BERNINA OWNERS

BERNINA

Customer Appreciation Day December 19, 2020

15% off Storewide
(some restrictions apply)

- threads • books •
- notions • patterns •
- Bernina accessories •
- all fabric •



See the entries in our
Yearly Challenge

Refreshments provided

**BEAR'S PAW
QUILTS**



RULER KIT FOR SIT-DOWN MODELS

Includes:

- Nested Mini Ovals
- Squiggle
- Nested Mini Circles
- Mini 4-in-1
- Mini Straight Line Tool

Get foot #72 for best results

We also have
Couching Inserts

available at **BEAR'S PAW
QUILTS**



BERNINA
made to create

BPQ - meet our teachers



Gillian



Tara



Dianne



Linnea



Laurie



Karen



Terry



Ruth

All About BPQ Retreats

It has evolved over the years that we do early sign-up for our Quilt Retreats. Rather than waiting for class sign-up days in January and September, we begin the sign-up for these coveted getaways earlier. Don't despair, on Facebook, we let you know when sign-up will begin. Keep your eyes open for registration.

Location	Sign-up begins	Retreat Date
BPQ Birthday	January	late-February
Haines Junction	mid-October	April
Longest Day	April	late-June
Haines Junction	mid-June	late-September
Inn on the Lake	June	mid-November

Bear's Paw Quilts - Workshop Policies

Classes are open on a first come basis. When a class fills up quickly, we often put people on a wait list and schedule another class.

We request that you leave babies and children at home when you come to a class. Teens are welcome in all our classes.

You are not officially registered until you have paid. GST will be added to class cost. You may pay for a class with Visa, MC, debit card, cash or use your class points.

Cancellation: In the event you cannot attend a class that you have paid for, we will issue credit or transfer you to another class if we receive 7 days notice. If we receive less than 7 days notice, we will give you class handouts, but no refund can be given.

Class Minimum: A class must have 3 students.

Sewing Machines: Please bring your own machine in good working order. An instruction manual for the machine is essential. Don't forget to bring extra machine needles. BPQ does have Bernina sewing machines for rent - see our Sewing Machine Rental Policy.

Supply Lists: are available for each class at the time of registration. Read it carefully and bring everything on the list.

Place: All classes are in the BPQ classroom. Ironing boards and irons are provided. 2 large cutting mats are provided. Please bring anything else you may need, and label all your personal equipment.

Just like piecing...
but not quilting?
Here's a way to get those
projects finished.

**Celtic
Quilter**

LONG ARM
machine quilting
pantograph
freehand
custom

you create it and I'll quilt it!

Danae Moore
Phone: 867.667.7827
cell: 867.333.0233
celticdreamer@northwestel.net

Bonnie Gauvin

Bitchin' Stitches
Quilting Service

17 Bamboo Crescent
Whitehorse, YT
Y1A 4Z7
(867) 334-7522
bonnie.gauvin@yahoo.com

IN STITCHES
LONG ARM QUILTING SERVICE

TARA SCHULTZ
I'LL BE QUILTING

PHONE: 867 668 1963
EMAIL: INSTITCHES.YUKON@GMAIL.COM
Box 10067
WHITEHORSE, YT Y1A 7A1

No more UFO's

**EMPRESS CUSTOM
QUILTING**

JANET SPINKS
11 CLODBERRY LANE
WHITEHORSE, YUKON
Y1A 5W5
867-333-0951

**Solstice
Stitches**

Long Arm Quilting
Hand Stitched Binding
Chrissy Sands
(867) 333 0954
chrissy_sands@hotmail.com

Every artist was first
an amateur.



Bear's Paw Quilts - Sewing Machine Rental Policy

- ◆ In the interest of encouraging beginners to quilt, Bear's Paw Quilts has purchased entry-level Bernina's that are available for rent.
- ◆ Cost of machine rental is \$30 per day or \$15 for half a day **or less**.
- ◆ The rental machine must be booked and paid for at the time of class registration. In the event you wish to cancel either the machine rental or the class, you will recover full credit for your payment only if we receive the cancellation **7 days before the class date**.
- ◆ At the time you book the sewing machine, you must make an appointment for a brief instruction on the use of the machine.
- ◆ The machine is kept on the shop premises at all times. You may not take it home.
- ◆ You must provide your **own thread, machine needles**, personal sewing equipment and supplies. Any bobbins that you use must be left with the machine at the end of the rental period.

Very Important Days

September

- 9th, 16th, 17th & 18th
(Wednesday/Wednesday/Thursday/Friday) QuiltStart **1**
- 9th, 22nd & 23rd
(Wednesday/Tuesday/Wednesday) Daytime QuiltStart **2**
- ➔ 12th (Saturday) SIGN-UP DAY
- 15th (Tuesday) Colour 1 **3**
- ➔ 13th - 15th (Sunday to Tuesday) Machine Servicing **4**
- 16th (Wednesday) Build a Better Relationship **5**
- 17th (Thursday) Hand Piecing **6**
- 18th (Friday) Foot Camp **7**
- 19th (Saturday) Apliquick Way **8**
- ➔ 20th & 21st (Sunday/Monday) New Term Sale
- 22nd & 29th (Tuesday/Tuesday) Under the Lights **9**
- 24th - 27th (Thursday to Sunday) Out of Town at Last Retreat **10**
- 26th (Saturday) Posh Santa **11**
- 27th (Sunday) Morning Glory **12**
- 28th & October 3rd (Monday/Saturday) Raggy Quilts **13**
- 30th (Wednesday) Bernina Club **14**

October

- 1st & 2nd (Thursday/Friday) Making Waves **15**
- 4th, November 1st & 29th
(Sunday/Sunday/Sunday) French Braid **16**
- 5th, 14th & 16th (Monday/Wednesday/Friday)
Block by Block Divided by 3 **17**
- 6th & 13th (Tuesday/Tuesday) Twisty Star Table Runner **18**
- 7th, 19th, 20th & 21st
(Wednesday/Monday/Tuesday/Wednesday) QuiltStart **19**
- 8th & 15th (Thursday/Thursday) Arctic Feathers **20**
- 9th & 23rd (Friday/Friday) Christmas Around the Globe **21**
- 10th & 22nd (Saturday/Thursday) Palm Fronds **22**
- 17th & 29th (Saturday/Thursday) Hillside Houses **23**

November

- 18th (Sunday) Sew Far Behind **24**
- 24th (Saturday) Trailmarker **25**
- 25th (Sunday) Diamond Ring **26**
- 26th & 30th (Monday/Friday) Banded Baskets **27**
- 28th (Wednesday) Bernina Club **28**
- 31st (Saturday) Panel Magic **29**
- 2nd & 9th (Monday/Monday) Jagged Edges **30**
- 3rd, 20th & 21st (Tuesday/Friday/Saturday) QuiltStart **31**
- 4th, 7th & 18th
(Wednesday/Saturday/Wednesday) Landscape **32**
- 5th & 10th (Thursday/Tuesday) Jelly Roll Rug **33**
- 8th (Sunday) Sew Far Behind **34**
- 11th - 14th (Wednesday to Saturday)
Inn on the Lake Retreat **35**
- 15th (Sunday) Sew Far Behind **36**
- 16th & 30th (Monday/Monday) Ruff Around the Edges **37**
- 17th & 24th (Tuesday/Tuesday) Cottage Garden **38**
- 19th (Thursday) Machine Binding **39**
- 25th (Wednesday) Bernina Club **40**
- 26th & 27th (Thursday/Friday) Free Motion Quilting **41**
- 28th (Saturday) Walking Foot Quilting **42**

December

- 5th (Saturday) Carousel **43**
- 13th (Sunday) Sew Far Behind **44**
- 16th (Wednesday) Bernina Club **45**
- ➔ 19th (Saturday) Customer Appreciation
- ➔ 24th (Thursday) Last Shopping Day
- ➔ We will be closed from December 24th 3:00pm-ish until we re-open on January 4th 10:00am

Saturday Savers

"plan" for great savings

September			November		
Sept. 5th	Fabric	15%	Nov. 7th	Bernina Accessories	15%
Sept. 12th	Books & Patterns	15%	Nov. 14th	Pre-cut Fabrics JR, LC, CP, FS	10%
Sept. 19th	Batiks	15%	Nov. 21st	Remnants	add 15%
Sept. 26th	Notions	15%	Nov. 28th	Batiks	15%
October			December		
Oct. 3rd	Fat Quarters	4 for the price of 3	Dec. 5th	Fat Quarters	4 for the price of 3
Oct. 10th	Flannels	15%	Dec. 12th	Blenders	15%
Oct. 17th	Grunge	15%	Dec. 19th	Customer Appreciation	15% storewide
Oct. 24th	Threads	15%	Dec. 24th	Storewide	15%
Oct. 31st	Batting	10%			

"I will not buy any more fabric until I use up the stash I have at home," I said. And then I laughed and laughed.