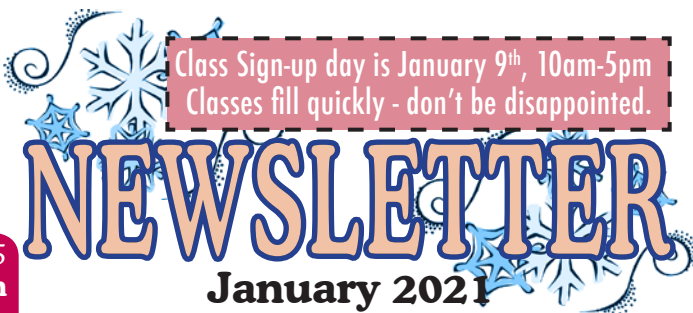



BEAR'S PAW QUILTS



Class Sign-up day is January 9th, 10am-5pm
Classes fill quickly - don't be disappointed.

100 - 2093 2nd Avenue, Whitehorse, Yukon, Canada Y1A 1B5

Phone: (867) 393-BEAR (2327) www.bearspawquilts.com

twitter @BearsPawQuilts1

f Bears-Paw-Quilts

January 2021

Thank you, thank you, thank you! Well done quilters – against all odds we are alive and kicking. We had a great – and I mean great – term, with oodles of new quilters and a fair number of quilters who came back after a few years break. All in all it was an exciting time. We managed to hold both Retreats – a bit reduced in numbers but such fun to be back, even wearing masks. Remember how odd we found the Asian tourists wearing masks...and now we are just as gung ho about them.

There has been and will continue to be problems around supply and demand. Hopefully things will improve.

Staff-wise, we have had a few changes. **Bernice** has been obliged to call it a day; she is no longer able to work in the shop. We will always remember her in her day as an excellent teacher, an immaculate stitcher and good fun to work with. We really miss the old Bernice. Also **Sharon** is no longer working in the shop. She was a great asset in all the tasks she undertook. She has apparently left town for pastures new.

Carcross Commons was fun, in its day too. We were there for three years – growing and learning. We started on the back row and by our third year we were on the main deck in a fabulous position. But I have decided that we will not return there in the foreseeable future. Shame, as I enjoyed my Friday outing working there.

To all the staff - shop and teachers, how glad I am to have you at my back. This is not a one-woman show. I knew that all these years, but it was 'writ in bold' in the spring/summer. I get quite emotional thinking about how I rely on you.

Skills Quilt

Try saying
that 3 times!!

This is the
second year
that we have
run this club.

We have a small
group of four

students who attend the club every Thursday,
after school hours.

Dahn Casselman,
Janet Rushant and Ruth do the teaching.

So far the year has proven to be satisfying



and enjoyable. Last year the four (different students) continued until COVID closed us down, but we managed to get their final project (a raggy lap quilt) finished.

~Ruth and the staff of BPQ



Wash hands
Cover the
bridge of
your nose
to your chin.

As of Tuesday, December 1, 2020,
you must wear a mask in
all indoor public spaces
in the Yukon.

January

1. QuiltStart

with Ruth Headley

BEGINNER

This class is designed for those who have no experience in quilting, or for those who want to get back to basic skills. The class has two components: Introduction to Quilting where you learn about the basic equipment and materials needed as well as learning about your machine, and QuiltStart where you will make a table runner in the Rail Fence design. This class provides the rudiments of quilting and prepares you to work on any number of projects afterward. This class is comprised of 14 hours of class time and up to 4 hours of extra sewing to complete the project.

Introduction to Quilting:

Thursday, January 7th 6:00-9:30pm

Class:

Tuesday, January 19th 6:00-9:30pm

Wednesday, January 20th 6:00-9:30pm

Thursday, January 21st 6:00-9:30pm

\$65.00

2. Daytime QuiltStart

with Ruth Headley

BEGINNER

Please see description #1

Introduction to Quilting:

Thursday, January 7th 6:00-9:30pm

Class:

Monday, January 25th 9:30am-4:00pm

Tuesday, January 26th 9:30am-4:00pm

\$65.00

Sign-up is on January 9th, a Saturday, of course. Two QuiltStart sessions are offered starting on January 7th with the rest of the class schedule starting on January 13th.

Do not miss our New Term Sale.

The 50% fabric will reduce to **70%**

The 30% fabric will drop down to **50%**
and there will be a table of new **30% off**

All the rest of the fabric will be priced at **15%**

The sale will start on:

Sunday, January 17th

10:00am to 4:00pm

Monday, January 18th

10:00am to 4:00pm

This is a great opportunity to buy for your classes.

3. Colour 1

with Dianne Hart

ALL LEVELS

Join us for an evening of fun as we play with fat quarters to explore colour families, intensity, tone and texture. This introductory colour theory course is perfect for beginner and advanced quilters. Join us and see how to add a little colour pizzazz to your quilts.

Wednesday, January 13th 6:00-9:30pm

\$30.00 + colour wheel



4. One Block Wonder

with Ruth Headley

CONFIDENT • CHALLENGING

I still find this technique utterly inviting, even after making and teaching it 16 times. Every time the completed quilt looks different from the last one. I always teach tumbling blocks in this class. It is a lot of stitching but well worth it. So, let's do it!

Saturday, January 16th 9:00am-5:00pm

Thursday, January 28th 6:00-9:30pm

Wednesday, February 10th 6:00-9:30pm

Wednesday, March 10th 6:00-9:30pm

\$100.00 + book

5. Machine Binding


with Laurie Jacobsen

ALL LEVELS

Learn how to attach a binding entirely by machine. No hand stitching! Come away from this class with a set of step-by-step samples that will guide you through your next big project and hands-on practice that will have you well on your way to the perfect machine binding.

Friday, January 22nd 6:30pm-10:00pm

\$30.00 + hand out



Special Dates at BPQ

Christmas Eve (Thursday, December 24th)

we close at approximately 3:00pm.

New Year re-opening (Tuesday, January 5th)

we open at 10:00am


Heritage Day (Friday, February 26th) **closed**

Easter Weekend (Friday-Monday, April 2nd-5th) **closed**



6. Curves and Corners

with Karen Berrel


CONFIDENT  Straight and curved piecing techniques produce a lovely table runner with this pattern. The curved cuts are made easy with the "Cut A Round" ruler. A simple four-patch and some side triangles make up the straight piecing. A lovely quilt to make, whether it's your first or 100th time at curved piecing!

Saturday, January 23rd 9:00am-4:00pm
\$60.00 + pattern



7. Garland Table Runner

with Terry Funk

CONFIDENT  This quilt features large pieced flowers and leaves. This is a great project to use up some of your collected fat quarters. Accuracy is key to good results in this one. You'll learn some great techniques for getting that accuracy. Finish size - 22.5" x 62.5"

Sunday, January 24th 10:00am-5:00pm
\$60.00 + book

8. Tree Shimmer Table Runner

with Tara Schultz

CONFIDENT  This is another Jennifer Sampou pattern that features a pieced background, enhanced by applique tree clusters. We will use a raw-edge, fusible, machine applique technique. We'll make our own templates for the piecing. This table runner works well with two main feature fabrics and an assortment of complementary fabrics (suitable for fat quarter use). The finished sample size is about 70" x 18".



Tuesday, January 26th 6:30-10:00pm
Saturday, February 6th 9:00am-4:00pm
\$75.00 + pattern

Pine Tree Quilters

- Reasonable membership fees
- Mystery Quilts
- Monthly Retreats
- Mini Workshops

We invite new and 'seasoned' quilters, alike to inquire about joining our fun quilting group.

Call May Gudmunson @ 668 4736 for more info.

9. Bernina Club


with Ruth Headley

BERNINA OWNERS In this class you will be making a small project that enables you to feel more comfortable with your wonderful machine. It is especially useful for new owners who get a free year membership if you bought your machine at BPQ. The nominal \$15 kit fee is required for all others. Everyone who owns a Bernina, however long you have had it is more than welcome to attend. Every month you need to sign up once you see the project and we have the sign-up sheet ready.

Wednesday, January 27th
12:00-3:30pm or 6:00-9:30pm
Kit Fee: \$15.00 (after first year)

10. Wild Waves

with Ruth Headley

CONFIDENT  This stash buster is such fun to make. Just simple piecing, it's all in the colour choice. Chose your size, wall to queen. Ideal for a confident beginner.

Friday, January 29th
6:30-9:30pm
Saturday, January 30th
9:00am-4:00pm
Saturday, February 13th 1:30-4:00pm
\$80.00 + pattern



11. Sew Far Behind

with Dianne Hart


What an opportunity this is, a whole day to come to grips with some of those unfinished projects. It's quiet, lots of space, no distractions and a teacher on hand to help you work out those problems...and all for a fabulous price.

Sunday, January 31st 10:00am-4:00pm
\$20.00

February

12. Jelly Roll Rug

with Ruth Headley

ALL LEVELS •  This great project continues to be popular, and so we've scheduled another one. Make an oval, a rectangle with WOF or rectangle with fat quarters. Such fun!

Monday, February 1st 6:30-10:00pm
Friday, February 5th 6:00-9:30pm
\$60.00 + pattern



We Have Gone Green

Bring your own cloth bags with you - or even better, make one to use. We have patterns too!

13. QuiltStart

with Ruth Headley

BEGINNER

 Please see description #1

Introduction to Quilting:

Tuesday, February 2nd 6:00-9:30pm

Class

Thursday, February 11th 6:00-9:30pm

Friday, February 12th 6:00-9:30pm


Saturday, February 13th 9:30am-1:00pm

\$65.00

14. Free Motion Quilting

with Ruth Headley

ALL LEVELS

 Another technique class, if you have already completed the walking foot class, maybe you are ready to try free motion quilting.


We will start at the beginning and work our way through some exercises to improve your skill.

There is no doubt that the only way to get good at free motion quilting is to do it, to practice and dare to do it again and again. So join me and start on the trip to competent free motion.

Wednesday, February 3rd 6:30-10:00pm

Thursday, February 4th 6:00-9:30pm


\$60.00



15. Two Fast Runners

with Laurie Jacobsen

BEGINNER

 Actually, one of these runners is a centrepiece table mat, but that didn't sound as catchy!

We will start with the adorable mat, which uses a central feature fabric surrounded by 1-1/2" scrappy strips. Make one, make two! They are fast. The second runner uses 6 jelly roll strips and a backing that wraps around to make the binding. Equally fast...and fun!

Sunday, February 7th 10:00am-5:00pm


\$60.00 + patterns



16. Modern Star

with Karen Berrel

ALL LEVELS

 Who knew that half-square triangles and some "lazy angles" could go together to make a fabulous modern star??

Melissa Marginet knew! (After all, she created the pattern.)

With some help from the Lazy Angle ruler you will ensure consistent angles, and together with accurate 1/4 inch seams you can produce this stunning quilt.

Monday, February 8th 6:30-10:00pm

Monday, February 15th 6:00-9:30pm

\$60.00 + pattern



17. Round Bargello

with Dianne Hart

CONFIDENT


 Bargello's are so fascinating.

A simple change in colour creates a whole new look. Combine this with the versatility of a 10° wedge ruler, and the opportunities are endless. This project will focus on creating the beginners bargello following the pattern provided with the 10° wedge ruler. This 50" round quilt can be draped over a bed or a couch, used as a baby play zone or tablecloth, shaped into a tree skirt, or corners can be added to square it up. In the 2nd class we will talk about expanding on this technique to create a number of other designs that will be at your finger tips.

Tuesday, February 9th 6:00-9:30pm

Saturday, February 20th 9:00am-4:00pm


\$75.00 + pattern



18. Modern Buzz Saw

with Terry Funk

BEGINNER

 This is a very fun quilt that uses 10" squares so dig out those Layer Cakes! A very clever technique is used to make this tricky looking block very simple. A great quilt for all levels!

Sample size - 62"x79"

Sunday, February 14th

10:00am-5:00pm


\$60.00 + pattern



19. Chutes and Ladders

with Ruth Headley

BEGINNER

 This is a cute baby quilt made from a repeat block that reveals a hidden heart and a chutes and ladder pattern.

Ideal for beginners.

Tuesday, February 16th

6:30-10:00pm

Wednesday, February 17th

6:00-9:30pm

\$60.00 + book



Easy Press Pen

filled with Easy Press Solution

Easy Press Pen Nibs

keep your applicator gliding smoothly

available at

BEAR'S PAW
QUILTS



20. Lucky Stars

with Ruth Headley

This is a classic, perfect for new quilters. Good piecing practice and a fabulous lap quilt.

Thursday, February 18th
6:30-10:00pm

Friday February 19th
6:00-9:30pm
\$60.00 + pattern



Ironing mat! ...but why?

- protects surfaces, iron anywhere
- 1/2" thickness retains heat
- pin projects to mat for easy blocking
- quality mat with smooth surface
- portable



17" x 17" & 17" x 24"
in stock now at

**BEAR'S PAW
QUILTS**



21. Sew Far Behind

with Tara Schultz

Please see description #11

Sunday, February 21st 10:00am-4:00pm
\$20.00



22. Walking Foot Quilting

with Ruth Headley

In this class we use Melissa Marginet's books, a veritable inspiration for beginner quilters. The first night we practice a little and then on the second night we actually quilt placemats or a table runner.

Monday, February 22nd 6:30-10:00pm

Tuesday, February 23rd 6:00-9:30pm

\$60.00 + book

YOU help to sustain our community **Local business owners are your friends & neighbours** **It is good for the environment**

buy local

Shopping locally reduces energy consumption and cost
help make our town unique

Local business care about the vibrancy of downtown

STRENGTHENS OUR LOCAL ECONOMY

local business owners live, work and pay taxes here

Money spent local stays local

THINK LOCAL

preserves the character and vitality of the community

make this a better place to live

↑

we've got it!

BERNINA 770-QE
comfortable • intuitive • inspiring

- Patchwork foot 97D included
- Extra-Long Freearm
- BERNINA Dual Feed
- Total Stitch Control
- BERNINA 9 Hook

BERNINA 475
The Quilter's new best friend. Perfect for small spaces, yet powerful enough to handle thick quilt layers

BERNINA 480
highly sophisticated - brilliantly simple power, speed, perfection & ease

BERNINA 570-QE
all-rounder for sewing, quilting and embroidery

BERNINA
made to create

Beautiful design.
Quality you'll love.
A lifetime of inspiration.

**BEAR'S PAW
QUILTS**

We are your Bernina source.

Swiss Heritage since 1893

23. Bernina Club

with Ruth Headley
Please see description #9

Wednesday, February 24th
12:00-3:30pm or 6:00-9:30pm
Kit Fee: \$15.00 (after first year)

24. Birthday Retreat

with Enthusiasts

We opened in late February 2003. Can you believe that! There are customers and teachers who were there at the beginning and I am utterly grateful to these women for taking this long journey with me. So it's 18 years. We hope you can join us for birthday cake from Mary El Kerr. We can't predict the circumstances of this shop retreat but we will be there in whatever conditions are imposed.

February 25th - February 28th
Thursday, 6:00pm to Sunday, 3:00pm
\$TBA



BERNINA

BERNINA OWNERS

ALL LEVELS

ensure
Precision Piecing
get the best tools for the job

**Easy Press
Fabric Treatment
& Mist Bottle**

~use Easy Press as a fabric treatment to renew fabric after prewashing and improve accuracy when cutting and piecing your fabrics

available at

**BEAR'S PAW
QUILTS**

BPQ - meet our teachers



March

25. Cinderella

with Laurie Jacobsen

CHALLENGING

I think this pattern is called Cinderella because it transforms an orphan block into something beautiful! Five different block sizes can be used, ranging from 6" to 14". Check your sewing room drawers for a forgotten block, use a feature fabric or choose to piece the King's Crown block provided in the instructions. Regardless of the block you use, the eight pointed border sets it all off. Magic!



Monday, March 1st 6:30-10:00pm

Tuesday, March 2nd 6:00-9:30pm

\$60.00 + pattern

26. QuiltStart

with Ruth Headley

BEGINNER

Please see description #1

Introduction to Quilting:

Wednesday, March 3rd 6:00-9:30pm
Class

Thursday, March 11th 6:00-9:30pm

Friday, March 12th 6:00-9:30pm

Saturday, March 13th 9:00am-1:00pm

\$65.00

SeamAlign Glue™
ideal for Quilting, Appliqué & Sewing

SeamAlign Glue™ Applicator
for accurate application

available at

**BEAR'S PAW
QUILTS**

Class Level Guide

In an attempt to guide you to the degree of difficulty in each class we have designated the following words:

BEGINNER




Those straight from QuiltStart would manage these classes and every other level are welcome, of course.

CONFIDENT



If you were an experienced sewer before QuiltStart this would be do-able, or if you have made a few quilts and you feel confident.

CHALLENGING




These require considerable experience in quilting, and will take time and patience. But you have to sew your first challenging quilt sometime.

This is only a guide to let you know what to expect from a class.

27. Meadowland

with Laurie Jacobsen

BEGINNER

 A lovely spring quilt! And there is lots of room for your own interpretation of any season in the meadow. Two triangle squares make up the bulk of the blocks and a stitch and flip method creates the small flowers in the sashing. A choice of lap, queen or king size is included in the pattern.


Thursday, March 4th 6:30-10:00pm
Thursday, March 18th 6:00-9:30pm
\$60.00 + pattern



28. Bouncing Cubes

with Ruth Headley

BEGINNER

 A modern quilt that can be adapted so that everyone's is unique and original. Choose the background fabric — light or dark — then select your bouncing cube fabrics.


Friday, March 5th 6:30-10:00pm
Saturday, March 6th 9:00-4:00pm
\$75.00 + book




29. Folded Circle Centrepiece

with Dianne Hart

BEGINNER

 This little project is addictive ☺. The 13" circle is covered in folded layers of fabric. It is perfect for hot pads and as a table centrepiece. Change up the colours and make it for any season or any décor style. Designs can be planned or totally scrappy. This is a great stash buster and perfect for gifts.

Sunday, March 7th 10:00am-4:00pm
\$60.00 + pattern



30. Paddlewheel

with Tara Schultz

CONFIDENT

 This wall hanging was featured in a magazine many years ago. It uses a paper piecing technique to create the flying geese blocks. This pattern is well suited to using batik fabrics, but also works well with non-batiks. The piecing method allows for reduced waste of fabric and is straightforward to create. Finished size is 36" x 36".


Monday, March 8th 6:30-10:00pm
Friday, March 26th 6:00-9:30pm
\$60.00 + pattern



31. Linked

with Karen Berrel

ALL LEVELS

 Here's another Melissa Marginet pattern that produces fabulous results with straight piecing techniques. The key to pleasing results is choosing fabrics with a high contrast in values. I had such fun piecing along with Melissa in a virtual quilt-along on this one. Some chain piecing, with accurate 1/4 inch seams, and you're there! (Melissa even includes some walking foot quilting ideas with the pattern.)

Tuesday, March 9th 6:30-10:00pm
Tuesday, March 16th 6:00-9:30pm
\$60.00 + pattern



32. Sew Far Behind

with Karen Berrel

Please see description #11

Sunday, March 14th 10:00am-4:00pm
\$20.00

Class credits

We offer you the opportunity to earn 1/2 price and even **free classes**. Each class you attend will give you points towards this goal. This is in addition to the free meters of fabric you can earn by using your BPQ fabric card.

 3 points = 1/2 price class

 6 points = 1 free class

The points do not carry forward from one teaching session to the next, but your free class can be used or saved.

What the symbols mean


 = beginner/confident level class  = 1 point

  = challenging level class  = 1/2 point

Q: how to make your piecework easier?

A: with these great tools of course!

Great products from
New Leaf Stitches




gingherunsurpassed
craftsmanship and quality...just when you thought
you had everythingBEAR'S PAW
QUILTS 

33. Trip Around the World

with Ruth Headley

BEGINNER

 I think this would be an ideal opportunity to make a flannel quilt. The trip around the world is a simple lead into a bargello. Strip piecing and cross cutting creates simple movement in the quilt.

Monday, March 15th

6:30-10:00pm

Saturday, March 20th

9:00-4:00pm


\$75.00 + pattern



34. Sew, Slice, Spin and Sash

with Terry Funk

BEGINNER

 This simple quilt is a great way to use some of your beautiful prints that you can't bear to cut up! Quick strip piecing and subcutting makes a very striking way of making a fast quilt. Great beginner quilt or stashbusting quilt for fabric collectors! I used the Cardinal pattern but not a bird in sight! 63"x77"

Sunday, March 21st 10:00am-5:00pm

\$60.00 + pattern



Quilters without Borders



This group of quilters meets at Bear's Paw Quilts every Thursday from 10am to 2pm to make quick quilts to donate to those in need. Come in and sew with us.

BEAR'S PAW
QUILTS northern sky
fabrics...ahem,
our collection is
out of this world!Let your stitching
be the
star!

35. Bernina Club

with Ruth Headley

BERNINA OWNERS

Please see description #9

Wednesday, March 31st

12:00-3:30pm or 6:00-9:30pm

Kit Fee: \$15.00 (after first year)


BERNINA

April

36. Colour 1

with Dianne Hart

BEGINNER

 Please see description #3

Wednesday, April 7th 6:00-9:30pm

\$30.00 + colour wheel

37. Sew Far Behind

with Laurie Jacobsen

Please see description #11

Sunday, April 11th 10:00am-4:00pm

\$20.00

38. Snow Gone Retreat

with socially distanced and
masked quilters

We made it in September so we presume all being well we will repeat our success this time. We have the option of sleeping at the Alcan, then)sewing at the Village Conference Centre and being fed by Jonathan Peterson. It's all such a treat! Four days and evenings of eating, stitching and relaxing. Depending on circumstances we can have as many as 37 people.

April 15th - April 18th

Thursday, 9:00am to Sunday, 3:00pm

\$210-ish approximately.



39. Bernina Club

with Ruth Headley

BERNINA OWNERS

Please see description #9

Wednesday, April 28th

12:00-3:30pm or 6:00-9:30pm

Kit Fee: \$15.00 (after first year)

BERNINABPQ stocks these great threads:
Aurifil • King Tut
Mettler
Marathon • Superior

All About BPQ Retreats

It has evolved over the years that we do early sign-up for our Quilt Retreats. Rather than waiting for class sign-up days in January and September, we begin the sign-up for these coveted getaways earlier. Don't despair, on Facebook, we let you know when sign-up will begin.

Keep your eyes open for registration.

Location	Sign-up begins	Retreat Date
BPQ Birthday	January	late-February
Haines Junction	mid-October	April
Longest Day	April	late-June
Haines Junction	mid-June	late-September
Inn on the Lake	June	mid-November

Bear's Paw Quilts - Workshop Policies

Classes are open on a first come basis. When a class fills up quickly, we often put people on a wait list and schedule another class.

We request that you leave babies and children at home when you come to a class. Teens are welcome in all our classes.

You are not officially registered until you have paid. GST will be added to class cost. You may pay for a class with Visa, MC, debit card, cash or use your class points.

Cancellation: In the event you cannot attend a class that you have paid for, we will issue credit or transfer you to another class if we receive 7 days notice. If we receive less than 7 days notice, we will give you class handouts, but no refund can be given.

Class Minimum: A class must have 3 students.

Sewing Machines: Please bring your own machine in good working order. An instruction manual for the machine is essential. Don't forget to bring extra machine needles. BPQ does have Bernina sewing machines for rent - see our Sewing Machine Rental Policy.

Supply Lists: are available for each class at the time of registration. Read it carefully and bring everything on the list.

Place: All classes are in the BPQ classroom. Ironing boards and irons are provided. 2 large cutting mats are provided. Please bring anything else you may need, and label all your personal equipment.

Just like piecing...
but not quilting?
Here's a way to get those
projects finished.

Celtic Quilter
Long arm
machine quilting
pantograph
freehand
custom
you create it and I'll quilt it!
Danae Moore
Phone: 867.667.7827
cell: 867.333.0233
celticdreamer@northwestel.net

IN STITCHES
LONG ARM QUILTING SERVICE
TARA SCHULTZ
I'LL BE QUILTING
PHONE: 867 668 1963
EMAIL: INSTITCHES.YUKON@GMAIL.COM
Box 10067
WHITEHORSE, YT Y1A 7A1

Bonnie Gauvin
Bitchin Stitchin
Quilting Service
17 Bamboo Crescent
Whitehorse, YT
Y1A 4Z7
(867) 334-7522
bonnie.gauvin@yahoo.com

Solstice Stitches
Long Arm Quilting
Hand Stitched Binding
Chrissy Sands
(867) 333 0954
chrissy_sands@hotmail.com

Every artist was first
an amateur.
Don't know who said that

Bears -Paw -Quilts
f
thumbs up
QR code

EMPRESS CUSTOM QUILTING
JANET SPINKS
11 CLOUDBERRY LANE
WHITEHORSE, YUKON
Y1A 5W5
867-333-0951

Bear's Paw Quilts - Sewing Machine Rental Policy

- ◆ In the interest of encouraging beginners to quilt, Bear's Paw Quilts has purchased entry-level Bernina's that are available for rent.
- ◆ Cost of machine rental is \$30 per day or \$15 for half a day **or less**.
- ◆ The rental machine must be booked and paid for at the time of class registration. In the event you wish to cancel either the machine rental or the class, you will recover full credit for your payment only if we receive the cancellation **7 days before the class date**.
- ◆ At the time you book the sewing machine, you must make an appointment for a brief instruction on the use of the machine.
- ◆ The machine is kept on the shop premises at all times. You may not take it home.
- ◆ You must provide your **own thread, machine needles**, personal sewing equipment and supplies. Any bobbins that you use must be left with the machine at the end of the rental period.

January

5th (Tuesday) shop re-opens
 7th, 19th, 20th & 21st
 (Thursday/Tuesday/Wednesday/Thursday) QuiltStart **1**
 7th, 25th & 26th
 (Thursday/Monday/Tuesday) Daytime QuiltStart **2**
 ➔ 9th (Saturday) Sign-up day
 13th (Wednesday) Colour 1 **3**
 16th, 28th, February 10th & March 10th (Saturday/Thursday/
 Wednesday/Wednesday) One Block Wonder **4**
 ➔ 17th & 18th (Sunday/Monday) SALE, SALE, SALE
 22nd (Friday) Machine Binding **5**
 23rd (Saturday) Curves and Corners **6**
 24th (Sunday) Garland Tablerunner **7**
 26th & February 6th (Tuesday/Saturday) Tree Shimmer **8**
 27th (Wednesday) Bernina Club **9**
 29th, 30th & February 13th
 (Friday/Saturday/Saturday) Wild Waves **10**
 31st (Sunday) Sew Far Behind **11**

February

1st & 5th (Monday/ Friday) Jelly Roll Rug **12**
 2nd, 11th, 12th and 13th
 (Tuesday/Thursday/Friday/Saturday) QuiltStart **13**
 3rd & 4th (Wednesday/Thursday) Free Motion Quilting **14**
 7th (Sunday) Two Fast Runners **15**
 8th & 15th (Monday/Monday) Modern Star **16**
 9th & 20th (Tuesday/Saturday) Round Bargello **17**
 14th (Sunday) Modern BuzzSaw **18**

March

16th & 17^h (Tuesday/Wednesday) Chutes and Ladders **19**
 18th & 19th (Thursday/Friday) Lucky Stars **20**
 21st (Sunday) Sew Far Behind **21**
 22nd & 23rd (Monday/Tuesday) Walking Foot Quilting **22**
 24th (Wednesday) Bernina Club **23**
 25th - 28th (Thursday-Sunday) Birthday Retreat **24**
 ➔ 26th (Friday) Shop closed - Heritage Day

April

1st & 2nd (Monday/Tuesday) Cinderella **25**
 3rd, 11th, 12th & 13th
 (Wednesday/Thursday/Friday/Saturday) QuiltStart **26**
 4th & 18th (Thursday/Thursday) Meadowland **27**
 5th & 6th (Friday/Saturday) Bouncing Cubes **28**
 7th (Sunday) Folded Circles **29**
 8th & 26th (Monday/Friday) Paddlewheel **30**
 9th & 16th (Tuesday/Tuesday) Linked **31**
 14th (Sunday) Sew Far Behind **32**
 15th & 20th
 (Monday/Saturday) Trip Around the World **33**
 21st (Sunday) Sew, Slice, Spin and Slash **34**
 31st (Wednesday) Bernina Club **35**
 ➔ 2nd & 5th (Friday-Monday) Shop closed - Easter
 7th (Wednesday) Colour 1 **36**
 11th (Sunday) Sew Far Behind **37**
 15th - 18th (Thursday-Sunday) Snow's Gone Retreat **38**
 28th (Wednesday) Bernina Club **39**

Very Important Days

Saturday Savers

"plan"
for
great
savings



KEEP
CALM
BE KIND
AND
CARRY
ON

JANUARY

9th	Books and Patterns	15%
16th	Batiks	15%
23rd	Notions	15%
30th	Flannels	15%

FEBRUARY

6th	Fat Quarters	4 for the price of 3
13th	Grunge	15%
20th	Threads	15%
27th	All Fabrics	15%

MARCH

6th	Batting	10%
13th	Pre-Cut Fabrics LC, FS, JR, CP	10%
20th	Remnants	add. 15%
27th	Batiks	15%

APRIL

3rd	Notions	15%
10th	Fat Quarters	4 for the price of 3
17th	Blenders	15%
24th	Bernina Accessories	15%

MAY

1st	Batiks	15%
8th	Threads	15%
15th	Notions	15%
22nd	Grunge	15%
29th	Flannels	15%

JUNE

5th	Black & White	15%
12th	Green & Yellow	15%
19th	Blue & Purple	15%
26th	Red & Pink	15%

JULY

3rd	Neutrals (brown, cream)	15%
10th	Fat Quarters	4 for the price of 3
17th	Pre-Cut Fabrics LC, FS, JR, CP	10%
24th	Kits	15%
31st	Remnants	add. 15%

AUGUST

7th	Blenders	15%
14th	Bernina Accessories	15%
21st	Batiks	15%
28th	Batting	10%



itching to be stitching

