


BEAR'S PAW QUILTS



100 - 2093 2nd Avenue, Whitehorse, Yukon, Canada Y1A 1B5
Phone: (867) 393-BEAR (2327) www.bearspawquilts.com
twitter @BearsPawQuilts1 f Bears-Paw-Quilts



Welcome Back Quilters

We were so proud and maybe a little bit complacent about our handling of COVID. We were safe and very lucky to be here and not in the hot spots...and then June happened. I so hope that by the time sign-up rolls around we have it all under control again. I want to travel, have friends and family visit and I know you do too. Thanks to you, my loyal customers and students we had a good year from September to April. So I approach the fall with great enthusiasm and confidence. Not much has changed in the shop, same staff, same teachers, and Judy is back to teaching after her sad loss.

As with last year I have had a tough summer. As I sit here typing I realize that I have seen not a single American and very few other tourists. BUT I made it through last year terrified that we wouldn't make it and this summer I am confident that I will make it to September, alive and kicking. My staff are on low hours, but I do get someone to join me for part of the day every day. I have been holding classes every Saturday just to ensure that those who want to quilt can do so. I've also opened the shop to quilters during the week. At least I have some company!!

Starting in September and through the year especially in the summer I will have a system of renting the classroom to groups and individuals, on these days my priority will be with the customer, whereas on Sew Far Behind the priority is the sewist.

As always I want to thank the shop staff for being so good and going above and beyond in their daily work at BPQ. And the teachers, who continue to find inspiring patterns and teach them so well. Thank you.

The biggest thank you though goes to you, the customer, for staying loyal and being there, spending your money and enjoying the classes that we organize.

See you in September, or actually in August.

~Ruth and the staff of BPQ

BERNIE & SHELLY are now allowed to come and work here. They have had their second vaccinations, and are happy to drive their RV to Whitehorse. They will start their visit teaching for a few days and then of course they will

service our machines. You need to label your machine, and bring it in towards the end of August with a written note about any real problems you are having.



Important Dates

As Bernie and Shelley are **really** coming this fall and they are arriving on September 1st, we need to bring **SIGN-UP** forward. So **August 28th** it is.

Usual COVID protocols apply. See page 11.
Watch for details on our **Facebook** page



Bears-Paw-Quilts




September

1. QuiltStart

with Ruth Headley

BEGINNER

 This class is designed for those who have no experience in quilting, or for those who want to get back to basic skills. The class has two components: Introduction to Quilting where you learn about the basic equipment and materials needed as well as learning about your machine, and QuiltStart where you will make a table runner in the Rail Fence design. This class provides the rudiments of quilting and prepares you to work on any number of projects afterward. This class is comprised of 14 hours of class time and up to 4 hours of extra sewing to complete the project.

Introduction to Quilting:

Wednesday, September 1st 6:00-9:30pm

Class:

Wednesday, September 15th 6:00-9:30pm

Thursday, September 16th 6:00-9:30pm

Friday, September 17th 6:00-9:30pm

\$70.00

2. Daytime QuiltStart

with Ruth Headley

BEGINNER

 Please see description #1

Introduction to Quilting:

Wednesday, September 1st 6:00-9:30pm

Class:

Monday, September 20th 9:30am-4:00pm

Tuesday, September 21st 9:30am-4:00pm

\$70.00



This year we hope to be able to hold this, maybe food, certainly a sale, maybe games with prizes, and a

CHRISTMAS CHALLENGE

December 18th is the last Saturday of the year, so get your ideas organized for the quilt challenge.

3. Build a Better Relationship with your Sewing Machine


with Bernie Tobisch

ALL LEVELS

Are you having relationship problems with your sewing machine? Is there tension in the air? Is the honeymoon over? Maybe you and your machine only need to learn how to communicate more clearly. Let Bernie be your counsellor and help you discover how to understand what your sewing machine is trying to tell you. Learn how to get it to do what you would like it to do. End the tension filled battles, once and for all! Reconnect and grow to love your machine all over again. Together we will address tension, feeding of fabric, needle and thread choices and do some fancy footwork! This class is based on Bernie's book "You and Your Sewing Machine", a copy in class makes a great resource. Let's get this relationship off on the right foot!!

Thursday, September 2nd 10:00am-4:30pm

\$100.00 + book



4. Foot Camp

with Team Tobisch

ALL LEVELS

Presser feet expand your creative potential! Join Shelley & Bernie to discover what foot to use and how to use it for a variety of techniques. Find out how easy it is to make buttonholes from ordinary to corded. Discover how to couch, edge stitch like a professional, make tiny piping and much more. Learn how presser feet can open new doorways to creativity and unlock the potential of your sewing machine. If you have the presser feet that are on the supply list bring them along as well as any other feet you would like to learn about. We look forward to seeing you in class!

Friday, September 3rd 9:30am-4:30pm

\$100.00



Customer Appreciation Day Saturday, December 18th

Christmas Challenge

The theme is **WINTER**.

You can do any size project, place mats to bed quilt and everything in between. Any technique, piecing, appliqué, commercial pattern, original design, art quilt or a useful item, bag, kitchen item or an Advent calendar.

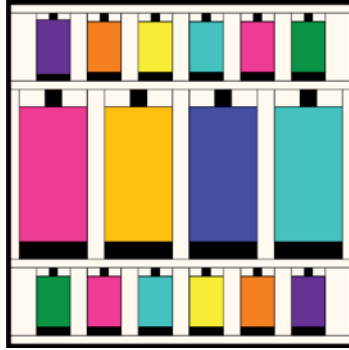
All you need to do is make it white and snowy, Hawaiian, warm and snuggly, sporty, the list is endless. So get thinking. The judging is by viewer's choice, another reason to come to the shop on December 18th. Prizes will be awarded. Please try to participate.

Cost of entry is a grocery donation for the food bank.

5. Spool-Eze Sewing Machine Mat or Wall Hanging

with Bernie and Shelley Tobisch

Join Bernie & Shelley for an entertaining, inspirational and rewarding Pin-Less Piecing and Press-as-You-Go experience. Bernie has been a sewing machine technician for over 46 years and knows what makes them tick. Shelley has been honing her precision piecing skills since 1987. Together they kick off the class



showing you how to turn your own sewing machine into a precision piecing instrument. Next, they guide you through easy, step by step, tried and true methods from fabric preparation and Press-as-You-Go to accurate cutting and Pin-Less piecing. This class is chock full of hints and tips that naturally result in accuracy. While making your Spools you will learn how to work with Easy Press Fabric Treatment, the Easy Press Pen, Seam Align Glue and much more. This class is designed for confident beginners and seasoned quilters who are interested in unlocking the secrets to improved accuracy in piecing.

Saturday, September 4th 9:30am-4:30pm
\$100.00

6. Machine Service

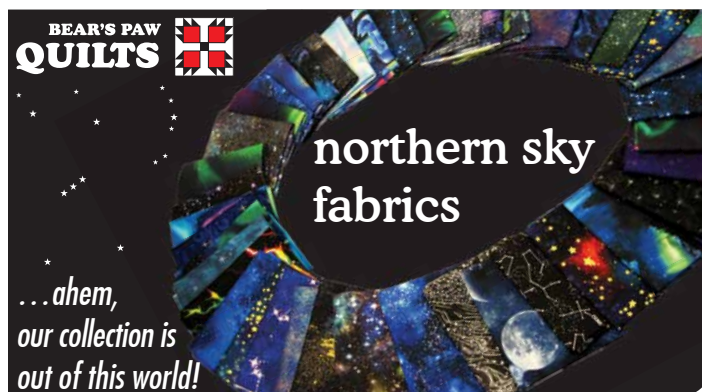
with Bernie and Shelley

Is it more than a year since you had your machine serviced? Do you have a little problem with your machine? Well this is where you can get some help.

It is best if you have booked it in and talked to us, or Bernie, and then you bring the machine in a bit early. He services all machines and is always there to talk to.



Sunday, September 5th all day
Monday, September 6th all day
Tuesday, September 7th all day
Wednesday, September 8th all day
Thursday, September 9th all day



7. Fantastic Featherweight!

with Bernie Tobisch

Join Bernie in this fun and informative class and learn to give your Singer Featherweight the TLC it needs. Learn about oiling, belt tension, motor brushes, tension calibration and more. In the process, you'll be giving your beloved machine a supervised tune-up. Bernie will have on hand, common replacement parts, just in case they are needed. Please note: This class is for Singer Featherweights only. No other older straight stitch machines, please!



Tuesday, September 7th 10:00am-1:00pm
\$50.00

8. Colour 1

with Dianne Hart

Join us for an evening of fun as we play with fat quarters to explore colour families, intensity, tone and texture. This introductory colour theory course, designed by Karen Mills, is perfect for beginner and advanced quilters. Join us and see how to add a little colour pizzazz to your quilts.



Tuesday, September 14th 6:00-9:30pm
\$35.00 + colour wheel

9. Mini Monthly Club

with Ruth Headley

We have run this class before, a long time ago; we make a seasonal mini that fits onto a Staples slanted sign holder. The finished piece is about 9 by 12 inches. I try to use a different technique each month. We make kits as all the pieces needed are very small. The kit each month is \$15.00. If you turn up the next month with your completed mini you get a 33% discount on the next kit. Good deal. Your skill level on the finishing of these pieces will soar. It's great to make these as gifts.



The class is only an hour and I will be demonstrating various techniques.

Saturday, September 18th / Saturday, October 9th
Saturday, November 20th / Saturday, December 11th
10:00-11:00am
\$20.00 to join the club + kit fees

Mystery Quilt Update

Hurrah! At last this club is able to resume. It will start in January 2022, oh that's the first time I have said or typed 2022.

Anyway it is the usual, a Saturday morning meeting where I will reveal the next instalment of the quilt. I will hand out the written instructions, give extra help to ensure no one gets left behind and move one step closer to the final design.

This time there is only one line of fabric, but of course you are able to choose your own fabrics. I'm so glad we are able to offer this club again

\$35.00



10. Cushions Galore

with Ruth Headley

Each month I will demonstrate a different style of cushion, closures, shapes, edges and front designs. Obviously there will be an instruction sheet each month, and I am always in the shop to give extra help.



Saturday, September 18th 1:00-2:30pm
Saturday, October 9th 1:00-2:30pm
Saturday, November 20th 1:00-2:30pm
Saturday, December 11th 1:00-2:30pm
\$25.00

11. Sew Far Behind

with Dianne Hart


What an opportunity this is, a whole day to come to grips with some of those unfinished projects. It's quiet, lots of space, no distractions and a teacher on hand to help you work out those problems...and all for a fabulous price.

Sunday, September 19th 10:00am-4:00pm
\$22.00

12. Zig Zag

with Karen Berrel

Here's a jelly roll quilt that comes at things from a different angle...or a couple of different angles (pun intended). A jelly roll, and small amounts of three other fabrics, combined with accurate quarter inch straight seams, will give you this modern looking quilt. By adding a stop border and an outer border, it can easily be turned into a double to queen sized quilt. Fun and fabulous!



Monday, September 20th 6:30pm-10:00pm
Monday, September 27th 6:00pm-9:30pm
\$65.00 + pattern

13. NO SNOW RETREAT, we hope!

with the enthusiastic and the keeners

This is always a good way to start the new quilting year. It is held in Haines Junction at the Village Centre. We have our food provided by Jonathon for lunch and dinner. He is an amazing chef who produces fabulous food. We only have to bring our breakfast. The Alcan hotel rooms are already booked, a few single rooms and most have 2 Queen beds. We start on Thursday, and stitch 'til Sunday afternoon. Come and join us we always want some newbies.



Thursday, September 23rd 9:00am to
Sunday, September 26th 3:00pm
\$210.00 + hotel

14. Breaking Up

with Terry Funk

This quilt is an Irish Chain with a contemporary twist. It is scrappy and is Charm Pack friendly. Finish size - 57"x75".

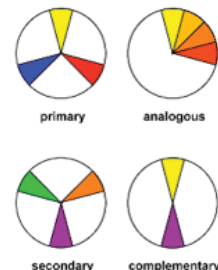
Sunday, September 26th
10:00am-5:00pm
\$65.00 + pattern



15. Colour 2 – Colour Harmony Sampler-pt 1

with Dianne Hart

Expand the colour in your quilting world by playing with different colour harmonies. In this advanced colour course designed by Karen Mills, you will choose a new colour scheme each week to explore the effects of colour and design.



Part 1 takes you on a journey of 4 colour theories.

Part 2, starting in January, expands your horizon with 5 additional colour theories that will stretch your imagination and broaden your comfort colour zone. At the end of the year you will have completed enough squares to complete a sampler quilt exploring your selected colour. Pre-requisite: a beginner colour theory course.

Class 1: Monochromatic

Tuesday, September 28th 6:00-9:30pm

Class 2: Analogous and Analogous with an Accent
Tuesday, October 19th 6:00-9:30pm

Class 3 Complimentary

Tuesday, November 16th 6:00-9:30pm

Class 4 Split Complimentary

Tuesday, December 7th 6:00-9:30pm
\$95.00 for 4 sessions

16. Bernina Club

with Ruth Headley

In this class you will be making a small project that enables you to feel more comfortable with your wonderful machine. It is especially useful for new owners who get a free year membership if you bought your machine at BPQ. The nominal \$15 kit fee is required for all others. Everyone who owns a Bernina, however long you have had it is more than welcome to attend. Every month you need to sign up once you see the project and we have the sign-up sheet ready.

Wednesday, September 29th
12:00-3:30pm or 6:00-9:30pm
\$15.00 Kit Fee (after first year)

BERNINA

YOU help to sustain our community preserves the character and vitality of the community

Local business owners are your friends & neighbours make this a better place to live

buy local It is good for the environment

STRENGTHENS OUR LOCAL ECONOMY local business owners live, work and pay taxes here Money spent local stays local Shopping locally reduces energy consumption and cost help make our town unique

Local business care about the vibrancy of downtown



we've got it!

BERNINA 770-QE
comfortable • intuitive • inspiring

- Patchwork foot 97D included
- Extra-Long Freearm
- BERNINA Dual Feed
- Total Stitch Control
- BERNINA 9 Hook

BERNINA 570-QE
all-rounder for sewing, quilting and embroidery

BERNINA 480
highly sophisticated - brilliantly simple
power, speed, perfection & ease

BERNINA 475
The Quilter's new best friend. Perfect for small spaces, yet powerful enough to handle thick quilt layers

BERNINA
made to create

*Beautiful design.
Quality you'll love.
A lifetime of inspiration.*

**BEAR'S PAW
QUILTS**

We are your Bernina source.

17. Dear Jane

with Tara Schultz

ALL LEVELS

Dear Jane is a quilt with a story. Started during a civil war and completed in 1863, it has 256 unique blocks and will challenge your stash of fabrics. It uses traditional piecing, paper piecing and turned edge applique (or raw edge if that's your thing). We'll even throw in some Y-seams. Each block is unique, with no repeats, unless you choose to put your own creativity to use. This isn't a quilt in a day project!



Thursday, September 30th 6:30-10:00pm
Thursday, October 28th 6:00-9:30pm
Thursday, November 18th 6:00-9:30pm
Thursday, December 16th 6:00-9:30pm
\$100.00 + pattern

October

18. QuiltStart

with Ruth Headley

BEGINNER

Please see description #1

Introduction to Quilting:

Friday, October 1st 6:00-9:30pm
Class

Tuesday, October 12th 6:00-9:30pm
Thursday, October 14th 6:00-9:30pm
Friday, October 15th 6:00-9:30pm
\$70.00



19. Leaves Quilt

with Judy Gibbons

CONFIDENT

A sweet little pattern from Canadian designers (yay!). This class will cover a more controlled method of achieving an improv curved pieced wallhanging. No stressing over points or any such things and many options for layout. Great for a confident beginner.

Saturday, October 2nd 9:00am-4:00pm
\$65.00 + pattern

20. Sew Far Behind

with Laurie Jacobson

Please see description #11

Sunday, October 3rd 10:00am-4:00pm
\$22.00

Quilters without Borders

This group of quilters meets at Bear's Paw Quilts every Thursday from 10am to 2pm to make quick quilts to donate to those in need. Come in and sew with us.



21. Mediterranean Voyage

with Dianne Hart


CONFIDENT

 The colour changes in the interweaving lines which add to the feeling that this quilt is in motion. Consider blues and greens for an ocean theme, or step outside the box with bright colours to make the pattern pop! Techniques include foundation paper-pieced blocks set on point, and mitered borders. 3 weeks between classes provides lots of time for block creation. The quilt top can be completed with 3 colours and has a finished size of 71 1/2" x 83".

Monday, October 4th 6:30-10:00pm

Tuesday, October 26th 6:00-9:30pm

\$65.00 + pattern



22. Modern Vibes

with Karen Berrel

ALL LEVELS

 Use a fabulous fabric, panel, square or photo for the centre of this quilt, and be on your way to having another lovely gift under your belt! Okay, I changed the name for this wall hanging; for ease of construction, I have also changed some of the cutting and piecing instructions. Learn partial seam construction, and how you can use your home printer to produce a personalized photograph on fabric. Woo hoo! Let's get started!

Wednesday, October 6th 6:30pm-10:00pm

Wednesday, October 13th 6:00pm-9:30pm


\$65.00 + pattern



23. Passages

with Ruth Headley

CONFIDENT

 I just loved making this optical illusion style quilt, my only regret was that it is too small. I wish that I had made the blocks 4 times, then it would be a bed size instead of a wall hanging. It really was not a difficult technique, it is also quite quick to complete. All it needs is accurate 1/4 inch seams.

Thursday, October 7th 6:30-10:00pm

Saturday, October 23rd 9:00 am-4:00pm

\$80.00 + pattern



We will run the **New Term Sale!** usual sale just after the sign-up, so that you have a chance to be ready for your classes.

Reductions of **70%, 50%, 30%** and the remaining fabric in the shop is **15% off**.

Sale dates & times:

Sunday, September 12th

10:00am to 4:00pm


Monday, September 13th

10:00am to 4:00pm

24. Fun & Funky

with Ruth Headley

ALL LEVELS

 We nicknamed BJ designs patterns fun and funky as they use such wild and wonderful fabrics on their appliqué. We have a lot of patterns already, but we can always order a special one for you. The background and the appliqué use scraps so that reduces your stash a little bit. You need to have blanket stitch or zig zag on your machine.

Friday, October 8th 6:30-10:00pm

Saturday, October 16th 9:00am-4:00pm


\$80.00 + pattern



25. Mini Stained Glass

with Lise Merchant

ALL LEVELS

 This is a technique developed by Lise and so she will be teaching it. This class is open to all levels from beginners and up. Lise will take you through from start to finish using one of her mini patterns then you will be ready for the big league. If you are experienced in this technique then a bigger project should be fine.

Sunday, October 17th 10:00am-5:00pm


\$65.00 + pattern



26. Echoes

with Karen Berrel

ALL LEVELS

 Using a cut-a-round ruler and a technique developed by quilt designer Karla Alexander we will make this table runner in the simplest method possible. In producing this lovely table runner, you will learn (1) how to cut and sew circles with minimal fabric waste, and (2) how to make a bias binding. With Christmas right around the corner, this table runner and these techniques are sure to be welcome additions to your skills "basket" of tricks!

Monday, October 18th 6:30pm-10:00pm

Monday, October 25th 6:00pm-9:30pm

\$65.00 + pattern


We Have Gone Green

Bring your own cloth bags with you
- or even better, make one to use. We have patterns too!



27. Machine Embroidery "Just the Basics"

BEGINNER

with Gwen Laxton and Dianne Hart
 Do you have a machine with an embroidery function, and have not done much with it?...then this class is for you. We will talk about threads, stabilizers, patterns, mediums and so much more. During class, you will learn how to make a freestanding lace ornament. You are welcome to bring your machine or use one of ours. Free standing lace is much easier to make than it appears. Join us for a night of fun and laughter.
 Wednesday, October 20th 6:00-9:30pm
 \$35.00



28. Reversible Quilt


ALL LEVELS

with Ruth Headley
 Making this quilt uses the Melissa Marginet technique of joining ready quilted blocks. This means you can complete a large size quilt yourself. A reversible quilt should be different on each side, by colour, or theme. So you can do a green and black together, or spring and fall, or Christmas and Northern. The blocks are made by the stitch and flip method and can use fat quarters or scraps.
 Thursday, October 21st 6:30-10:00pm
 Saturday, October 30th 9:00am-4:00pm
 \$80.00 + pattern



29. Six Rings Table Runner

CONFIDENT

with Laurie Jacobsen
 This interesting interlocking pattern stitches up beautifully using half-square and quarter-square triangles. Go bright or sophisticated, vintage or modern. Small prints are best. "Scrappy" or single fabrics for the background and/or the border are options.
 Friday, October 22nd 6:30-10:00pm
 Friday, October 29th 6:00-9:30pm
 \$65.00 + pattern

Pine Tree Quilters

- Reasonable membership fees
- Mystery Quilts
- Monthly Retreats
- Mini Workshops

We invite new and 'seasoned' quilters, alike to inquire about joining our fun quilting group.

Call Darlene Easton @ 335-0186 for more information.

Class Level Guide

In an attempt to guide you to the degree of difficulty in each class we have designated the following words:

BEGINNER



Those straight from QuiltStart would manage these classes and every other level are welcome, of course.

CONFIDENT



If you were an experienced sewer before QuiltStart this would be do-able, or if you have made a few quilts and you feel confident.

CHALLENGING




These require considerable experience in quilting, and will take time and patience. But you have to sew your first challenging quilt sometime.

This is only a guide to let you know what to expect from a class.

30. Pineapple

CONFIDENT

with Terry Funk
 This is a Quilt In a Day pattern. Make it scrappy or very simple with just two or three colours. Sample is a Lap, 44"x56".
 Sunday, October 24th 10:00am-5:00pm
 \$65.00 + pattern



31. Bernina Club

BERNINA OWNERS

with Ruth Headley
 Please see description #16
 Wednesday, October 27th
 12:00-3:30pm or 6:00-9:30pm
 \$15.00 Kit Fee (after first year)

BERNINA

Customer Appreciation Day December 18, 2021

15% off Storewide
 (some restrictions apply)

- threads • books •
- notions • patterns •
- Bernina accessories •
- all fabric •

See the entries in our
Christmas Challenge

we may even have refreshments



BEAR'S PAW
QUILTS



32. Sew Far Behind

with Karen Berrel

Please see description #11

Sunday, October 31st 10:00am-4:00pm

\$22.00


November

33. Sand Dunes

with Laurie Jacobsen

• ALL LEVELS •

 This pattern uses colour gradations and a simple block to create a beautiful, easy to piece quilt that looks harder than it is! Stonehenge (as in the sample) or the more vibrant colours of Chalk and Charcoal fabrics suit this pattern, but a carefully selected gradation of batiks would be beautiful as well. Simple cutting and stitching...the magic is in your fabric choices. You will love the result!



Monday, November 1st 6:30-10:00pm


Monday, November 8th 6:00-9:30pm


\$65.00 + pattern

34. Town Square

with Ruth Headley

• ALL LEVELS •

 This is a quilt that will be perfect to show off either a single feature fabric, or like I did, a line of feature fabrics. Technically it is an easy to make quilt and fairly fast to stitch. It can be adapted to any size, from wall hanging to a bed quilt.



I think that like others before, this pattern will be used a lot for feature fabric quick quilts. If you don't actually sign up for the class you will want to buy the pattern.

Tuesday, November 2nd 6:30-10:00pm

Friday, November 5th 6:00-9:30pm

\$65.00 + pattern



Have you noticed how many teachers mention colour choice in their write-ups for classes?

Colour 2 - Colour Harmony Sampler


is a fabulous class AND it concludes with a quilt. Not just random blocks but an actual bed quilt! See how colour choices affect the look of just one block pattern. Sign up for Colour 2 and learn to be braver in your colour choices.

Sign-up for class #15 and colour your world!

35. Our Hearts Will Go On

with Dianne Hart

BEGINNER

 Who knew the traditional pattern "Storm at Sea" can have such a versatile outcome, depending on where the colours are placed. This beautiful layout highlights a single heart in the lap quilt (51 1/2" x 66 1/2") and a double heart on the queen size quilt (88 1/2" x 103 1/2"). Choose colours close in value to create a subtle look, or with great contrast to make the hearts stand out. Techniques will include piecing, matching points, design layout, and tips to keep it all organized. Once you learn the basics, the design opportunities are endless!!



Wednesday, November 3rd 6:30-10:00pm


Wednesday, November 17th 6:00-9:30pm

\$65.00 + pattern

36. Christmas Stocking (Arctic Holiday)

with Tara Schultz

BEGINNER

 Is it time for a new Christmas stocking? We'll use traditional piecing for the stocking and throw in some fusible raw-edge applique to create a northern themed one. The background is ideal for using up coordinating leftover strips of fabric, with a splash of contrasting fabric for the intricate animal applique on the front. Choose from a number of animal appliques.



Thursday, November 4th 6:30-10:00pm


Friday, November 12th 6:00-9:30pm

\$65.00 + pattern

37. 3-D Leaves

with Karen Berrel

• ALL LEVELS •

 Have some fun while you learn techniques to help you make a touch-able landscape art quilt that pops! You will use a variety of materials/threads, paints/colouring techniques, and a form of trapunto to achieve these 3-D effects. You will produce a smaller wall hanging of just leaves. The larger sample is an example of how you can put these techniques into practice on your own future pieces.



Saturday, November 6th 9:00am-4:00pm

\$65.00 + pattern

Hold onto your bobbins!


BEAR'S PAW
QUILTS



38. Magic Tiles

with Terry Funk

CONFIDENT

 Magic Tiles is an old favourite that never gets old! You will make this stained glass style quilt with 12 fat quarters and a narrow "grout" fabric. It is so fun to see the blocks take shape with some easy steps. The sample is about 45"x60" but you can easily make it bigger if you like.


Sunday, November 7th 10:00am-5:00pm
\$65.00 + pattern



39. Free Motion Quilting

with Ruth Headley

ALL LEVELS

 Another technique class. If you have already completed the walking foot class, maybe you are ready to try free motion quilting. We will start at the beginning and work our way through some exercises to improve your skill. There is no doubt that the only way to get good at free motion quilting is to do it, to practice and dare to do it again and again. So join me and start on the trip to competent free motion. Suitable for the brave and daring.

Tuesday, November 9th 6:30-10:00pm
Wednesday, November 10th 6:00-9:30pm
\$65.00



40. Inn on the Lake Retreat

with just a few

ALL LEVELS

This is our annual trip to Marsh Lake and it is a fabulous luxury retreat. Stay in the Fish Room, and have your gourmet food served while looking out at the gorgeous view over the lake. Then we move downstairs and sew, go for a snow walk, have a hot tub, (we hope) And all this is so close to town, it's wonderful. Join us.


Thursday, November 11th 9:00am to
Sunday, November 14th 3:00pm
\$380.00



41. Swag Bag

with Judy Gibbons

CONFIDENT

 A lovely bag, living large! This one is excellent as an everyday tote or will even take you on an overnighter. It is a great one for mixing and matching some of those co-ordinating fat quarters you have been stashing. Full zip closure with inside and outside pockets.

Great for a confident beginner.

Saturday, November 13th 9:00am-4:00pm
\$65.00 + pattern



42. Sew Far Behind

with Ruth Headley

Please see description #11

Sunday, November 14th 10:00am-4:00pm
\$22.00

43. QuiltStart

with Ruth Headley

BEGINNER

 Please see description #1


Introduction to Quilting:
Monday, November 15th 6:00-9:30pm
Class

Monday, November 22nd 6:00-9:30pm
Tuesday, November 23rd 6:00-9:30pm
Thursday, November 25th 6:00-9:30pm
\$70.00

44. (Bee My) Honeycomb

with Laurie Jacobsen

CONFIDENT

 When I found this hexagon quilt it inspired me to use a Moda 'Bee Grateful' layer cake I had been hanging on to for a special occasion, thus the name Honeycomb :) Ten inch WOFs can also be used... we will employ some creative cutting to suss out those hexagons and playful piecing to plant an occasional summer flower. Lots of fun!


Friday, November 19th 6:30-10:00pm
Friday, November 26th 6:00-9:30pm
\$65.00 + pattern



45. "In the Hoop" Machine Embroidery

with Gwen Laxton and Dianne Hart

CONFIDENT

 Many items can be made "in the hoop", ornaments, key fobs, pouches and much more. In the hoop pouches can be made in a variety of sizes depending on the hoops your machine has. For this class we have chosen this cute little "Birds in Bloom" pouch from EmbroideryLibrary.

com. This includes adding the embroidery designs to a simple fabric, using tear away stabilizer, sewing in a zipper and finishing the edges, all in a 5" x 7" hoop. Sound like a mystery? Come learn the secrets ☺.

Sunday, November 21st 10:00am-4:00pm
\$65.00 + pattern



46. Bernina Club

with Ruth Headley

Please see description #16

Wednesday, November 24th
12:00-3:30pm or 6:00-9:30pm
\$15.00 Kit Fee (after first year)


BERNINA

BERNINA OWNERS

47. EZ Breezy

with Ruth Headley

• ALL LEVELS •

 This is a quilt as you go technique, so no piecing, just sticking straight onto the batting.

It really is an easy make, the cutting is a bit scary to start, but I'm there to hold your hand. No raw edges so this table runner is washable, and you are going to love the walking foot quilting. Oh do sign up.


Saturday, November 27th 9:00am-4:00pm
\$65.00 + pattern



48. Traveler's Notebook

with Judy Gibbons

• CONFIDENT •

 Consider oneself fairly warned that Traveler's Notebooks are an obsession all their own! And when this obsession crosses path with an art quilting obsession you get this class! Students will use various surface design techniques to construct their own A5 sized notebook cover which can then be used for personal journaling, various 'art-ing', etc.

Sunday, November 28th 10:00am-5:00pm
\$65.00 + pattern




December


49. Machine Binding

with Laurie Jacobsen

• ALL LEVELS •

 Learn how to attach a binding to a quilt entirely by machine. No hand stitching! Come away from this class with a set of step-by-step samples that will guide you through your next project and hands-on practice that will have you well on your way to the perfect machine binding. Just in time to finish your Christmas gifts!


Monday, November 29th 6:30-10:00pm
\$35.00 + hand out




50. Buttoned Up

with Ruth Headley

BEGINNER

 Table runner, bed runner or place mats. Guess which I made. I do so love bed runners, they look so good on top of a white duvet in the summer. I have a real collection now. I used Stonehenge, but lots of possibilities are available. Stick to a colour way, or a line like Chalk and Charcoal, or of course Grunge. This is a fun project, easy for the beginner.

Saturday, December 4th
9:00am-4:00pm
\$65.00 + pattern



51. Sew Far Behind

with Judy Gibbons

Please see description #11

Sunday, December 5th 10:00am-4:00pm
\$22.00

52. Sew Far Behind

with Ruth Headley

Please see description #11

Sunday, December 12th 10:00am-4:00pm
\$22.00

53. Bernina Club

with Ruth Headley

Please see description #16

Wednesday, December 15th
12:00-3:30pm or 6:00-9:30pm
\$15.00 Kit Fee (after first year)

BERNINA

BERNINA OWNERS

RULER KIT FOR SIT-DOWN MODELS

- Includes:
- Nested Mini Ovals
- Squiggle
- Nested Mini Circles
- Mini 4-in-1
- Mini Straight Line Tool

Get foot #72 for best results

We also have Couching Inserts

available at **BEAR'S PAW QUILTS**

BERNINA
made to create



BPQ - meet our teachers



Dianne



Gwen



Judy



Karen



Laurie



Lise



Tara



Terry



Ruth

All About BPQ Retreats

It has evolved over the years that we do early sign-up for our Quilt Retreats. Rather than waiting for class sign-up days in January and September, we begin the sign-up for these coveted getaways earlier. Don't despair, on Facebook, we let you know when sign-up will begin.
Keep your eyes open for registration.

Location	Sign-up begins	Retreat Date
BPQ Birthday	January	late-February
Haines Junction	mid-October	April
Longest Day	April	late-June
Haines Junction	mid-June	late-September
Inn on the Lake	June	mid-November

Bear's Paw Quilts - Workshop Policies

Classes are open on a first come basis. When a class fills up quickly, we often put people on a wait list and schedule another class.

We request that you leave babies and children at home when you come to a class. Teens are welcome in all our classes.

You are not officially registered until you have paid. GST will be added to class cost. You may pay for a class with Visa, MC, debit card, cash or use your class points.

Cancellation: In the event you cannot attend a class that you have paid for, we will issue credit or transfer you to another class if we receive 7 days notice. If we receive less than 7 days notice, we will give you class handouts, but no refund can be given.

Class Minimum: A class must have 3 students.

Sewing Machines: Please bring your own machine in good working order. An instruction manual for the machine is essential. Don't forget to bring extra machine needles. BPQ does have Bernina sewing machines for rent - see our Sewing Machine Rental Policy.

Supply Lists: are available for each class at the time of registration. Read it carefully and bring everything on the list.

Place: All classes are in the BPQ classroom. Ironing boards and irons are provided. 2 large cutting mats are provided. Please bring anything else you may need, and label all your personal equipment.



Please wear a mask while in the shop & during classes



As soon as you enter the shop please head to the bathroom and wash your hands



...and if you are not feeling well please be kind to yourself (and others 😊) and stay home.

Class credits

We offer you the opportunity to earn ½ price and even **free classes**. Each class you attend will give you points towards this goal. This is in addition to the free meters of fabric you can earn by using your BPQ fabric card.

◆◆◆ 3 points = ½ price class

◆◆◆◆◆ 6 points = 1 free class

The points do not carry forward from one teaching session to the next, but your free class can be used or saved.

What the symbols mean

🧵 = beginner/confident level class

◆ = 1 point

🧵🧵 = challenging level class

◆ = ½ point

Bear's Paw Quilts - Sewing Machine Rental Policy

- ◆ In the interest of encouraging beginners to quilt, Bear's Paw Quilts has purchased entry-level Bernina's that are available for rent.
- ◆ Cost of machine rental is \$35 per day or \$15 for half a day **or less**.
- ◆ The rental machine must be booked and paid for at the time of class registration. In the event you wish to cancel either the machine rental or the class, you will recover full credit for your payment only if we receive the cancellation **7 days before the class date**.
- ◆ At the time you book the sewing machine, you must make an appointment for a brief instruction on the use of the machine.
- ◆ The machine is kept on the shop premises at all times. You may not take it home.
- ◆ You must provide your **own thread, machine needles**, personal sewing equipment and supplies. Any bobbins that you use must be left with the machine at the end of the rental period.

September

28th August (Saturday) SIGN-UP DAY

- 1st, 15th, 16th & 17th
(Wednesday/Wednesday/Thursday/Friday) QuiltStart **1**
- 1st, 20th, 21st
(Wednesday/Monday/Tuesday) Daytime QuiltStart **2**
- 2nd (Thursday) Build a Better Relationship **3**
- 3rd (Friday) Foot Camp **4**
- 4th (Saturday) Spool-Eze Pinless Piecing **5**
- 5th - 9th (Sunday to Thursday) Machine Servicing **6**
- 7th (Tuesday) Singer Featherweight **7**
- 12th & 13th (Sunday/Monday) New Term Sale
- 14th (Tuesday) Colour 1 **8**
- 18th, October 9th, November 20th & December 11th
(Saturdays) Mini Monthly **9**
- 18th, October 9th, November 20th & December 11th
(Saturdays) Cushions Galore **10**
- 19th (Sunday) Sew Far Behind **11**
- 20th & 27th (Monday/Monday) Zig Zag **12**
- 23rd - 26th (Thursday to Sunday) No Snow Yet Retreat **13**
- 26th (Sunday) Breaking Up **14**
- 28th, October 19th, November 16th, December 7th
(Tuesdays) Colour 2 **15**
- 29th (Wednesday) Bernina Club **16**
- 30th, October 28th, November 18th, December 16th
(Thursdays) Dear Jane **17**

October

- 1st, 12th, 14th & 15th
(Friday/Tuesday/Thursday/Friday) QuiltStart **18**
- 2nd (Saturday) Leaves **19**
- 3rd (Sunday) Sew Far Behind **20**
- 4th & 26th (Monday/Tuesday) Mediterranean Voyage **21**
- 6th & 13th (Wednesday/Wednesday) Modern Vibes **22**
- 7th & 23rd (Thursday/Saturday) Passages **23**
- 8th & 16th (Friday/Saturday) Fun and Funky **24**
- 17th (Sunday) Mini Stained Glass **25**
- 18th & 25th (Monday/Monday) Echoes **26**
- 20th (Wednesday) Machine Embroidery 101 **27**
- 21st & 30th (Thursday/Saturday) Reversible Quilt **28**
- 22nd & 29th (Friday/Friday) Six Rings **29**
- 24th (Sunday) Pineapple **30**
- 27th (Wednesday) Bernina Club **31**
- 31st (Sunday) Sew Far Behind **32**

November

- 1st & 8th (Monday/Monday) Sand Dunes **33**
- 2nd & 5th (Tuesday/Friday) Town Square **34**
- 3rd & 17th (Wednesday/Wednesday) Hearts **35**
- 4th & 12th (Thursday/Friday) Christmas Stocking **36**
- 6th (Saturday) 3-D Leaves **37**
- 7th (Sunday) Magic Tiles **38**
- 9th & 10th (Tuesday/Wednesday) Free Motion Quilting **39**
- 11th - 14th (Thursday - Sunday) Inn on the Lake Retreat **40**

Very Important Days

- 13th (Saturday) Swag Bag **41**
- 14th (Sunday) Sew Far Behind **42**
- 15th, 22nd, 23rd & 25th
(Monday/Monday/Tuesday/Thursday) QuiltStart **43**
- 19th & 26th (Friday/Friday) (Bee My) Honeycomb **44**
- 21st (Sunday) In the Hoop **45**
- 24th (Wednesday) Bernina Club **46**
- 27th (Saturday) EZ Breezy **47**
- 28th (Sunday) Notebook **48**
- 29th (Monday) Machine Binding **49**

December

- 4th (Saturday) Buttoned Up **50**
- 5th (Sunday) Sew Far Behind **51**
- 12th (Sunday) Sew Far Behind **52**
- 15th (Wednesday) Bernina Club **53**
- 18th (Saturday) Customer Appreciation
- 24th (Friday) Last Shopping Day
- We close December 24th 3:00pm-ish
re-open January 4th 10:00am

Money can't buy you happiness, but it can buy fabric.

SATURDAY SAVERS AUGUST

Aug. 28th	Books & Patterns	15%
-----------	------------------	-----

SEPTEMBER

Sept. 4th	Fat Quarters	4 for the price of 3
Sept. 11th	Batiks	15%
Sept. 18th	Notions	15%
Sept. 25th	Grunge	15%

OCTOBER

Oct. 2nd	Flannels	15%
Oct. 9th	Threads	15%
Oct. 16th	Batting	10%
Oct. 23rd	Bernina Accessories	15%
Oct. 30th	Pre-cut Fabrics JR, LC, CS, FS	10%

NOVEMBER

Nov. 6th	Remnants	add 15%
Nov. 13th	Fat Quarters	4 for the price of 3
Nov. 20th	Batiks	15%
Nov. 27th	Blenders	15%

DECEMBER

Dec. 4th	Notions	15%
Dec. 11th	Panels	15%
Dec. 18th	Customer Appreciation	15% storewide(SRA)
Dec. 24th	Storewide	15%(SRA)