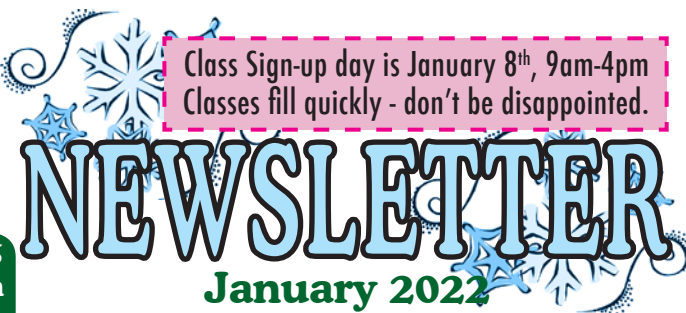



# BEAR'S PAW QUILTS



100 - 2093 2nd Avenue, Whitehorse, Yukon, Canada Y1A 1B5  
Phone: (867) 393-BEAR (2327) [www.bearspawquilts.com](http://www.bearspawquilts.com)  
twitter @ BearsPawQuilts1 f Bears-Paw-Quilts

**Well done quilters!** The shop had a poor summer, but that was followed by a great fall. The sign-up day went well, all COVID safe, of course and we even had food served, just like the olden days. The numbers were good and they got better in the weeks that followed.

I had a bit of a medical glitch in the late summer, ended up in hospital, having been rescued from my bed by the ambulance service. That was exciting! After a medical procedure I was released to return to work. I now have to wear a knee brace for part of every day, but I'm getting around much better. We managed to sort out the COVID restrictions and had a good Haines Junction Retreat. The numbers were a bit lower than usual, and hopefully they will rebound next year. We did have the good fortune to find a new caterer, and she is from the Junction, so we are supporting local talent! The food was much to our liking and had a Filipino twist. We will be using Grace in the foreseeable future. Talking about good food we have just returned from the 4-day Inn on the Lake Retreat. What luxury, the whole event is such fun, and we were very productive too. I unfortunately had my booster jab the day before and felt pretty ropey, but who wouldn't want to lay in a California King bed and have refreshments delivered. I was up and running the next day. I have already secured the dates for next November.

The staff will be changing a bit in the new year. I am very sad to say that **Sheila** has decided to leave the territory. She has been with me

for a lot of years, Sheila actually started in 2006. She will be sorely missed. She has been so dependable, always there when I need that extra help and she does a great job. I am secretly hoping she will change her mind, but wish her all the best in her new adventure.

**Shannon Van Bibber** has joined us in the shop on some Saturdays. She is fitting in very well and has a lot to offer, welcome to the team Shannon.

We also have another new helper in the shop, **Chris Mahar**. She will be working on Mondays - come in and meet her. Many of you will already know her as she is a long time Yukoner.

At long last **Judy** has been able to hold the classes she was scheduled to teach a couple of terms ago, and so far they have gone down really well. Now she is able to plan new classes.

The rest of the great teaching staff have some really good classes planned. I am a lucky woman to have wonderful staff, teaching and shop staff, equally valuable to me. Thank you, Thank you. That just leaves me time to thank you, the customers...you come, you go, you return, but there is a constant flow of interested women, and I love helping and teaching you and having you as my friends.

~Ruth and the staff of BPQ

Please wear a mask while in the shop & during classes



As soon as you enter the shop please head to the bathroom and wash your hands



...and if you are not feeling well please be kind to yourself (& others ☺) and stay home.

## COVID

We will still maintain hand washing, sanitizing the well used spaces and mask-wearing.



We are also checking proof of vaccination. As rules change we will change, but I am very reluctant to be less vigilant. Please bear with us as we have some very vulnerable customers who I wish to protect.

# January

## 1. QuiltStart

with Ruth Headley

BEGINNER

  This class is designed for those who have no experience in quilting, or for those who want to get back to basic skills. The class has two components: Introduction to Quilting where you learn about the basic equipment and materials needed as well as learning about your machine, and QuiltStart where you will make a table runner in the Rail Fence design. This class provides the rudiments of quilting and prepares you to work on any number of projects afterward. This class is comprised of 14 hours of class time and up to 4 hours of extra sewing to complete the project.

Introduction to Quilting:

Wednesday, January 5th 6:00-9:30pm

Class:

Thursday, January 13th 6:00-9:30pm

Friday, January 14th 6:00-9:30pm

Saturday, January 15th 10:00am-finish

\$70.00

## 2. Daytime QuiltStart

with Ruth Headley

BEGINNER

  Please see description #1

Introduction to Quilting:

Wednesday, January 5th 6:00-9:30pm

Class:

Monday, January 17th 9:30am-4:30pm

Tuesday, January 18th 9:30am-4:30pm

\$70.00

**Sale, Sale, Sale!**

Sign-up is on January 8th, a Saturday, of course. Two QuiltStart sessions are offered starting on January 5th with the rest of the class schedule starting on January 11th.

**Do not miss our New Term Sale.**

The 50% fabric will reduce to **70%**

The 30% fabric will drop down to **50%**  
and there will be a table of new **30% off**

All the rest of the fabric will be priced at **15%**

**The sale will start on:**

**Sunday, January 9th**

**10:00am to 4:00pm**

**Monday, January 10th**

**10:00am to 5:00pm**


*This is a great opportunity to buy for your classes.*



## 3. Colour 1

with Dianne Hart

ALL LEVELS

 Join us for an evening of fun as we play with fat quarters to explore colour families, intensity, tone and texture. This introductory colour theory course is perfect for beginner and advanced quilters. Join us and see how to add a little colour pizzazz to your quilts.

Tuesday, January 11th 6:00-9:30pm



\$30.00 + colour wheel



## 4. Bargello Hearts

with Terry Funk

CONFIDENT

  This quilt is an old favourite that is quite addictive! I had to make just one more. Simple strips of fabric cut, sewn together, subcut and sewn again will make the beautiful heart in the center of your quilt.

Sunday, January 16th

10:00am-5:00pm

Sunday February 6th

10:00am-5:00pm



\$110.00 + book



## 5. Colour 2 – Colour Harmony Sampler

with Dianne Hart

BEGINNER • CONFIDENT • CHALLENGING

  For those who have completed Colour 2 Part 1, join again in January for the last 5 sessions. Each month a different colour harmony will be explored through classroom discussion, fat quarter play and shared learning. Sew your block at home and share your success with the class next month. At the end of the sessions, you will have completed enough blocks to complete a quilt in your selected colours.

Pre-requisite: a beginner colour theory course and completion of Colour 2 – Part 1

Class 5: Triple Complementary

Tuesday, January 18th 6:00-9:30pm

Class 6: Spaced

Tuesday, February 15th 6:00-9:30pm

Class 7 Triad

Tuesday, March 8th 6:00-9:30pm

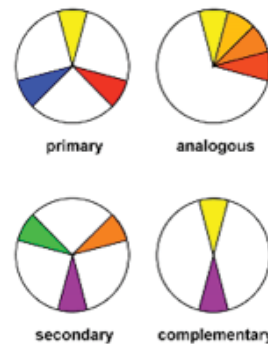
Class 8 Tetrad

Tuesday, April 5th 6:00-9:30pm

Class 9 Main Colour plus many

Tuesday, May 3rd 6:00-9:30pm

\$95.00 for 5 sessions



## 6. One Block Wonder

with Ruth Headley

OK, ok, while you keep signing up for this class I shall still teach it. I so love this technique. You take one very complex fabric and cut it to make hexagons. You pad it out with tumbling blocks and gorgeous background fabric and end up with a spectacular large bed quilt. Every one is quite unique. Although it's a lot of stitching it's also exciting stitching - every spinning hexi is your favourite 'til you stitch the next one. You need to make at least one in a quilting lifetime.

Wednesday, January 19th 6:30-10:00pm

Thursday, January 27th 6:00-9:30pm

Thursday, February 10th 6:00-9:30pm

Thursday, March 10th 6:00-9:30pm

\$100.00 + book



## 7. Dear Jane

with Tara Schultz

Dear Jane is a quilt with a story. Started during a civil war and completed in 1863, it has 256 unique blocks and will challenge your stash of fabrics. It uses traditional piecing, paper piecing and turned edge applique (or raw edge if that's your thing). We'll even throw in some Y-seams. Each block is unique, with no repeats, unless you choose to put your own creativity to use. This isn't a quilt in a day project.

Thursday, January 20th 6:30-10:00pm

Tuesday, February 22nd 6:00-9:30pm

Tuesday, March 22nd 6:00-9:30pm

Tuesday, April 12th 6:00-9:30pm

\$100.00 + pattern



## 8. Celtic Radiance

with Karen Berrel

This pattern is basically straightforward, with some challenging parts thrown in for good measure... but what's life if you don't challenge yourself, right?? Colour choices are a bit like choosing for a bargello - a value gradation from light to dark. (I chose to use two different colour ways in the sample.) Add two extra triangular Celtic design areas on the bottom, and you have yourself a large lap quilt. Techniques? For the most part, it uses straight seams and a bit of applique. The technique for creating the Celtic design is easier than it looks; a couple of helpful tools, an accurate quarter inch, and you'll be on your way to creating this beautiful quilt!

Friday, January 21st 6:30-10:00pm

Friday, January 28th 6:00-9:30pm

Friday, February 4th 6:00-9:30pm

\$80.00 + pattern



## 9. Mini Monthly Club

with Ruth Headley

This is a continuation of last terms club. We meet on a Saturday morning and I demo a new piece that is as seasonally matched as I can make it. The piece fits onto a slanted sign holder, sold at Staples. This means you can have a new piece for your table or desk every month. I try to introduce new skills and techniques that you can try on a small scale. There is no sewing done in the class, but help is available if you are stuck. You may join now, maybe I will continue and you can sew the fall one next year.

Saturday January 22nd 10:00-11:00am

Saturday, February 12th 10:00-11:00am

Saturday, March 19th 10:00-11:00am

Saturday April 9th 10:00-11:00am

\$25.00 to join the club + \$15.00 kit fees

If you show you have completed the previous piece you get 30% off the next one.



## 10. Mystery Quilt

with Ruth Headley

At last we are on track again. This club meets once a month and you are given an instruction sheet for the next stage of the quilt you are making but have not seen.

Some of us use the fabric that the designer suggests, others choose their own from a description given.

As the leader I work one month ahead and so at the class I show you what the pitfalls are and ensure that no one falls down those pits. Sometimes it's exciting to move in the dark! We can see what the results are from the previous month, and admire the skill of the designer. At the end of 8 months viola we have a very intricate quilt.

Saturdays, 1:00-2:00pm

January 22nd

February 12th

March 19th

April 9th

May 21st - other dates to follow

*note change of time*

\$35.00



CONFIDENT • CHALLENGING

ALL LEVELS

CONFIDENT • CHALLENGING

CHALLENGING

## 12. QuiltStart

with Ruth Headley

BEGINNER

  Please see description #1

Introduction to Quilting:

Tuesday, January 25th 6:00-9:30pm

Class

Tuesday, February 1st 6:00-9:30pm

Wednesday, February 2nd 6:00-9:30pm

Thursday, February 3rd 6:00-9:30pm

\$70.00

## 13. Bernina Club

with Ruth Headley

BERNINA OWNERS

In this class you will be making a small project that enables you to feel more comfortable with your wonderful machine. It is especially useful for new owners who get a free year membership if you bought your machine at BPQ. The nominal \$15 kit fee is required for all others. Everyone who owns a Bernina, however long you have had it is more than welcome to attend. Every month you need to sign up once you see the project and we have the sign-up sheet ready.

Wednesday, January 26th

12:00-3:30pm or 6:00-9:30pm



\$15.00 Kit Fee (after first year)

# BERNINA

## 14. Carpenter's Wheel

with Ruth Headley

BEGINNER

  This quilt is ideal for beginners.

It is quite simple as it is a combination of 2 triangle squares and squares. The result is a very dramatic bed quilt. The blenders that we have at the moments would be great for this.

With a bit of math, you could change the size, good for baby, lap or that quilt that you have to make fast.

Saturday, January 29th 9:00am-4:00pm

\$65.00 + pattern



## Class credits

We offer you the opportunity to earn ½ price and even **free classes**. Each class you attend will give you points towards this goal.

This is in addition to the free meters of fabric you can earn by using your BPQ fabric card.

   3 points = ½ price class

     6 points = 1 free class

The points do not carry forward from one teaching session to the next, but your free class can be used or saved.

### What the symbols mean

 = beginner/confident level class       = 1 point

  = challenging level class       = ½ point

## 15. Sew Far Behind

with Laurie Jacobson

Please see description #11



Sunday, January 30th 10:00am-4:30pm

\$22.00

## 16. Machine Embroidery 101

with Gwen Laxton and Dianne Hart

BEGINNER

  Firstly, you do not need an embroidery machine to learn the basics of Embroidery. If you have one and haven't done much with it, then join us to learn the basics. We will be covering various topics such as Stabilizers, Threads, Needles and more. If you have a machine please bring it along as we will do a Free Standing Lace project (most machines have one built into their system). Join us for a night of fun, laughter and information.

Monday, January 31st 6:30-10:00pm

\$35.00



## February

## 17. Sew Together Bag

with Judy Gibbons

ALL LEVELS

  Back by popular demand!

This little bag is a versatility winner. Use it to carry your sewing notions, as a pencil case or a make-up bag. Don't be put off by all the zippers (four!) as this bag goes together beautifully.

This is a suitable project for a confident beginner.

Saturday, February 5th

9:00am-4:00pm



\$65.00 + pattern



## 18. Field of Diamonds

with Dianne Hart

ALL LEVELS

  Brenda Henning specializes in "Strip Therapy" 😊. She has written several books on designs using 2 ½" strip. This particular pattern is great for using a Bali Pop set, a Jelly Roll, or go scrappy from your stash. The key to this pattern is having a contrast or value difference for the inner diamonds.

The altered sashing brings the variety of colours together highlighting the diamond designs. This is great for any level of quilter. Surprisingly there are only seams at the diamond centres and ends to match up. The templates make it easy to cut the right shapes. If you are feeling a little frisky, join us for some stripping 😊

Monday, February 7th 6:30-10:00pm

Monday, February 21st 6:00-9:30pm

\$65.00 + pattern



we've got it!

**BERNINA 770-QE**  
comfortable • intuitive • inspiring

- Patchwork foot 97D included
- Extra-Long Freearm
- BERNINA Dual Feed
- Total Stitch Control
- BERNINA 9 Hook

**BERNINA**  
*made to create*

**BERNINA 570-QE**  
all-rounder for sewing,  
quilt and embroidery

**BERNINA 480**  
highly sophisticated - brilliantly simple  
power, speed, perfection & ease

**BERNINA 475**  
The Quilter's new best friend. Perfect for small spaces,  
yet powerful enough to handle thick quilt layers

*Beautiful design.  
Quality you'll love.  
A lifetime of inspiration.*


**BEAR'S PAW  
QUILTS**

**We are your Bernina source.**

## 19. Repurposing

with Tara Schultz

CONFIDENT

 This quilt piece is one of eight blocks in the Nesting collection, by McKenna Ryan. We will use raw edge fusible applique to create a small wall hanging that reminds us that spring is always just around the corner. The finished size, without borders, is 8" x 8".



It can be easily mounted on canvas or left as a small wall hanging.

Tuesday, February 8th 6:30-10:00pm

Tuesday, March 1st 6:00-9:30pm

\$65.00 + pattern



Have you noticed how many teachers mention colour choice in their write-ups for classes?

### Colour 2 - Colour Harmony Sampler

is a fabulous class AND it concludes with a quilt. Not just random blocks but an actual bed quilt! See how colour choices affect the look of just one block pattern. Sign up for Colour 2 and learn to be braver in your colour choices.


**Sign-up for class #5 and colour your world!**



## 20. Faux Torn Paper Landscape

with Karen Berrel

ALL LEVELS

 Reading about a technique developed by quilt artist, Eileen Siercy, inspired me to make a quilt using her technique. Any of you who are familiar with mixed media techniques will know all about tearing up bits of paper to make an art piece. Well, we won't be tearing anything, and we'll be using fabric instead of paper, but we will be making an art piece. This class covers the types of inspirational photographs that are suitable for this technique, how to choose fabrics, how to prepare those fabrics for our art quilt, and how to put the piece together. Start searching your photographs for inspiration, and let's take this cool, new journey.

Wednesday, February 9th 6:30-10:00pm

Wednesday, February 16th 6:00-9:30pm

Wednesday, March 2nd 6:00-9:30pm

\$80.00



**Bears-Paw-Quilts**



## 21. Daisy Chain

with Karen Berrel

ALL LEVELS

Another lovely and quick quilt from the designing mind of fellow Canadian, Melissa Marginet. It looks equally wonderful in neutrals as it does in bright colours. I used one background throughout, with simple borders of different colours, for the sample; but I think I will try two backgrounds as shown in the pattern the second time around. Choose your fabrics, and with an accurate quarter inch, you too can create this modern looking quilt!

Sunday, February 13th 10:00am-5:00pm  
\$65.00 + pattern



## 22. Harlequin

with Laurie Jacobsen

CONFIDENT

This lively quilt uses half-rectangle triangles to create dramatic, colourful diamonds, which are set in solid colours that fade off towards the edges of the quilt. Use a Layer Cake for a nice selection of prints. The cutting will require your full attention and organizing the blocks will keep you on your toes! It will be worth it. You will love the bold and beautiful finished result. A Harlequin 'romance'!

Monday, February 14th 6:30-10:00pm  
Sunday, February 20th 9:00am-4:00pm  
\$80.00 + pattern



## 23. Dear Jane Regrouped

with Tara Schultz

This class is for last term's group, to inspire us and get us back on track... if we have lost our way. It will be a great opportunity to get any extra help and cheer on the ones who are nearly finished.

Thursday, February 17th 6:30-10:00pm  
\$0

## 24. Jelly Roll Rainbow

with Judy Gibbons

BEGINNER

Use one Jelly Roll of your choosing to complete this lap-sized quilt or add another to make it bigger. Simple piecing plus a few tricks will help the adventurous beginner complete this quilt.

Saturday, February 19th  
10:00am-5:00pm  
\$65.00 + pattern



Let your stitching be the star!

## 25. Bernina Club

with Ruth Headley

Please see description #9

Wednesday, February 23rd  
12:00-3:30pm or 6:00-9:30pm  
\$15.00 Kit Fee (after first year)

# BERNINA

BERNINA OWNERS

## 26. Birthday Retreat

with Enthusiasts

I think it is our 19th birthday, so lets have 19% off fabric on that day.

All being well we will be holding this shop retreat as close to "as usual". We will start on Thursday, February 24th as soon as the shop closes, and stitch 'til Sunday afternoon about 3:00pm. We can have as many as 12 attending.

Friday is a holiday, and so we are on our own then and Sunday. We have to share the shop on Saturday. Not sure yet about having it catered, I hope so.

February 24th-February 27th

Thursday, 6:00pm to Sunday, 3:00pm

\$TBA - but pretty low especially if there is no caterer. Sign-up and pay your non refundable deposit as soon as possible.



## 27. Stained Glass Paper Pieced Quilt

with Ruth Headley

BEGINNER

I designed this quilt a lot of years ago, and made quite a few of them. Firstly we design the paper-pieced block, so everyone's quilt will be unique. You can use scraps, I of course, felt the need to colour code my scraps, which does make for more preparation of the fabric. This is made block by block and so it can enable you to make whatever size you want.

Good for beginner and up.

Monday, February 28th 6:30-10:00pm  
Saturday, March 5th 9:00am-4:00pm  
\$80.00 + shop pattern



**YOU help to sustain our community** preserves the character and vitality of the community

**Local business owners are your friends & neighbours** make this a better place to live! It is good for the environment! Local business care about the vibrancy of downtown

**\*buy local\*** STRENGTHENS OUR LOCAL ECONOMY Money spent local stays local Shopping locally reduces energy consumption and cost help make our town unique


BPQ stocks these great threads:  
Aurifil • King Tut  
Mettler  
Marathon • Superior

## March

### 28. Attic Window Panel

with Ruth Headley

BEGINNER

 We have such fabulous panels and you are always asking what to do with them. Well I have devised an attic window pattern that is going to be easy to use with all the different size panels. I fell in love with the winter moose in the trees so that's the one I made.



Suitable for a beginner, as we will be making easy attic windows, not a Y seam in sight,

Thursday, March 3rd 6:30-10:00pm


Monday, March 7th 6:00-9:30pm

\$65.00 + shop pattern

### 29. Cardinals

with Terry Funk

ALL LEVELS

 The Sew, Slash, Spin and Sash technique makes this quilt come together quickly and easily. Use a nice large print fabric that you don't want to cut into small pieces.



Sunday March 6th

10:00am-5:00pm

\$65.00 + pattern

## Special Dates at BPQ

**Christmas Eve** ~Friday, December 24th  
**we close at approximately 3:00pm**

**New Year re-opening** ~Tuesday, January 4th  
**we re-open at 10:00am**

**Sign-up Day** ~Saturday, January 8th  
**9:00am to 4:00pm**

**Sale, Sale, Sale** ~Sunday, January 9th  
**10:00am to 4:00pm**

~Monday, January 10th  
**10:00am to 5:00pm**

**Heritage Day** ~Friday, February 25th) **closed**

**Easter Weekend** ~Friday, April 15th-Monday, April 18th  
**closed**

**Machine Servicing** ~Saturday, May 14th to  
Friday, May 20th **book now!**

### 30. QuiltStart

with Ruth Headley

BEGINNER

 Please see description #1

Introduction to Quilting:

Wednesday, March 9th 6:00-9:30pm  
Class

Monday, March 14th 6:00-9:30pm

Tuesday, March 15th 6:00-9:30pm


Wednesday, March 16th 6:00-9:30pm

\$70.00

### 31. Jelly Roll Rug

with Ruth Headley

ALL LEVELS

 Just one more time I think, maybe there are still some people who haven't made one. If you all have, then I get two free nights.

The better your machine, the easier these are to make, but in the past stitchers have borrowed the Bernina to complete the project. Ability to zig zag and a walking foot are essential.

Friday, March 11th 6:30-10:00pm

Friday, March 18th 6:00-9:30pm


\$65.00 + pattern



### 32. The Reversible Strippy Table Runner

with Laurie Jacobsen

ALL LEVELS

 This project is really quick and easy, and if you use a Jelly Roll or Bali Pop (40 precut 2 1/2" strips), your fabric selection is a breeze as well! The end product is a hardworking, reversible table runner.

What is not to like!

Saturday, March 12th 9:00am-4:00pm

\$65.00 + pattern

### 33. Sew Far Behind

with Karen Berrel

Please see description #11

Sunday, March 13th 10:00am-4:30pm

\$22.00

...what!?

You don't have "Perfect Scissors" yet?

...well Karen Kay Buckley &

**BEAR'S PAW  
QUILTS**



can help fix that ☺



### 34. Counterpoint

with Ruth Headley

ALL LEVELS

This is an ideal pattern for a luxurious line of fabric, or you can hand pick the fat quarters from the shelves. I bet most of you could use up part of your fat quarter stash. Join me in this simple quilt. Good for beginners and up.

Monday, March 21st  
6:30-10:00pm  
Monday, March 28th  
6:00-9:30pm  
\$65.00 + pattern



### 35. Walking Foot Quilting

with Ruth Headley

CONFIDENT

In this class we use Melissa Marginet's books, a veritable inspiration for beginner quilters. The first night we practice a little and then on the second night we actually quilt placemats or a table runner.

Wednesday, March 23rd 6:30-10:00pm  
Thursday, March 24th 6:00-9:30pm  
\$65.00 + book

### 36. Shattered

with Karen Berrel

CONFIDENT

Here's a re-boot of a design by one of my favourite quilt designers.

Choose two complementary colour ways, and some scrappy looking fabrics for the "lead" (or one "lead" fabric if you'd like), to create a quilt that looks like shattered glass. You will be learning Karla Alexander's stack and shuffle technique, as well as how to do partial seams. I absolutely love Karla Alexander's patterns – she puts the "fun" in funky!

Saturday, March 26th 9:00am-4:00pm  
\$65.00 + pattern



**BEAR'S PAW QUILTS**

**northern sky fabrics**

...ahem, our collection is out of this world!

### 37. "In the Hoop" (ITH) Machine Embroidery

with Gwen Laxton and Dianne Hart

CONFIDENT

Many items can be made "In the Hoop", ornaments, key fobs, pouches (little bags) and much more. Pouches can be made in a variety of sizes depending the size of hoops your machine has. For this class we have chosen this cute little "Birds in Bloom" pouch from Embroidery Library.com Techniques include embroidering your design? Come learn the secrets. ☺



Sunday, March 27th 10:00am-4:00pm  
\$65.00 + pattern

### 38. Bernina Club

with Ruth Headley

BERNINA OWNERS

Please see description #9

Wednesday, March 30th  
12:00-3:30pm or 6:00-9:30pm  
\$15.00 Kit Fee (after first year)

# BERNINA

### Class Level Guide

In an attempt to guide you to the degree of difficulty in each class we have designated the following words:

**BEGINNER**



Those straight from QuiltStart would manage these classes and every other level are welcome, of course.

**CONFIDENT**



If you were an experienced sewer before QuiltStart this would be do-able, or if you have made a few quilts and you feel confident.

**CHALLENGING**



These require considerable experience in quilting, and will take time and patience. But you have to sew your first challenging quilt sometime.

This is only a guide to let you know what to expect from a class.

**Hold onto your bobbins!**

**BEAR'S PAW QUILTS**



### Pine Tree Quilters

- Reasonable membership fees
- Mystery Quilts
- Monthly Retreats
- Mini Workshops

We invite new and 'seasoned' quilters, alike to inquire about joining our fun quilting group.

Call Darlene Easton @ 335-0186 for more information.




# April



## 39. BQ Mini Table Runner

with Ruth Headley

 BQ stands for Big Quilt and we just used and used the original pattern, then came 2, 3 and 4, which we liked. Recently the designer Debbie Bowles came up with the mini. So I am going to teach it. Like all mini projects it's a tiny bit challenging, but a confident beginner will cope.

Saturday, April 2nd 9:00am-4:00pm  
\$65.00 + pattern

## 40. Sew Far Behind


with Tara Schultz

Please see description #11

Sunday, April 3rd 10:00am-4:30pm  
\$22.00

## 41. Swan Haven

with Ruth Headley

 This project is piecing and a small amount of paper piecing. It should be ready for the swan celebrations at Swan Haven in Marsh Lake. It's just a small piece, could make a nice cushion, hanging for a child's room or block to build a quilt for a child. It came from the designer, Andrea Tsang Jackson, who did the fox we made in the summer.



Monday, April 4th 6:30-10:00pm  
Wednesday, April 6th 6:00-9:30pm  
\$65.00 + pattern

### RULER KIT FOR SIT-DOWN MODELS

Includes:

- Nested Mini Ovals
- Squiggle
- Nested Mini Circles
- Mini 4-in-1
- Mini Straight Line Tool

Get foot #72 for best results

We also have Couching Inserts

available at **BEAR'S PAW QUILTS**

**BERNINA**  
made to create



## Quilters without Borders



*This group of quilters meets at Bear's Paw Quilts every Thursday from 10am to 2pm to make quick quilts to donate to those in need. Come in and sew with us.*

**IN STITCHES**  
LONG ARM QUILTING SERVICE

**TARA SCHULTZ**  
I'LL BE QUILTING

PHONE: 867 668 1963  
EMAIL: INSTITCHES.YUKON@GMAIL.COM

Box 10067  
WHITEHORSE, YT Y1A 7A1

Bonnie Gauvin

**Bitchin Stitchin**  
Quilting Service

17 Bamboo Crescent  
Whitehorse, YT  
Y1A 4Z7

(867) 334-7522  
bonnie.gauvin@yahoo.com

**Celtic Quilter**

Long arm  
machine quilting  
pantograph  
freehand  
custom

you create it and I'll quilt it!

Danae Moore  
Phone: 867.667.7827  
cell: 867.333.0233  
celticdreamer@northwestel.net



Long Arm Quilting  
Hand Stitched Binding  
Chrissy Sands  
(867) 333 0954

**Solstice Stitches**  
chriissy\_sands@hotmail.com

**EMPRESS CUSTOM QUILTING**

**JANET SPINKS**  
11 CLODBERRY LANE  
WHITEHORSE, YUKON  
Y1A 5W5  
867-333-0951

**Long Arm Quilting Service**

Providing E2E patterns for quilts up to king size on a Gammill Professional Quilting Machine.

Judy Gibbons  
materialgirl@northwestel.net

## 42. Snow is Gone Retreat

with the really keen stitchers

This is held at Haines Junction. We stay at the Alcan Hotel, sew in the Village Convention Centre and eat there too.

We now have a local caterer and she provides lunch and dinner, we just need personal snacks and breakfast. The kitchen facilities are available for us to use. When we are there for 4 days it doesn't seem so crazy to fill the car with boxes and boxes of projects. We try to fill the floor of the theatre with



finished projects, and we always succeed. It is a great retreat, the views are magnificent and most people go for a walk or two during the weekend

April 21st - 24th

Thursday, 9:00am to Sunday, 3:00pm

\$240.00-ish - Sign up soon.



## 43. Bernina Club

with Ruth Headley

Please see description #9

Wednesday, April 27th

12:00-3:30pm or 6:00-9:30pm

\$15.00 Kit Fee (after first year)

BERNINA OWNERS

# BERNINA

## May

## 44. Sew Far Behind

with Dianne Hart

Please see description #11

Sunday, May 1st 10:00am-4:30pm

\$22.00

## 45. Machine Servicing

with Bernie and Shelley

Is it more than a year since you had your machine serviced? Do you have a little problem with your machine? Well this is where you can get some help.

It is best if you have booked it in and talked to us, or Bernie, and then you bring the machine in a bit early. He services all machines and is always there to talk to.

Saturday, May 14th all day

Sunday, May 15th all day

Monday, May 16th all day

Tuesday, May 17th all day

Wednesday, May 18th all day

Thursday, May 19th all day

Friday, May 20th all day



## BPQ - meet our teachers



Dianne



Gwen



Judy



Karen



Laurie



Tara



Terry



Ruth

## All About BPQ Retreats

It has evolved over the years that we do early sign-up for our Quilt Retreats. Rather than waiting for class sign-up days in January and September, we begin the sign-up for these coveted getaways earlier. Don't despair, on Facebook, we let you know when sign-up will begin. Keep your eyes open for registration.

Location	Sign-up begins	Retreat Date
BPQ Birthday	January	late-February
Haines Junction	mid-October	April
Longest Day	April	late-June
Haines Junction	mid-June	late-September
Inn on the Lake	June	mid-November

## Bear's Paw Quilts - Workshop Policies

Classes are open on a first come basis. When a class fills up quickly, we often put people on a wait list and schedule another class.

We request that you leave babies and children at home when you come to a class. Teens are welcome in all our classes.

You are not officially registered until you have paid. GST will be added to class cost. You may pay for a class with Visa, MC, debit card, cash or use your class points.

**Cancellation:** In the event you cannot attend a class that you have paid for, we will issue credit or transfer you to another class if we receive 7 days notice. If we receive less than 7 days notice, we will give you class handouts, but no refund can be given.

**Class Minimum:** A class must have 3 students.

**Sewing Machines:** Please bring your own machine in good working order. An instruction manual for the machine is essential. Don't forget to bring extra machine needles. BPQ does have Bernina sewing machines for rent - see our Sewing Machine Rental Policy.

**Supply Lists:** are available for each class at the time of registration. Read it carefully and bring everything on the list.

**Place:** All classes are in the BPQ classroom. Ironing boards and irons are provided. 2 large cutting mats are provided. Please bring anything else you may need, and label all your personal equipment.

**BEAR'S PAW  
QUILTS**



...we've got the Wafer 2 and the matching cutting mats!

- evenly illuminated area of 12.6" x 17"
- dimmable LED light
- portable
- energy efficient
- great for appliqué paper-piecing, and more



**Ironing mat!  
...but why?**

- protects surfaces, iron anywhere
- 1/2" thickness retains heat
- pin projects to mat for easy blocking
- quality mat with smooth surface
- portable



17" x 17" & 17" x 24"  
in stock now at

**BEAR'S PAW  
QUILTS**



## We Have Gone Green

Bring your own cloth bags with you  
- or even better, make one to use. We have patterns too!



## Bear's Paw Quilts - Sewing Machine Rental Policy

- ◆ In the interest of encouraging beginners to quilt, Bear's Paw Quilts has purchased entry-level Bernina's that are available for rent.
- ◆ Cost of machine rental is \$35 per day or \$15 for half a day **or less!**
- ◆ The rental machine must be booked and paid for at the time of class registration. In the event you wish to cancel either the machine rental or the class, you will recover full credit for your payment only if we receive the cancellation **7 days before the class date.**
- ◆ At the time you book the sewing machine, you must make an appointment for a brief instruction on the use of the machine.
- ◆ The machine is kept on the shop premises at all times. You may not take it home.
- ◆ You must provide your **own thread, machine needles**, personal sewing equipment and supplies. Any bobbins that you use must be left with the machine at the end of the rental period.



January

- ➔ 4<sup>th</sup> (Tuesday) shop re-opens
- 5<sup>th</sup>, 13<sup>th</sup>, 14<sup>th</sup> & 15<sup>th</sup>  
(Wednesday/Thursday/Friday/Saturday) QuiltStart **1**
- 5<sup>th</sup>, 17<sup>th</sup> & 18<sup>th</sup>  
(Wednesday/Monday/Tuesday) Daytime QuiltStart **2**
- ➔ 8<sup>th</sup> (Saturday) Sign-up day
- ➔ 9<sup>th</sup> & 10<sup>th</sup> (Sunday/Monday) New Term Sale
- 11<sup>th</sup> (Tuesday) Colour 1 **3**
- 16<sup>th</sup> & February 6<sup>th</sup> (Sunday/Sunday) Bargello Heart **4**
- 18<sup>th</sup>, February 15<sup>th</sup>, March 8<sup>th</sup>, April 5<sup>th</sup> & May 3<sup>rd</sup>  
(Tuesdays) Colour 2 **5**
- 19<sup>th</sup>, 27<sup>th</sup>, February 10<sup>th</sup> & March 10<sup>th</sup> (Wednesday/  
Thursday/Thursday/Thursday) One Block Wonder **6**
- 20<sup>th</sup>, February 22<sup>nd</sup>, March 22<sup>nd</sup> & April 12<sup>th</sup>  
(Thursday/Tuesday/Tuesday/Tuesday) Dear Jane **7**
- 21<sup>st</sup>, 28<sup>th</sup> & February 4<sup>th</sup>  
(Friday/Friday/Friday) Celtic Radiance **8**
- 22<sup>nd</sup>, February 12<sup>th</sup>, March 19<sup>th</sup> & April 9<sup>th</sup>  
(Saturdays) Mini Monthly **9**
- 22<sup>nd</sup>, February 12<sup>th</sup>, March 19<sup>th</sup>, April 9<sup>th</sup>, May 21<sup>st</sup>  
+ summer dates (Saturdays) Mystery Quilt **10**
- 23<sup>rd</sup> (Sunday) Sew Far Behind **11**
- 25<sup>th</sup>, February 1<sup>st</sup>, 2<sup>nd</sup> & 3<sup>rd</sup>  
(Tuesday/Tuesday/Wednesday/Thursday) QuiltStart **12**
- 26<sup>th</sup> (Wednesday) Bernina Club **13**
- 29<sup>th</sup> (Saturday) Carpenter's Wheel **14**
- 30<sup>th</sup> (Sunday) Sew Far Behind **15**
- 31<sup>st</sup> (Monday) Machine Embroidery 101 **16**

February

- 5<sup>th</sup> (Saturday) Sew Together Bag **17**
- 7<sup>th</sup> & 21<sup>st</sup> (Monday/Monday) Field of Diamonds **18**
- 8<sup>th</sup> & March 1<sup>st</sup> (Tuesday/Tuesday) Nesting Repurposed **19**
- 9<sup>th</sup>, 16<sup>th</sup> & March 2<sup>nd</sup> (Wednesdays) Faux Torn Paper **20**
- 13<sup>th</sup> (Sunday) Daisy Chain **21**
- 14<sup>th</sup> & 20<sup>th</sup> (Monday/Sunday) Harlequin **22**
- 17<sup>th</sup> (Thursday) Dear Jane Regrouped **23**
- 19<sup>th</sup> (Saturday) Jelly Rainbow **24**
- 23<sup>rd</sup> (Wednesday) Bernina Club **25**
- 24<sup>th</sup> - 27<sup>th</sup> (Thursday-Sunday) Birthday Retreat **26**
- 28<sup>th</sup> & March 5<sup>th</sup>  
(Monday/Saturday) Stained Glass Paper Pieced **27**

March

- 3<sup>rd</sup> & 7<sup>th</sup> (Thursday/Monday) Attic Window Panel **28**
- 6<sup>th</sup> (Sunday) Cardinals-Sew, Slice, Spin & Slash **29**
- 9<sup>th</sup>, 14<sup>th</sup>, 15<sup>th</sup> & 16<sup>th</sup> (Wednesday/  
Monday/Tuesday/Wednesday) QuiltStart **30**
- 11<sup>th</sup> & 18<sup>th</sup> (Friday/Friday) Jelly Roll Rug **31**
- 12<sup>th</sup> (Saturday) Flippy Strippy **32**
- 13<sup>th</sup> (Sunday) Sew Far Behind **33**
- 21<sup>st</sup> & 28<sup>th</sup> (Monday/Monday) Counterpoint **34**
- 23<sup>rd</sup> & 24<sup>th</sup> (Wednesday/Thursday) Walking Foot Quilting **35**
- 26<sup>th</sup> (Saturday) Shattered **36**

April

- 27<sup>th</sup> (Sunday) Machine Embroidery - In the Hoop **37**
- 30<sup>th</sup> (Wednesday) Bernina Club **38**
- 2<sup>nd</sup> (Saturday) BQ Mini Table Runner **39**
- 3<sup>rd</sup> (Sunday) Sew Far Behind **40**
- 4<sup>th</sup> & 6<sup>th</sup> (Monday/Wednesday) Swan Haven **41**
- 15<sup>th</sup> to 18<sup>th</sup> Closed for Easter
- 21<sup>st</sup> to 24<sup>th</sup>  
(Thursday to Sunday) Haines Junction Retreat **42**

May

- 27<sup>th</sup> (Wednesday) Bernina Club **43**
- 1<sup>st</sup> (Sunday) Sew Far Behind **44**
- 14<sup>th</sup> to 20<sup>th</sup> Machine Servicing **45**

**SATURDAY SAVERS**

JAN.	8th	Books and Patterns	15%
	15th	Notions	15%
	22nd	Flannels	15%
	29th	Batik	15%
FEB.	5th	Fat Quarters	4 for the price of 3
	12th	Grunge	15%
	19th	Bernina Accessories	15%
MAR.	26th	Birthday Fabric	15%
	5th	Threads	15%
	12th	Batting	10%
	19th	Batik	15%
APR.	26th	Fat Quarters	4 for the price of 3
	2nd	Blenders	15%
	9th	Pre-cut Fabrics JR, LC, CS, FS	10%
	23rd	Notions	15%
MAY	30th	Flannels	15%
	7th	Grunge	15%
	14th	Threads	15%
	21st	Fat Quarters	4 for the price of 3
JUNE	28th	Remnants	15%
	4th	Black & White	15%
	11th	Green & Yellow	15%
	18th	Blue & Purple	15%
JULY	25th	Red & Pink	15%
	2nd	Books and Patterns	15%
	9th	Notions	15%
	16th	Fat Quarters	4 for the price of 3
AUG.	23rd	Batik	15%
	30th	Kits	15%
	6th	Grunge	15%
	13th	Threads	15%
	20th	Feature Fabrics	15%
	27th	Flannels	15%

**COLOUR MONTH**

JAN.	8th	Books and Patterns	15%
	15th	Notions	15%
	22nd	Flannels	15%
	29th	Batik	15%
FEB.	5th	Fat Quarters	4 for the price of 3
	12th	Grunge	15%
	19th	Bernina Accessories	15%
MAR.	26th	Birthday Fabric	15%
	5th	Threads	15%
	12th	Batting	10%
	19th	Batik	15%
APR.	26th	Fat Quarters	4 for the price of 3
	2nd	Blenders	15%
	9th	Pre-cut Fabrics JR, LC, CS, FS	10%
	23rd	Notions	15%
MAY	30th	Flannels	15%
	7th	Grunge	15%
	14th	Threads	15%
	21st	Fat Quarters	4 for the price of 3
JUNE	28th	Remnants	15%
	4th	Black & White	15%
	11th	Green & Yellow	15%
	18th	Blue & Purple	15%
JULY	25th	Red & Pink	15%
	2nd	Books and Patterns	15%
	9th	Notions	15%
	16th	Fat Quarters	4 for the price of 3
AUG.	23rd	Batik	15%
	30th	Kits	15%
	6th	Grunge	15%
	13th	Threads	15%
	20th	Feature Fabrics	15%
	27th	Flannels	15%