


BEAR'S PAW QUILTS



100 - 2093 2nd Avenue, Whitehorse, Yukon, Canada Y1A 1B5
Phone: (867) 393-BEAR (2327) www.bearspawquilts.com
twitter @BearsPawQuilts1 f Bears-Paw-Quilts



Class Sign-up day is September 10th
Classes fill quickly - don't be disappointed.

NEWSLETTER

August 2022

Hello again,

I love it when all the regular locals are back running down the stairs. It has been a while since we were all together.

I was not optimistic about the summer, but so far, to my delight, I have been proven wrong. The tourists returned, not in the large numbers like before but enough to make us work hard. We hadn't made kits for a couple of years - but resumed this year - hurrah. Almost all the visitors were RV people, and a few were cruisers. Let's hope it is a permanent improvement and we will be running at full speed next year with full staff returned. Until then I am eternally grateful for their visits.



There has been no change in the shop staff except Steph, my little sister, has been in the shop for 6 weeks this summer - she has really enjoyed herself - moving stuff around. She has found a way to put her marketing degree to really practical use. I love it, having her here.

We were really lucky to get all our Northern Sky fabric again and so we made a swack of Layer Cakes and a load of Suduko bundles. Both of them have sold well, as have the many panels - especially the larger ones that make fabulous Attic Windows quilts.

I shall as always close this with a huge thanks to you, the loyal customer, for continuing to support the shop through this awful Covid time. And of course the fabulous teachers and counter staff. You all go above and beyond for the shop and myself. Thank you all.

~Ruth and the staff of BPQ

BERNIE & SHELLY



It was great to have this dynamic couple in the shop again. They came for 10 days in May and serviced 140 - **yes, 140 machines!** It was a mammoth task. We are so grateful that they drove from Saskatoon to help us out. They will return next year in spring.



After Sign-up Sale!

Sunday, September 11th
10:00am to 4:00pm

Monday, September 12th
10:00am to 6:00pm

Reductions of **50%**, **30%** and the remaining fabric in the shop is **15% off**.


By Sale Day you will know which classes you have signed up for and you can get a good start on your fabric requirements. You already know that once the fabrics move from the main shop to our sale area, they never go back to full price...but our sale days give you the best price reductions.

September

1. QuiltStart

with Ruth Headley

BEGINNER

 This class is designed for those who have no experience in quilting, or for those who want to get back to basic skills. The class has two components: Introduction to Quilting where you learn about the basic equipment and materials needed as well as learning about your machine, and QuiltStart where you will make a table runner in the Rail Fence design. This class provides the rudiments of quilting and prepares you to work on any number of projects afterward. This class is comprised of 14 hours of class time and up to 4 hours of extra sewing to complete the project.

Introduction to Quilting:

Wednesday, September 7th 6:00-9:30pm

Class:

Thursday, September 15th 6:00-9:30pm

Friday, September 16th 6:00-9:30pm

Saturday, September 17th 10:00am-1:00pm

\$70.00

2. Daytime QuiltStart

with Ruth Headley

BEGINNER

 Please see description #1

Introduction to Quilting:

Wednesday, September 7th 6:00-9:30pm

Class:

Monday, September 19th 9:30am-4:00pm

Tuesday, September 20th 9:30am-4:00pm

\$70.00


We Have Gone Green

Bring your own cloth bags with you
- or even better, make one to use. We have patterns too!

ALL LEVELS

3. Colour 1

with Dianne Hart and Shannon Van Bibber

 Join us for an evening of fun as we play with fat quarters to explore colour families, intensity, tone and texture. This introductory colour theory course is perfect for beginner and advanced quilters. Join us and see how to add a little colour pizzazz to your quilts.



Tuesday, September 13th, 6:00-9:30pm

\$35.00 + colour wheel

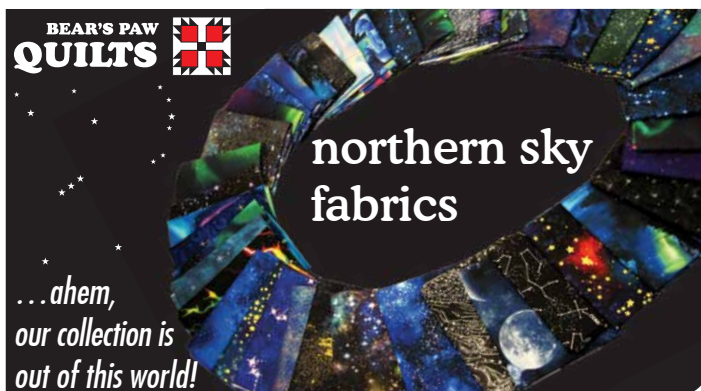
4. Sew Far Behind

with Judy Gibbons

What an opportunity this is, a whole day to come to grips with some of those unfinished projects. It's quiet, lots of space, no distractions and a teacher on hand to help you work out those problems...and all for a fabulous price.

Sunday, September 18th 10:00am-4:30pm

\$22.00



Bears-Paw-Quilts



Customer Appreciation Day Saturday December 17th

Of course you realize we appreciate you all the time and especially every Saturday when we have a Saturday Saver. On the 17th though, the whole shop is discounted by 15%. There will be refreshments available, of course and many of the staff will be around to chat and have a good time.

It is at this event that we show the results of the **Winter Challenge**. We want as many entries as possible. As always the winners are chosen by the viewers.

Winter Challenge

- ❖ The theme is **Winter Magic**.
- ❖ The item can be made by using any technique: from machine to hand to art quilt or creative project.
- ❖ It may be any size.
- ❖ All entries are anonymous.
- ❖ Labels must be hidden.
- ❖ Entries must be in by closing time December 16th.
- ❖ The entry fee is a small (or large) number of groceries for the food bank.
- ❖ Photos and results will be shown on Facebook.
- ❖ Voting starts at Customer Appreciation Day and continues to mid-week.
- ❖ Prizes awarded from the viewers vote.

Please support us and participate ♥

5. Colour 2 – Colour Harmony Sampler-pt 1

• ALL LEVELS •

with Dianne Hart and Shannon Van Bibber
Expand the colour in your quilting world by playing with different colour harmonies. In this advanced colour course, you will choose a new colour scheme each week to explore the effects of colour and design.

Part 1 takes you on a journey of 4 colour theories. Part 2 expands your horizon with 5 additional colour theories that will stretch your imagination and broaden your comfort colour zone. At the end of the year you will have completed enough squares to complete a sampler quilt exploring your selected colour.

Pre-requisite: a beginner colour theory course

Class 1: Monochromatic

Tuesday, September 20th 6:00-9:30pm

Class 2: Analogous and Analogous with an Accent

Tuesday, October 18th 6:00-9:30pm

Class 3 Complimentary

Tuesday, November 8th 6:00-9:30pm

Class 4 Split Complimentary

Tuesday, December 6th 6:00-9:30pm

\$95.00 for 4 sessions



primary



secondary



analogous



complementary

6. Ruler Work

• BEGINNER •

with Gwen Laxton


Part One - There are many forms of quilting to complete a project, walking foot, hand quilting and free motion. This class deals with free motion quilting. In particular free motion, using rulers. Rulers can be very intimidating (as can any free motion quilting). Practice, practice and more practice to get comfortable. This class will provide time to do just that, practice, practice, practice and with patience you will get it. Join me to learn some basics about working with rulers. We'll be practicing on muslin sandwiches.

Wednesday, September 21st 6:30-10:00pm

Part Two - Now that you've practiced your new skill with quilting rulers, use them to quilt a small project such as placemats or a table runner. Whatever your project is, it will need to be ready to quilt. Many different rulers will be available to use.

Thursday, September 29th
6:00-9:30pm

\$65.00



Let your stitching
be the
star!

7. No Snow Yet Retreat

• ALL LEVELS •

with the lucky ones

It's so good to be organizing a Haines Junction Retreat without unusual conditions - we hope. At this retreat we stay at the Alcan Hotel-I've already booked our rooms. Grace from The Junction is our fab caterer and we sew, play, eat and drink at the Village Convention Centre. One of our objectives is to fill the floor of the theatres with completed quilts. We usually succeed. It's such a delight to start the new term this way.

Thursday, September 22nd 9:00am to

Sunday, September 25th 3:00pm

\$245.00-ish + hotel cost



8. Free Sew

• ALL LEVELS •

with the very busy

Like a mini retreat for those left behind. We couldn't waste the classroom space on a Saturday so it's a free sew.

Saturday, September 24th 10:00am-4:00pm

\$0.00

9. Exploding Heart

• CONFIDENT •

with Terry Funk

This quilt from Slice of Pi Quilts makes my heart sing! It is made up of quarter square triangles and background squares. It uses a minimum of 15 different fabrics but you can use more if you want. It is fat quarter friendly. Accuracy is imperative. 72"x72"

Sunday, September 25th 10:00am-5:00pm

Sunday, October 16th 10:00am-5:00pm

\$95.00 + pattern



10. Wild Jelly Roll

• BEGINNER •

with Ruth Headley

This modern quilt uses a Jelly Roll and then a background fabric. It's a quilt without a border so you can enlarge it from a 55" x 63" to a larger lap quilt. It's definitely a quilt for a confident beginner-no real complications.

Monday, September 26th 6:30pm-10:00pm

Friday, September 30th 6:00pm-9:30pm

\$65.00 + pattern



BPQ stocks these great threads:
Aurifil • King Tut
Mettler
Marathon • Superior

11. Swim Team

with Tara Schultz

BEGINNER

©McKenna Ryan

This McKenna Ryan applique pattern will make a nice sized wall hanging for someone who enjoys fishing. It's ideal for those fun batiks that you've been keeping, or maybe some cool cotton prints. Or maybe you've got the 'perfect water' fabric for the background. Either way, let's build this fun wall hanging.

Finished size with borders is about 20" x 26".

Tuesday, September 27th 6:30-10:00pm

Tuesday, October 11th 6:00-9:30pm

\$65.00 + pattern



12. Bernina Club

with Ruth Headley

BERNINA OWNERS

In this class you will be making a small project that enables you to feel more comfortable with your wonderful machine. It is especially useful for new owners who get a free year membership if you bought your machine at BPQ. The nominal \$15 kit fee is required for all others. Everyone who owns a Bernina, however long you have had it is more than welcome to attend. Every month you need to sign up once you see the project and we have the sign-up sheet ready.

Wednesday, September 28th

12:00-3:30pm or 6:00-9:30pm

\$18.00 Kit Fee (after first year)

BERNINA



past Bernina projects



October

13. Skrappysak

with Judy Gibbons

BEGINNER

This bag is a classic. Pattern includes two sizes: big and bigger! Beautiful as a pieced bag or with just a few different fabrics, the choice is yours. Easy to put together, roomy and open - all this makes a really great, all-purpose tote.

Class suitable for confident beginners and up.

Saturday, October 1st 9:00am-4:00pm

\$65.00 + pattern



14. Birds of a Feather

with Karen Berrel

• ALL LEVELS •

Learn how to "paint" backgrounds for your art quilts, expanding upon one of the techniques introduced in the 3-D Leaves class from last fall — but the 3-D class is most definitely not a pre-requisite for this class. You will also learn how to produce some "painted" details such as feathers in the central birds of the sample piece.

Although you will receive basic patterns for the birds you see in the sample as part of a purchased kit, if you feel confident enough, try tackling another bird of your choice. You will also learn how to make the 3-D feathers shown in the sample, to embellish this art piece, and future art pieces. I had so much fun making this piece, and I am sure you will, too!

Sunday, October 2nd 10:00am-5:00pm

Wednesday, October 12th 6:00-9:30pm

\$80.00 + kit



15. Asterisk

with Ruth Headley

CONFIDENT

This quilt has an exciting 3D appearance. It was a 40" x 40" wall hanging, but I wanted a bigger quilt, and it was amazingly easy to increase the size to lap quilt. You can choose which size you want.

It is simple piecing, no Y seams. Fabric choice is light, medium and dark plus background.

Monday, October 3rd 6:30pm-10:00pm

Saturday, October 8th 9:00am-4:00pm

\$80.00 + pattern



Class Level Guide

In an attempt to guide you to the degree of difficulty in each class we have designated the following words:

BEGINNER



Those straight from QuiltStart would manage these classes and every other level are welcome, of course.

CONFIDENT



If you were an experienced sewer before QuiltStart this would be do-able, or if you have made a few quilts and you feel confident.

CHALLENGING



These require considerable experience in quilting, and will take time and patience. But you have to sew your first challenging quilt sometime.

This is only a guide to let you know what to expect from a class.



we've got it!
BERNINA 770-QE
 comfortable • intuitive • inspiring

- Patchwork foot 97D included
- Extra-Long Freearm
- BERNINA Dual Feed
- Total Stitch Control
- BERNINA 9 Hook

BERNINA

made to create



BERNINA 570-QE
 all-rounder for sewing, quilting and embroidery



BERNINA 475
 The Quilter's new best friend. Perfect for small spaces, yet powerful enough to handle thick quilt layers

*Beautiful design.
 Quality you'll love.
 A lifetime of inspiration.*

**BEAR'S PAW
 QUILTS** 


We are your Bernina source.



16. Value of Value

with Ruth Headley

CONFIDENT

 I designed this quilt about 15 years ago and have been longing to teach it again. Scrappy quilts are notorious for needing hours of cutting so I have already prepped a starter kit of 4 3/4" squares that you can add to from your stash. The quilt is made entirely of two triangle squares and light, medium and dark fabric as implied by the title.



Tuesday, October 4th 6:30-10:00pm
 Thursday, October 13th 6:00-9:30pm
 Saturday, October 22nd 9:00am-4:00pm
 \$90.00 + pattern



17. Coil Pots

with Ruth Headley

BEGINNER

 A return of this good old favourite—a bowl in an evening. All you need is one fabric and the ability to zig-zag.

Wednesday, October 5th 6:00-10:00pm
 \$35.00 + instruction sheet

18. QuiltStart

with Ruth Headley

BEGINNER

 Please see description #1

Introduction to Quilting:

Thursday, October 6th 6:00-9:30pm
 Class

Wednesday, October 19th 6:00-9:30pm

Thursday, October 20th 6:00-9:30pm

Friday, October 21st 6:00-9:30pm


\$70.00



19. Triple Twist Table Runner

with Karen Berrel

BEGINNER

 This easy to make table runner is a sure-fire hit. Three basic colours, or three colour-ways, are all that is needed to start with. Straight seams and half-square triangles are put together to make a lovely table runner suitable for any time of year, or for special occasions, depending on your colour scheme. (Spoiler alert — you might want to turn this into a fabulous border for a special quilt, OR a full-sized quilt!)

Friday, October 7th 6:30-10:00pm

Friday, October 14th 6:00-9:30pm


\$65.00 + pattern

20. Cinderella

with Dianne Hart

BEGINNER

 This pattern is very versatile as it provided measurements for several sizes, and the inner block can be changed to any pattern you may like or even a feature fabric. In this class we will focus on the block in the picture as it offers a great opportunity to learn different ways to sew flying geese and half square triangles. We will demonstrate binding for inside and outside curves, as well as provide instructions on a much easier way to finish the edges 😊. This is a great pattern for using those stray blocks left over from other quilts. Join in the fun!




Saturday, October 15th 9:00am-4:00pm
\$65.00 + pattern

21. Harlequin

with Laurie Jacobsen

BEGINNER

 I love the bold, colourful, elongated diamonds in this quilt! Your fabric choice is easy, a Layer Cake, two accent fabrics and 4 'border' fabrics. The Layer Cake has a good combination of light, medium and dark fabrics that will make the diamonds twinkle. This pattern is well written and accuracy is built-in because we use a triangle ruler template to cut the pieces. And the blocks go together beautifully. I liked it so much I made two. What a difference the fabric choice made in the look of the second quilt!



Monday October 17th 6:30-10:00pm
Saturday October 29th 9:00am-4:00pm
\$80.00 + pattern

22. Sew Far Behind

with Karen Berrel


Please see description #4

Sunday, October 23rd 10:00am-4:30pm
\$22.00

23. Autumn Leaves

with Ruth Headley

CONFIDENT

 A lovely tablerunner or wall hanging to celebrate the onset of fall. Made with a pieced background with raw edge fusible technique. Good for using up scraps of fabric and thread.

Monday, October 24th 6:30-10:00am
Friday, October 28th 6:00-9:30pm
\$65.00 + pattern



24. Dear Jane Re-United

with Tara Schultz

ALL LEVELS

This class is for last term's group, to inspire us and get us back on track... if we have lost our way. It will be a great opportunity to get any extra help and cheer on the ones who are nearly finished.

Tuesday, October 25th 6:30-9:30pm
\$0.00

25. Bernina Club

with Ruth Headley

Please see description #12


Wednesday, October 26th
12:00-3:30pm or 6:00-9:30pm
\$18.00 Kit Fee (after first year)

BERNINA

26. Northern Lights

with Dianne Hart

ALL LEVELS

 This is a fun quilt that comes in a variety of sizes and is pieced together fairly quickly. The half Hexi's line up nicely to highlight the movement of the northern lights. The instruction sheet will provide additional information to add a border using our wonderful northern light fabric. Special rulers are not required, but if you have a Hex N More ruler, bring it along. Ruth is offering a walking foot class in December. This is a great topper to try out all the different designs and some free motion. Each of the lights look great in different quilting patterns. This is a great pattern for any level of quilter. Come dress up the skies 😊



Thursday, October 27th 6:30-10:00pm
Monday, October 31st 6:00-9:30pm
\$65.00 + pattern

November

27. Land of the Silver Birch

with Laurie Jacobsen

BEGINNER

 Finally, a patterned, pieced, landscape quilt! The texture and pattern of autumn birch trees in a forest inspired this design. The Canadian designer, Beth van Wyngaarden walks us through a number of techniques and offers us the chance to improvise if we choose. Here is an opportunity to use your stash and lots of creativity, all based around a well written and easy to follow pattern.



Tuesday, November 1st 6:30-10:00pm
Thursday, November 17th 6:00-9:30pm
Saturday, November 26th 10:00am-5:00pm
\$90.00 + pattern

28. Wilderness

with Karen Berrel

I love how this quilt can easily be used as either a good-sized lap quilt, or hung as an art quilt. Organization is the key to this make-up of squares, rectangles, half-square triangles and curved piecing. An accurate quarter inch will serve you well, too. You can make it as modern or traditional looking as you like, depending on fabric choices. Come join me on this trip into the Wilderness!



Wednesday, November 2nd 6:30-10:00pm
Wednesday, November 9th 6:00-9:30pm
Wednesday, November 23rd 6:00-9:30pm
\$80.00 + pattern

29. QuiltStart

with Ruth Headley

Please see description #1

Introduction to Quilting:

Thursday, November 3rd 6:00-9:30pm
Class

Monday, November 14th 6:00-9:30pm

Tuesday, November 15th 6:00-9:30pm

Wednesday, November 16th 6:00-9:30pm
\$70.00

30. Faux Torn Paper Landscape

with Karen Berrel

Reading about a technique developed by quilt artist, Eileen Siercy, inspired me to make a quilt using her technique. Any of you who are familiar with mixed media techniques will know all about tearing up bits of paper to make an art piece. Well, we won't be tearing anything, and we'll be using fabric instead of paper, but we will be making an art piece that looks and feels rather like it is made from torn paper. You will be receiving written instructions to go along with the class instructions. Last spring saw many of our local quilters making their own fabulous art pieces using this technique. Search your photographs for inspiration, and let's take this cool, new journey.



Friday, November 4th 6:30-10:00pm
Saturday, November 12th 9:00am-12:30pm
Friday, November 25th 6:00-9:30pm
\$80.00

31. Stamping & Stencilling on Fabric

with Jocelyne Gauthier

Learn how to create your own unique fabric by using stamps and stencils to add surface design to fabric. Using acrylic based paints, you'll spend the day learning basic techniques and will have ample time to play around with paint on fabric. Teaching will include tips to enhance success in creating your art cloth as well as ideas on how to use the cloth once its finished. Come prepared to have some fun. Leave with a one-of-a-kind piece of fabric.

Saturday, November 5th
9:00am-4:00pm

\$65.00 + \$20.00-ish for supplies provided in class



32. Hunter's Star

with Terry Funk

This quilt is an old favourite made in a new way! You can make it multicoloured or 2 coloured. The pattern has options to make a Tablerunner, Lap, Twin or Queen.



Sunday, November 6th 10:00am-5:00pm
\$65.00 + pattern

BEAR'S PAW QUILTS

We have great fabric panels come see our selection in store now

YOU help to sustain our community

THINK LOCAL

buy local

STRENGTHENS OUR LOCAL ECONOMY
local business owners live, work and pay taxes here
Money spent local stays local

Local business owners are your friends & neighbours

make this a better place to live!

It is good for the environment

Shopping locally reduces energy consumption and cost
help make our town unique

...what!?

You don't have "Perfect Scissors" yet?

...well Karen Kay Buckley & BEAR'S PAW QUILTS can help fix that ☺



33. Delightful Tablerunner

with Ruth Headley

BEGINNER A cute table runner - easy piecing, snowballs, flying geese four patch and four triangle squares. This makes it a learning project, so ideal for beginners as well as experienced piecers. It will lend itself to free motion or straight line quilting. I'm doing mine in Xmas colours.

Monday, November 7th 6:30pm-10:00pm

Monday, November 21st 6:00pm-9:30pm

\$65.00 + book

34. Inn on the Lake Retreat

with the Very Lucky Quilters

ALL LEVELS This retreat is really a luxury: Hot tub, fabulous views, gourmet table service food and gorgeous unique rooms. We take over the whole building from top to bottom and get to sew, eat, drink and have fun for 4 days.



Thursday, November 10th 9:00am to

Sunday, November 13th 3:00pm

\$470.00-ish



35. Coil Pots

with Ruth Headley

Please see description #17



Friday, November 18th 6:00-10:00pm

\$35.00 + instruction sheet



36. Stained Glass

with Tara Schultz

ALL LEVELS Join me in making one of these stunning stained glass quilts designed by local artist Lise Merchant. We will use Lise's technique, which works for any stained glass project you choose. If this is your first stained glass quilted piece, kits are available to make it a bit easier. You should be able to get the mini stained glass size completed in the class.

Saturday, November 19th 10:00am-5:00pm

\$65.00 + pattern

37. Sew Far Behind

with Tara Schultz

Please see description #4

Sunday, November 20th 10:00am-4:30pm

\$22.00

BPQ - meet our teachers



Dianne



Gwen



Judy



Jocylene



Karen



Laurie



Shannon



Tara




Terry



Ruth


38. Scene-sation


with Ruth Headley  It's another idea for using the large panels, whether scenes, a landscape or an animal. It's easy and you only need the panel and a dark fabric. Each one will be an original as its sort of free cutting-exciting.



Tuesday, November 22nd 6:30-10:00pm
Tuesday, November 29th 6:00-9:30pm
\$65.00 + pattern

39. Scrapbook Journal

with Judy Gibbons  Full disclosure: I collect paper just like I collect fabric (wrapping paper, paper of various fibre and origin, tissue paper, magazines, calendars, paper bound for the recycling). This class puts it all to good use. A very 'casual' approach to bookbinding to create a personal, useable and memorable journal. Class suitable to all. Start saving paper!



Sunday, November 27th 10:00am-5:00pm
\$65.00

Class credits

We offer you the opportunity to earn 1/2 price and even **free classes**. Each class you attend will give you points towards this goal. This is in addition to the free meters of fabric you can earn by using your BPQ fabric card.

 3 points = 1/2 price class

 6 points = 1 free class

The points do not carry forward from one teaching session to the next, but your free class can be used or saved.

What the symbols mean

 = beginner/confident level class  = 1 point

 = challenging level class  = 1/2 point

RULER KIT FOR SIT-DOWN MODELS

Includes:

- Nested Mini Ovals
- Squiggle
- Nested Mini Circles
- Mini 4-in-1
- Mini Straight Line Tool

Get foot #72 for best results

We also have Couching Inserts

available at **BEAR'S PAW QUILTS**

BERNINA
made to create



IN STITCHES

LONG ARM QUILTING SERVICE

TARA SCHULTZ
I'LL BE QUILTING

PHONE: 867.668.1963
EMAIL: INSTITCHES.YUKON@GMAIL.COM

Box 10067
WHITEHORSE, YT Y1A 7A1

Bonnie Gauvin

Bitchin Stitchin
Quilting Service

17 Bamboo Crescent
Whitehorse, YT
Y1A 4Z7

(867) 334-7522

bonnie.gauvin@yahoo.com

Celtic Quilter

Long arm
machine quilting
pantograph
freehand
custom

you create it and I'll quilt it!

Danae Moore
Phone: 867.667.7827
cell: 867.333.0233
celticdreamer@northwestel.net

Margaret
Dumke

Stories Told in Fibre

STUDIO Q in YXY

11 Mossberry Lane
Whitehorse | Yukon
Y1A 5W4

867.332.8186

studioqinyxy@gmail.com



Solstice Stitches

Long Arm Quilting
Hand Stitched Binding
Chrissy Sands
(867) 333 0954

chrissy_sands@hotmail.com

EMPRESS CUSTOM QUILTING

JANET SPINKS
11 CLODBERRY LANE
WHITEHORSE, YUKON
Y1A 5W5
867-333-0951



Long Arm Quilting Service

Providing E2E patterns for quilts up to king size on a Gammill Professional Quilting Machine.

Judy Gibbons
materialgirl@northwestel.net



40. Bernina Club

with Ruth Headley
Please see description #12

Wednesday, November 30th
12:00-3:30pm or 6:00-9:30pm
\$18.00 Kit Fee (after first year)

BERNINA

December



41. Quilting in Reverse - Wall Art Quilt

with Judy Gibbons

This is about as laid back as it gets! No rulers! No templates! No matching of seams! This class might change the way you think about the quilting process as we design and construct an art quilt - beginning with the quilting. Suitable for everyone from the very beginner to the experienced quilter.

Saturday, December 3rd 9:00am-4:00pm
\$65.00



Have you noticed how many teachers mention colour choice in their write-ups for classes?

Colour 2 - Colour Harmony Sampler

is a fabulous class AND it concludes with a quilt. Not just random blocks but an actual bed quilt! See how colour choices affect the look of just one block pattern. Sign up for Colour 2 and learn to be braver in your colour choices.

Sign-up for class #5 and colour your world!



*To promote and educate
regional and local society
members in the act
of quilting.*

If you would like to join the Guild or have any questions
please contact:
kluanequiltersguildyukon@gmail.com



42. Walking Foot Quilting

with Ruth Headley

In this class we use Melissa Marginet's books, a veritable inspiration for beginner quilters. First we practice a little and then we move on to actually quilt placemats or a table runner.

Saturday, December 10th 9:00am-4:00pm
\$65.00 + book

43. Sew Far Behind

with Dianne Hart

Please see description #4

Sunday, December 11th 10:00am-4:30pm
\$22.00

44. Bernina Club

with Ruth Headley

Please see description #12

Wednesday, December 14th
12:00-3:30pm or 6:00-9:30pm
\$18.00 Kit Fee (after first year)

BERNINA

Ironing mat! ...but why?

- protects surfaces, iron anywhere
- 1/2" thickness retains heat
- pin projects to mat for easy blocking
- quality mat with smooth surface
- portable



17" x 17" & 17" x 24"
in stock now at

**BEAR'S PAW
QUILTS**



Quilters without Borders

This group of quilters meets at Bear's Paw Quilts every Thursday from 10am to 2pm to make quick quilts to donate to those in need. Come in and sew with us.

Pine Tree Quilters

- Reasonable membership fees
- Mystery Quilts
- Monthly Retreats
- Mini Workshops

We invite new and 'seasoned' quilters, alike to inquire about joining our fun quilting group.

Call May Gudmundson 668-4736 for more information.

All About BPQ Retreats

It has evolved over the years that we do early sign-up for our Quilt Retreats. Rather than waiting for class sign-up days in January and September, we begin the sign-up for these coveted getaways earlier. Don't despair, on Facebook, we let you know when sign-up will begin.

Keep your eyes open for registration.

Location	Sign-up begins	Retreat Date
BPQ Birthday	January	late-February
Haines Junction	mid-October	April
Longest Day	April	late-June
Haines Junction	mid-June	late-September
Inn on the Lake	June	mid-November

Bear's Paw Quilts - Workshop Policies

Classes are open on a first come basis. When a class fills up quickly, we often put people on a wait list and schedule another class.

We request that you leave babies and children at home when you come to a class. Teens are welcome in all our classes.

You are not officially registered until you have paid. GST will be added to class cost. You may pay for a class with Visa, MC, debit card, cash or use your class points.

Cancellation: In the event you cannot attend a class that you have paid for, we will issue credit or transfer you to another class if we receive 7 days notice. If we receive less than 7 days notice, we will give you class handouts, but no refund can be given.

Class Minimum: A class must have 3 students.

Sewing Machines: Please bring your own machine in good working order. An instruction manual for the machine is essential. Don't forget to bring extra machine needles. BPQ does have Bernina sewing machines for rent - see our Sewing Machine Rental Policy.

Supply Lists: are available for each class at the time of registration. Read it carefully and bring everything on the list.

Place: All classes are in the BPQ classroom. Ironing boards and irons are provided. 2 large cutting mats are provided. Please bring anything else you may need, and label all your personal equipment.

Bear's Paw Quilts - Sewing Machine Rental Policy

- ◆ In the interest of encouraging beginners to quilt, Bear's Paw Quilts has purchased entry-level Bernina's that are available for rent.
- ◆ Cost of machine rental is \$35 per day or \$15 for half a day **or less**.
- ◆ The rental machine must be booked and paid for at the time of class registration. In the event you wish to cancel either the machine rental or the class, you will recover full credit for your payment only if we receive the cancellation **7 days before the class date**.
- ◆ At the time you book the sewing machine, you must make an appointment for a brief instruction on the use of the machine.
- ◆ The machine is kept on the shop premises at all times. You may not take it home.
- ◆ You must provide your **own thread, machine needles**, personal sewing equipment and supplies. Any bobbins that you use must be left with the machine at the end of the rental period.



**BEAR'S PAW
QUILTS** 

Customer Appreciation Day

December 17, 2022

15% off Storewide
(some restrictions apply)

- threads • books •
- notions • patterns •
- Bernina accessories •
- all fabric •



See the entries in our
Winter Challenge
Winter Magic

we may even have refreshments

Hold onto your bobbins!

**BEAR'S PAW
QUILTS** 




September

- 7th, 15th, 16th & 17th
(Wednesday/Thursday/Friday/Saturday) QuiltStart **1**
- 7th, 19th & 20th (Wednesday/Monday/Tuesday)
Daytime QuiltStart **2**
- 10th (Saturday) SIGN-UP DAY
- 11th & 12th (Sunday/Monday) New Term Sale
- 13th (Tuesday) Colour 1 **3**
- 18th (Sunday) Sew Far Behind **4**
- 20th, October 18th, November 8th & December 6th
(Tuesdays) Colour 2 **5**
- 21st & 29th (Wednesday/Thursday) Ruler Work **6**
- 22nd - 25th (Thursday to Sunday) No Snow Yet Retreat **7**
- 24th (Saturday) Free Sew **8**
- 25th & October 16th (Sunday/Sunday) Exploding Heart **9**
- 26th & 30th (Monday/Friday) Wild Jelly Roll **10**
- 27th & October 11th (Tuesday/Tuesday) Swim Team **11**
- 28th (Wednesday) Bernina Club **12**

October

- 1st (Saturday) Skrappysak **13**
- 2nd & 12th (Sunday/Wednesday) Birds of a Feather **14**
- 3rd & 8th (Monday/Saturday) Asterisk **15**
- 4th, 13th & 22nd
(Tuesday/Thursday/Saturday) Value of Value **16**
- 5th (Wednesday) Coil Pots **17**
- 6th, 19th, 20th & 21st
(Thursday/Wednesday/Thursday/Friday) QuiltStart **18**
- 7th & 14th (Friday/Friday) Triple Twist **19**
- 15th (Saturday) Cinderella **20**
- 17th & 29th (Monday/Saturday) Harlequin **21**
- 23rd (Sunday) Sew Far Behind **22**
- 24th & 28th (Monday/Friday) Autumn Leaves **23**
- 25th (Tuesday) Dear Jane Re-United **24**
- 26th (Wednesday) Bernina Club **25**
- 27th & 31st (Thursday/Monday) Northern Lights **26**

November

- 1st, 17th & 26th (Tuesday/Thursday/Saturday) Silver Birch **27**
- 2nd, 9th & 23rd
(Wednesday/Wednesday/Wednesday) Wilderness **28**
- 3rd, 14th, 15th & 16th
(Thursday/Monday/Tuesday/Wednesday) QuiltStart **29**
- 4th, 12th & 25th (Friday/Saturday/Friday) Faux Torn Paper **30**
- 5th (Saturday) Stencil & Stamp **31**
- 6th (Sunday) Hunter's Star **32**
- 7th & 21st (Monday/Monday) Delightful Tablerunner **33**
- 10th - 13th (Thursday to Sunday) Inn on the Lake Retreat **34**
- 18th (Friday) Coil Pots **35**
- 19th (Saturday) Stained Glass **36**
- 20th (Sunday) Sew Far Behind **37**
- 22nd & 29th (Tuesday/Tuesday) Scene-sation **38**
- 27th (Sunday) Scrapbook Journal **39**

December

- 30th (Wednesday) Bernina Club **40**
- 3rd (Saturday) Quilt in Reverse **41**
- 10th (Saturday) Walking Foot Quilting **42**
- 11th (Sunday) Sew Far Behind **43**
- 14th (Wednesday) Bernina Club **44**
- 16th (Friday) Winter Challenge Entry Deadline
- 17th (Saturday) Customer Appreciation
- 24th (Saturday) Last Shopping Day
- We close December 24th 3:00pm-ish
re-open January 3rd 10:00am



SATURDAY SAVERS SEPTEMBER

Sept. 3rd	Kits	15%
Sept. 10th	Patterns and Books	15%
Sept. 17th	Fat Quarters	4 for price of 3
Sept. 24th	Notions	15%

OCTOBER

Oct. 1st	Batiks	15%
Oct. 8th	Grunge	15%
Oct. 15th	Threads	15%
Oct. 22nd	Flannels	15%
Oct. 29th	Bernina Accessories	15%

NOVEMBER

Nov. 5th	Xmas Fabric	15%
Nov. 12th	Batting	10%
Nov. 19th	Fat Quarters	4 for price of 3
Nov. 26th	Notions	15%

DECEMBER

Dec. 3rd	Pre-cut Fabrics JR, LC, CP, FS	10%
Dec. 10th	Blenders	15%
Dec. 17th	Panels	15%
Dec. 24th	Late Shoppers	15%

Quilting with a friend will keep you in stitches.

Very Important Days