


BEAR'S PAW QUILTS



100 - 2093 2nd Avenue, Whitehorse, Yukon, Canada Y1A 1B5
Phone: (867) 393-BEAR (2327) www.bearspawquilts.com
twitter @BearsPawQuilts1 f Bears-Paw-Quilts



Welcome to our fall programme. I hope you enjoyed your summer, hiking, biking and camping...and even a bit of quilting. Though I'm not sure we had a good summer at least we were mainly free from fires and evacuations, unlike many of the western Canadian communities.

So we are getting ready for the next term, all the usual teachers are on board - **Terry, Karen, Gwen, Ruth, Tricia, Tara and Laurie.**

We have added to the list **Chris**, who works in the shop on Mondays and is going to teach two classes and **Dahn Casselman** has agreed to do an improv class. Jocylene is busy this term but will return.

Lots of us were involved in the **Yukon display of quilts** at the Edmonton show organized by the Canadian Quilters' Association. About 80 quilts were gathered up by the Kluane Quilter's Guild and were transported and hung at the show. I have to say we looked good, even better than good. There was a mixture of art quilts, pieced quilts, wall hangings and bed quilts, many of them original designs and unusual interpretations of commercial patterns. I was very proud of how many were from the classes we held at the shop. Walking round the display it was exciting to listen to the comments of other quilters.

I believe that some of the quilts went to Dawson for a short while to be shown.

It was such a thrill to see our customers that left town and came to the Show; we still miss you **Wendy White, Bonnie Hynes, Lisa Weibe, Susan MacDonald, Lori Hampton, Dianne Hart** and many others I didn't get to see, but heard they were there. It was a real reunion.

As soon as I got back to the shop from Edmonton it was all hands on deck to get

ready for **Bernie and Shelley** to arrive. They drive from Saskatoon and this time they stayed 10 days to service **130 machines**. It was a mammoth task, but they got it done. I am, and I'm sure you are, very grateful to them both to still come year after year to give us this service. Whatever would we do without their input to our quilting community.

They are scheduled to return next year. If you missed this time we are already starting a sign up list and the first on the list will get the first phone call.

We have had a good number of tourists come through, so every year it's moving towards the pre-Covid numbers. God bless the tourists.

This brings me to the thanks section, firstly the shop staff, who are so adaptable and enthusiastic, fabulous with the customers, never reluctant to help in colour choice, and will pull out endless bolts until you are happy with your choice. When I need to be away from the shop I go with total confidence that they will hold the fort admirably. **Thank you staff.** Then the teachers, who continue to find popular patterns, make great samples and teach them really well. Every year I am amazed at the variety of classes offered. **Great job teachers.**

Lastly, but primarily, the customers who are so kind to me personally. My poor health is a great agitation to me. If only I could do what I once did, but I can't. You all make the effort worthwhile, with your physical help, getting my bag to the top of the stairs at the end of the day and the emotional boost that you all give me. On top of that you continue to shop here locally for your fabric and notions, and attend classes and retreats, hurrah for you all.

~Ruth and the staff of BPQ

September

1. Sew Far Behind

with Tara Shultz

What an opportunity this is, a whole day to come to grips with some of those unfinished projects. It's quiet, lots of space, no distractions and a teacher on hand to help you work out those problems...and all for a fabulous price.


Sunday, September 8th 9:00am-4:00pm

\$25.00

2. QuiltStart

with Ruth Headley

BEGINNER

 This class is designed for those who have no experience in quilting, or for those who want to get back to basic skills. The class has two components: Introduction to Quilting where you learn about the basic equipment and materials needed as well as learning about your machine, and QuiltStart where you will make a table runner in the Rail Fence design. This class provides the rudiments of quilting and prepares you to work on any number of projects afterward. This class is comprised of 14 hours of class time and up to 4 hours of extra sewing to complete the project.

Introduction to Quilting:

Tuesday, September 10th 6:00-9:30pm

Class:

Wednesday, September 18th 6:00-9:30pm

Thursday, September 19th 6:00-9:30pm


Friday, September 20th 6:00-9:30pm

\$80.00

3. Improv Quilt-Circles and Lines

with Dahn Casselman

ALL LEVELS

 Have you wanted to bust loose and just do something uniquely your own? This class will give you the opportunity to create a number of unique designs, and to complete at least one quilt block. Both a 'fast and easy' and a more traditional 'quilty' method will be shown, and you decide which one to try. There is no pattern or design or colour suggestions - it all comes from your imagination!

Monday, September 16th 6:00-9:30pm

Saturday, September 21st 9:00am-4:00pm

\$90.00

We Have Gone Green

Bring your own cloth bags with you
- or even better, make one to use. We have patterns too!

CONFIDENT

4. Introduction to the BSR (Bernina Stitch Regulator)

with Chris Mahar



Have you been procrastinating about pulling out your BSR? Or have you tried the BSR and it didn't work as you intended? Then this class is for you. Learn the basics of using your BSR. Learn techniques for using your BSR in quilting and learn why and when the two/three modes are most appropriate to apply. Practice using your BSR with different free-motion quilting techniques with different threads.

Tuesday, September 17th 6:00-9:30pm

\$35.00



What's new at BPQ?

Customer Appreciation Day

Saturday, December 21st

It's really close to Christmas this year. There will be a 15% off storewide sale to get those last minute gifts. It is on this day that we display the results of the:

Winter Challenge

The theme of this year's challenge is

FOR THE TABLE

- ❖ The item can be made using any technique from machine to hand, to art quilt or creative project.
- ❖ it may be any size, but should fit on a table.
- ❖ All entries are anonymous.
- ❖ Labels must be hidden.
- ❖ Entries must be in by closing time Friday, December 20th.
- ❖ The entry fee is a pile of groceries for the Food Bank.
- ❖ Photos and results will be posted on our Facebook site.
- ❖ Voting starts on Customer Appreciation Day and continues through the following week.
- ❖ Prizes are awarded from the viewers vote.


Please support us and participate ♥



5. Lucky Quilt

with Terry Funk

CONFIDENT

 This small quilt (57"x57") is made using a great ruler. The curved piecing is simple and fun to do. Bold colours on a light background make it very striking but it would also be great using less contrast.




Sunday, September 22nd 9:00am-4:00pm
\$70.00 + pattern



6. One Block Wonder

with Ruth Headley

CONFIDENT • CHALLENGING

 No more talk about this being the last time I teach this, I will go on as long as you want me to. I love this technique. It is such an original quilt that this pattern produces. It starts with 4 metres of fabric, and that makes all the hexagons. As it is a quilt that takes a lot of cutting and a lot of stitching we are always pushed to make a Queen size with it. But you can just as easily make the 4 metres into a baby quilt and a wall hanging. I've done that too. With one, I made a bed runner and a table topper. So come and make a second OBW or make your first one.

Monday, September 23rd 6:00-9:30pm
Friday, October 4th 6:00-9:30pm
Tuesday, October 22nd 6:00-9:30pm
Saturday, November 16th 9:00am-4:00pm
\$130.00 + book

Class Level Guide

In an attempt to guide you to the degree of difficulty in each class we have designated the following words:

BEGINNER




Those straight from QuiltStart would manage these classes and every other level are welcome, of course.

CONFIDENT



If you were an experienced sewer before QuiltStart this would be do-able, or if you have made a few quilts and you feel confident.

CHALLENGING




These require considerable experience in quilting, and will take time and patience. But you have to sew your first challenging quilt sometime.

This is only a guide to let you know what to expect from a class.

7. Block by Block

with Ruth Headley

ALL LEVELS

 This class is a chance for you to learn the method devised by Melissa Marginet to put sandwiched quilted blocks together. After this class you will be able to quilt a Queen sized project on your household sewing machine. The pattern I am using is a 4 block wall hanging that will have sashing added once the blocks are quilted. Hopefully you will also quilt using your walking foot as per Melissa. It is not mandatory that you have attended the class I teach on her walking foot technique but it will certainly help. I deliberately chose a small project this time to ensure we get to the important part, putting the quilted blocks together.

Tuesday, September 24th 6:00-9:30pm
Monday, September 30th 6:00-9:30pm
Monday, October 7th 6:00-9:30pm
\$90.00 + pattern



8. No Snow Yet Please Retreat

with the "I must get this finished Group"!

ALL LEVELS

A good way to start the term, we have had the class sign-up and the sale - now lets get down to the quilting. Enough of the summer in the sun, we need to use up the fabric we have been hoarding.

We are at Haines Junction, in the Village conference centre, most of us stay at the Alcan Inn. The rooms are already booked, most rooms have two Queen beds and there are some singles. You let me know at the time of sign-up what your sleeping arrangements are. Grace will be feeding us again, three lunches and three dinners. She does lovely food, and we are lucky to have got her as our caterer.

We start early on Thursday, some of us go on Wednesday night so we are there ready and waiting at the door, and we go 'til 3:00pm on Sunday. Fun, fun, fun.

Thursday, September 26th 8:30am to
Sunday, September 29th 3:00pm
\$245.00-ish + sleeping costs





RULER KIT FOR SIT-DOWN MODELS

Includes:

- Nested Mini Ovals
- Squiggle
- Nested Mini Circles
- Mini 4-in-1
- Mini Straight Line Tool

Get foot #72 for best results

We also have Couching Inserts

available at **BEAR'S PAW QUILTS**

BERNINA
made to create



9. Eternal Mother's Embrace

with Karen Berrel

• ALL LEVELS •

 It always amazes me the variety of beautiful quilt patterns that may be designed using (mainly) half-square triangles (HSTs). This is yet another of those patterns. Learn how to easily make and square up HSTs. Straight-forward piecing techniques will yield a lovely quilt, and the pattern gives requirements to make this quilt in anything from a baby to a king-sized piece.



Thursday, September 26th 6:00-9:30pm


Thursday, October 3rd 6:00-9:30pm

\$70.00 + pattern

10. Gentleman's Agreement

with Tricia McIntyre

• CONFIDENT •

 This is an easy quilt that introduces you to the Clearly Perfect Angle. It relies on having Ombre fabric, which we have in the shop. It is fun to watch the quilt change and come to life producing a dramatic quilt. If the scraps are saved there is another quilt to be made from them.



Friday, September 27th

6:00-9:30pm

Saturday, October 5th

9:00am-4:00pm

\$90.00 + pattern

October

11. QuiltStart

with Ruth Headley

• BEGINNER •

 Please see description #2

Introduction to Quilting:

Tuesday, October 1st 6:00-9:30pm

Class

Wednesday, October 9th 6:00-9:30pm

Thursday, October 10th 6:00-9:30pm

Friday, October 11th 6:00-9:30pm

\$80.00

12. Daytime QuiltStart

with Ruth Headley

• BEGINNER •

 Please see description #2

Introduction to Quilting:

Tuesday, October 1st 6:00-9:30pm

Class

Tuesday, October 15th 9:30am-4:00pm

Wednesday, October 16th 9:30am-4:00pm

\$80.00

13. Bernina Club

with Ruth Headley

• BERNINA OWNERS •

In this class you will be making a small project that enables you to feel more comfortable with your wonderful machine. It is especially useful for new owners who get a free year membership if you bought your machine at BPQ. The nominal \$20 kit fee is required for all others. Everyone who owns a Bernina, however long you have had it is more than welcome to attend. Every month you need to sign-up once you see the project and we have the sign-up sheet ready.

Wednesday, October 2nd

12:00-3:30pm or 6:00-9:30pm

\$20.00 Kit Fee (after free classes)


BERNINA

14. French Braid

with Terry Funk

• ALL LEVELS •

 This is an old favourite quilt that is always very popular. It looks complicated but is actually very easy to piece. French Braid is pieced like a log cabin with cornerstones. Choose dramatic bright colours or more subdued, both are stunning! Suitable for all levels.



Sunday, October 6th 9:00am-4:00pm

Sunday, October 20th 9:00am-4:00pm


\$120.00 + pattern



15. Stained Glass

with Tara Schultz

• CONFIDENT •

 Have you ever wanted to make one of the stained glass wall hangings? Join me in making one of these stunning projects designed by local artist Lise Merchant. We will use her raw edge technique, which works for any stained glass project you choose. If this is your first stained glass quilted piece, kits are available to make it a bit easier. You should be able to get the mini stained glass size completed in the class.

Saturday, October 12th 9:00am-4:00pm

\$70.00 + pattern or kit



*To promote and educate
regional and local society
members in the act
of quilting.*

If you would like to join the Guild or have any questions
please contact:

kluanequiltersguildyukon@gmail.com



BERNINA 735

- Extra large 7" touch screen
- 5.5mm needle swing for more accurate 1/4" seams
- Compatible with old feet



BERNINA 770-QE

- BERNINA Dual Feed
- Patchwork foot 97D included
- BERNINA Stitch Regulator
- 9mm needle swing

BERNINA

made to create

why a BERNINA?
simply well thought out
Swiss Engineering of
the highest quality



- Jumbo bobbin holds 70% more
- Adaptive thread tension
- BERNINA hook for precise fast & quiet sewing
- Create & save stitch combo's
- Change stitch settings while sewing
- On-screen help
- Support, expert advice and classes from your local dealership

*Beautiful design.
Quality you'll love.
A lifetime of inspiration.*

**BEAR'S PAW
QUILTS** 

We are your Bernina source



BERNINA 570
all-rounder for
sewing, quilting &
embroidery



BERNINA 475
The Quilter's BFF
Perfect for small spaces,
yet powerful enough to
handle thick quilt layers

16. Project Bag

with Gwen Laxton

Do you have trouble keeping your project materials together?

This project bag with a clear vinyl front might be the project for you. I found this on the Janome project page and thought it would be a great little useful project. There are a number of techniques to work with. We have quilting, putting in zippers and of course using vinyl.

Tuesday, October 15th 6:00-9:30pm

Wednesday, October 16th 6:00-9:30pm

\$70.00 + pattern



Special Dates at BPQ

Labour Day

Monday, September 2nd

Closed

Sign-up Day

Saturday, September 7th

9:00am to 4:00pm

New Term Sale

Saturday, September 14th

9:00am to 4:00pm

Sunday, September 15th

10:00am to 4:00pm

Haines Junction Retreat

Thurs-Sun September 26-29th

National Day for Truth and Reconciliation

Monday, September 30th

Closed

***open for evening class**

Thanksgiving

Monday, October 14th

Closed

Inn on the Lake Retreat

Fri-Mon November 8th-11th

Remembrance Day

Monday, November 11th

Closed

Customer Appreciation Day

Saturday, December 21st

Come for a visit

Last Shopping Day

Tuesday, December 24th

closed at 3:00pm-ish

Christmas Closure

Wednesday, December 25th-Thursday, January 2nd

2025 Happy Quilty New Year open

Friday January 3rd

10:00am

YOU help to sustain our community*

THINK LOCAL
buy local!

**Local business owners
are your friends
& neighbours**

every small purchase makes a big difference

All About BPQ Retreats

It has evolved over the years that we do early sign-up for our Quilt Retreats. Rather than waiting for class sign-up days in January and September, we begin the sign-up for these coveted getaways earlier. Don't despair, on Facebook, we let you know when sign-up will begin. Keep your eyes open for registration.

Location	Sign-up begins	Retreat Date
BPQ Birthday	January	late-February
Haines Junction	mid-October	April
Longest Day	April	late-June
Haines Junction	mid-June	late-September
Inn on the Lake	June	mid-November

17. Twister Gnomes

with Chris Mahar

CONFIDENT The Twister Gnome table runner is a fun way to liven up your table for the holidays. Feel free to use your own creativity in choosing material, colours or textures that are not related to any holiday and the table runner can be enjoyed throughout the year. It involves making cute pinwheels using the Lil Twister Tool and incorporating these pinwheels into a background. The appliquéd gnomes are applied to both ends and have no limits on how they can be fancied up. Stitch gnomes that express your own creative notion. This is a great small project to practice your applique and simple walking foot skills.


Thursday, October 17th

6:00-9:30pm

Thursday, October 24th

6:00-9:30pm

\$70.00 + pattern



18. Snippets Landscape

with Karen Berrel

ALL LEVELS Quilt artist Cindy Walters developed a snippets technique back in the 1990's, using small pieces of various colours of fabric to build (or "paint") landscape quilts. This class will incorporate her techniques with some loose fabric painting and a little bit of yarn couching to produce a landscape with trees. We will also cover how to face an art quilt with some sides that are not straight. Time to "paint" a landscape quilt!



Friday, October 18th 6:00-9:30pm

Saturday, October 19th 9:00am-4:00pm

\$90.00



Let your stitching be the star!



19. Gingerbread Lane

with Tara Schultz

ALL LEVELS Who doesn't enjoy a gingerbread man cookie! This McKenna Ryan applique pattern will make you want to bust out the cookie cutters over the holidays. It makes a nice sized wall hanging or a table topper, without the kitchen mess. It's ideal for those fun batik scraps that you've been keeping, or maybe some cool cotton prints. Finished size is about 24" x 11".

Monday, October 21st 6:00-9:30pm

Monday, October 28th 6:00-9:30pm

\$70.00 + pattern

20. Spruce It Up

with Ruth Headley

ALL LEVELS This is such a cute Christmas project, a small wall hanging. It is a 3D made with Prairie points in a manner I have never seen before. The star on the tree is also 3D. I'm sooo tempted to decorate with beads and tinsel, we will see if I have time. It's an easy sew once you get started, and is suitable for beginners and up.



Wednesday, October 23rd 6:00-9:30pm

Friday, October 25th 6:00-9:30pm

\$70.00 + pattern

BPQ stocks these great threads:
Aurifil • King Tut
Mettler
Marathon • Superior

© McKenna Ryan



21. Christmas Stocking

with Laurie Jacobsen

ALL LEVELS

Easily stitched and fun to make, you can complete one of these generous Christmas stockings in a day. And best of all they can be uniquely made from fabric scraps for the lucky recipient! I have fallen in love with this pattern. All my family members are getting one ☺.

Saturday, October 26th 9:00am-4:00pm

\$70.00 + pattern

22. Sew Far Behind

with Karen Berrel

Please see description #1

Sunday, October 27th 9:00am-4:00pm

\$25.00

23. Leftovers

with Ruth Headley

BEGINNER

Pretty placemats or table runners, using your scraps or cuts from your stash. You know that we will cut very small amounts off the bolt too. It's basic piecing but when you have them quilted you can practice your machine binding as most of you have attended a class. There is a machine binding class in November. Also good for free motion or walking foot practice.



Tuesday, October 29th 6:00-9:30pm

Friday, November 1st 6:00-9:30pm

\$70.00 + pattern

24. Bernina Club

with Ruth Headley

Please see description #13

Wednesday, October 30th

12:00-3:30pm or 6:00-9:30pm

\$20.00 Kit Fee (after free classes)

BERNINA

BERNINA OWNERS

November

25. Lynne's Liberated Birds

with Laurie Jacobsen

ALL LEVELS

Liberate a few of these sweet birds from your stash during this 'don't stress' kind of day! There will be enough time during the day to make 2 or 3 of these darlings. They can be addictive



26. Sew Far Behind

with Gwen Laxton

Please see description #1

Sunday, November 3rd 9:00am-4:00pm

\$25.00

27. Beautiful Done

with Tricia McIntyre

ALL LEVELS

This is an easy quilt perfect for a beginner. The cutting is really simple as there are only 2 shapes to cut. It is a good quilt to use a feature fabric or make it a thematic quilt, a baby quilt could be stitched up in a weekend. An accurate 1/4 inch is all you need to make this one a success.



Monday, November 4th 6:00-9:30pm

Friday, November 8th 6:00-9:30pm

\$70.00 + pattern

28. Blooming Steps

with Tara Schultz

ALL LEVELS

Is it time to make a dent in those scraps you've been hanging onto, but didn't know what to do with them?

This quilt top uses a couple different sizes of fabric scraps and a neutral background fabric. Start looking at your stash of scraps, including leftover binding strips and orphaned 10" layer cake squares or 5" charm squares. In this quilt we'll make half square triangle units, as well as four patch blocks.



Tuesday, November 5th 6:00-9:30pm

Saturday, November 30th 9:00am-4:00pm

\$90.00 + pattern

...what!? You don't have "Perfect Scissors" yet?

...well Karen Kay Buckley & BEAR'S PAW QUILTS can help fix that ☺

29. Shattered

with Ruth Headley

BEGINNER

I just loved making this, years ago Thangles were developed for making 2 triangle squares and then other techniques came along and we forgot about them. I chose this pattern and then discovered that it was using Thangles. I had actually never used them and they were just perfect for this pattern. And they come with the pattern too. So a new technique. It would be easy to make less down strips and you would have a bed runner for next summer.



Wednesday, November 6th 6:00-9:30pm
Saturday, November 23rd 9:00am-4:00pm
\$90.00 + pattern

30. Fox Dolls

with Karen Berrel

CONFIDENT

How about making some soft dolls to go with that Fox among the Birches quilt that we created a short while ago! These sweet dolls are all dressed up for a special occasion, and can be made to satisfy the desires of any age. (I just might house a set to rest on my couch.) Let's learn the skills needed in doll making, maybe practice some old skills (garment making), and have some fun choosing the clothing fabric to make a set of these sweeties in time for Christmas!!



Thursday, November 7th 6:00-9:30pm
Thursday, November 14th 6:00-9:30pm
\$70.00 + pattern

Class credits

We offer you the opportunity to earn ½ price and even **free classes**. Each class you attend will give you points towards this goal. This is in addition to the free meters of fabric you can earn by using your BPQ fabric card.

3 points = ½ price class

6 points = 1 free class

The points do not carry forward from one teaching session to the next, but your free class can be used or saved.

What the symbols mean

beginner/confident level class = 1 point

challenging level class = ½ point

31. Inn on the Lake Retreat

with only a few

ALL LEVELS

This retreat is for about 15 people at the Marsh Lake Resort. We always try to include the stat holiday on the 11th.



This is rather a luxurious retreat. We sit at a beautifully laid table and have gourmet food served while we look out at the frozen lake. It really is delightful. We all stay at the resort, maybe you would like to reserve the Duck Room! There is a hot tub to relax in, glorious walks and one evening we dress for dinner, wearing our best finery. Great fun. And we get tons of sewing done. I love it because it's so close to town. Sign-up has begun.

Friday, November 8th 9:00am to
Monday, November 11th 3:00pm
\$400.00-ish

32. QuiltStart

with Ruth Headley

BEGINNER

Please see description #2

Introduction to Quilting:

Tuesday, November 12th 6:00-9:30pm
Class

Tuesday, November 19th 6:00-9:30pm

Wednesday, November 20th 6:00-9:30pm

Thursday, November 21st 6:00-9:30pm


\$80.00

33. Machine Binding

with Laurie Jacobsen

ALL LEVELS

In this class you will learn how to attach a binding entirely by machine. No hand stitching! You will leave with a set of step-by-step samples that will guide you through your next project and hands-on practice that will have you well on your way to the perfect machine binding. Just in time to finish your Christmas gifts!



Wednesday, November 13th 6:00-9:30pm
\$35.00

By Sale Day you

New Term Sale!

will know which classes you have signed up for and the fabric requirements.

Storewide fabrics will be **15% off** and then there are **30%, 50% and 70%** tables. It's a perfect time to get organized for the classes that you are doing this term.

Sale dates & times:

Saturday, September 14th

9:00am to 4:00pm

Sunday, September 15th

10:00am to 4:00pm

Don't miss out on this great sale!

34. Woven Jewel Box

with Ruth Headley

CONFIDENT

Using a diamond ruler is a bit tricky as it leaves bias cuts, but it's such a modern dramatic quilt it's worth the effort. Quite a bit of strip piecing to start and after the diamond cut then the drama begins to appear.

Friday, November 15th

6:00-9:30pm

Friday, November 29th 6:00-9:30pm

Saturday, December 14th 9:00am-4:00pm

\$120.00 + pattern



35. Woodland Glen

with Laurie Jacobsen

ALL LEVELS

This wonderful quilt design uses jellyrolls and two background fabrics, one of which can be a focus fabric that complements the stunning starflower blocks. It is simple to piece, the bulk of the technical stitching being two triangle squares. It comes together beautifully... a surprising and satisfying quilt to make. Lap and Queen sizes are included in the pattern.

Monday November 18th 6:00-9:30pm

Monday November 25th 6:00-9:30pm

Saturday December 7th 9:00am-4:00pm

\$120.00 + pattern



36. Flipping Out

with Tara Schultz

ALL LEVELS

This sturdy zippered case is ideal for holding your quilting essentials. It converts to a standing case, which is great for taking to retreats or classes. I'm already thinking of other uses as well. We'll do a little bit of quilting, attach a zipper, and work with bias binding, mesh and fold-over elastic.

Sunday, November 24th 9:00am-4:00pm

\$70.00



37. Bernina Club

with Ruth Headley

BERNINA OWNERS

Please see description #13

Wednesday, November 27th

12:00-3:30pm or 6:00-9:30pm

\$20.00 Kit Fee (after free classes)

BERNINA

Pine Tree Quilters

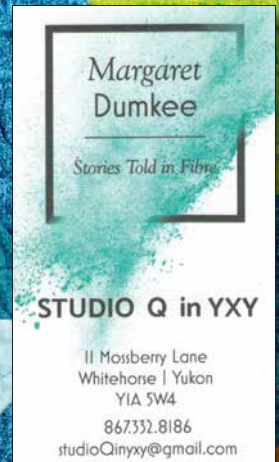


- Reasonable membership fees
- Mystery Quilts
- Monthly Retreats
- Mini Workshops

We invite new and 'seasoned' quilters, alike to inquire about joining our fun quilting group.

Call May Gudmundson 668-4736 for more information.


LOCAL
LONG ARM
QUILTING
SERVICES



Long Arm Quilting Service

Providing E2E patterns for quilts up to king size on a Gammill Professional Quilting Machine.

Judy Gibbons
materialgirl@northwestel.net



December

38. Sew Far Behind

with Laurie Jacobsen

Please see description #1

Sunday, December 1st 9:00am-4:00pm

\$25.00

39. Edge to Edge Quilting with your Embroidery Machine

with Gwen Laxton

Embroidery Machines are extremely versatile. Besides making lace ornaments, 3d items, embroidering on clothing or quilts you can do edge to edge quilting. Edge to edge quilting can be done on any size project. In this class we will discuss the process involved with edge to edge machine embroidery quilting.

Wednesday, December 4th 6:00-9:30pm

\$35.00

40. Free Motion Quilting

with Ruth Headley

Now we have choices, walking foot quilting is very popular, and trendy but many of you long to become competent at free motion. We get started and then the only way to go is to practice, practice and keep practicing. I love free mo, and hope that you get the bug to get good.

Tuesday, December 10th

6:00-9:30pm

Wednesday, December 11th

6:00-9:30pm

\$70.00

41. Bernina Club

with Ruth Headley

Please see description #13

Wednesday, December 18th

12:00-3:30pm or 6:00-9:30pm

\$20.00 Kit Fee (after free classes)

BERNINA

Ruler Dilemma

I had a bit of a trauma this summer trying to get a specific ruler to make my sample. Kind quilters lent me all sorts of rulers but the pattern needed a very distinct ruler, so none of them worked. This set me off thinking about rulers in general. Long time quilters often buy specific and unusual rulers that they only use once and then have them taking up space in their quilt room.

So I thought I should start a ruler lending library.

How would it work?

- ❖ Ruler owners will bring them to the shop.
- ❖ They will be labelled and stored at the shop.
- ❖ If you choose a pattern that needs a particular ruler you can look through the library box of rulers.
- ❖ A deposit will be paid, which will be returned minus a small fee levied for their use.
- ❖ The rulers in the library box still belong to the original owners, and the owners can reclaim them at any time.

This is not meant to be a substitute for rulers needed for a class. In fact the rulers in the box will not be ones we stock.

You can see I'm not sure how this will pan out, but we should try to use those rulers that we bought and used just once.

Additionally I am very concerned about the cost of rulers and had another idea to help with that cost. I would like to work out a system where you can rent class rulers, this way the shop still makes money and you don't spent as much.

This could be an advantage for beginner quilters who want to try a quilting class.

You can see I have only just started to try and sort out this ruler dilemma, more later.



...and sometimes having just the right ruler makes a project so much easier...

BEAR'S PAW
QUILTS



BPQ - meet our teachers



Karen



Tara



Terry



Gwen



Tricia



Laurie



Ruth



Chris

Bear's Paw Quilts - Workshop Policies

Classes are open on a first come basis. When a class fills up quickly, we often put people on a wait list and schedule another class.

We request that you leave babies and children at home when you come to a class. Teens are welcome in all our classes.

You are not officially registered until you have paid. GST will be added to class cost. You may pay for a class with Visa, MC, debit card, cash or use your class points.

Cancellation: In the event you cannot attend a class that you have paid for, we will issue credit or transfer you to another class if we receive 7 days notice. If we receive less than 7 days notice, we will give you class handouts, but no refund can be given.

Class Minimum: A class must have 3 students.

Sewing Machines: Please bring your own machine in good working order. An instruction manual for the machine is essential. Don't forget to bring extra machine needles. BPQ does have Bernina sewing machines for rent - see our Sewing Machine Rental Policy.

Supply Lists: are available for each class at the time of registration. Read it carefully and bring everything on the list.

Place: All classes are in the BPQ classroom. Ironing boards and irons are provided. 2 large cutting mats are provided. Please bring anything else you may need, and label all your personal equipment.

Bear's Paw Quilts - Sewing Machine Rental Policy

- ◆ In the interest of encouraging beginners to quilt, Bear's Paw Quilts has purchased entry-level Bernina's that are available for rent.
- ◆ Cost of machine rental is \$40 per day or \$20 for half a day **or less**.
- ◆ The rental machine must be booked and paid for at the time of class registration. In the event you wish to cancel either the machine rental or the class, you will recover full credit for your payment only if we receive the cancellation **7 days before the class date**.
- ◆ At the time you book the sewing machine, you must make an appointment for a brief instruction on the use of the machine.
- ◆ The machine is kept on the shop premises at all times. You may not take it home.
- ◆ You must provide your **own thread, machine needles**, personal sewing equipment and supplies. Any bobbins that you use must be left with the machine at the end of the rental period.

BEAR'S PAW
QUILTS



Customer Appreciation Day

December 21, 2024

15% off Storewide
(some restrictions apply)

- threads • books •
- notions • patterns •
- Bernina accessories •
- all fabric •



See the entries in our
Winter Challenge
FOR THE TABLE

we may even have refreshments

Quilters without Borders



This group of quilters meets at Bear's Paw Quilts every Thursday from 10am to 2pm to make quick quilts to donate to those in need. Come in and sew with us.

September

- ➡ 7th (Saturday) SIGN-UP DAY
- 8th (Sunday) Sew Far Behind **1**
- 10th, 18th, 19th & 20th
(Tuesday/Wednesday/Thursday/Friday) QuiltStart **2**
- ➡ 14th & 15th (Saturday/Sunday) New Term Sale
- 16th & 21st (Monday/Saturday) Improv Quilt **3**
- 17th (Tuesday) Intro to the BSR **4**
- 22nd (Sunday) Lucky **5**
- 23rd, October 4th & 22nd & November 16th
(Monday/Friday/Tuesday/Saturday) One Block Wonder **6**
- 24th, 30th & October 7th
(Tuesday/Monday/Monday) Block by Block **7**
- 26th-29th (Thursday to Sunday) No Snow Yet Retreat **8**
- 26th, October 3rd
(Thursday/Thursday) Eternal Mother's Embrace **9**
- 27th & October 5th
(Friday/Saturday) Gentleman's Agreement **10**

October

- 1st, 9th, 10, & 11th
(Tuesday/Wednesday/Thursday/Friday) QuiltStart **11**
- 1st, 15th & 16th
(Tuesday/Tuesday/Wednesday) Daytime QuiltStart **12**
- 2nd (Wednesday) Bernina Club **13**
- 6th & 20th (Sunday/Sunday) French Braid **14**
- 12th (Saturday) Stained Glass **15**
- 15th & 16th (Tuesday/Wednesday) Project Bag **16**
- 17th & 24th (Thursday/Thursday) Twister Gnomes **17**
- 18th & 19th (Friday/Saturday) Snippets **18**
- 21st & 28th (Monday/Monday) Gingerbread Lane **19**
- 23rd & 25th (Wednesday/Friday) Spruce It Up **20**
- 26th (Saturday) Christmas Stocking **21**
- 27th (Sunday) Sew Far Behind **22**
- 29th & November 1st (Tuesday/Friday) Leftovers **23**
- 30th (Wednesday) Bernina Club **24**

November

- 2nd (Saturday) Liberated Birds **25**
- 3rd (Sunday) Sew Far Behind **26**
- 4th & 8th (Monday/Friday) Beautifully Done **27**
- 5th & 30th (Tuesday/Saturday) Blooming Steps **28**
- 6th & 23rd (Wednesday/Saturday) Shattered **29**
- 7th & 14th (Thursday/Thursday) Fox Dolls **30**
- 8th-11th (Friday to Monday) Inn on the Lake Retreat **31**
- 12th, 19th, 20th & 21st
(Tuesday/Tuesday/Wednesday/Thursday) QuiltStart **32**
- 13th (Wednesday) Machine Binding **33**
- 15th, 29th & December 14th
(Friday/Friday/Saturday) Woven Jewel Box **34**
- 18th, 25th & December 7th
(Monday/Monday/Saturday) Woodland Glen **35**
- 24th (Sunday) Flipping Out **36**
- 27th (Wednesday) Bernina Club **37**

December

- 1st (Sunday) Sew Far Behind **38**
- 4th (Wednesday) Machine Embroidery **39**
- 10th & 11th
(Tuesday/Wednesday) Free Motion Quilting **40**
- 18th (Wednesday) Bernina Club **41**
- ➡ 21st (Saturday) Customer Appreciation
- ➡ 24th (Tuesday) Last Shopping Day
- ➡ We close (Tuesday) December 24th 3:00pm-ish
re-open (Friday) January 3rd 10:00am



Fabricologist Resource Center ...now does that sound more impressive than 'fabric stash'?

SATURDAY SAVERS SEPTEMBER

Sept. 7th	Books & Patterns	15%
Sept. 14th	Notions	15%
Sept. 21st	Fat Quarters	4 for price of 3
Sept. 28th	Grunge	15%

OCTOBER

Oct. 5th	Batiks	15%
Oct. 12th	Threads	15%
Oct. 19th	Batting	10%
Oct. 26th	Flannels	15%

NOVEMBER

Nov. 2nd	Bernina accessories	15%
Nov. 9th	Blenders	15%
Nov. 16th	Fat Quarters	4 for price of 3
Nov. 23rd	Batiks	15%
Nov. 30th	Notions	15%

DECEMBER

Dec. 7th	Kits	15%
Dec. 14th	Threads	15%
Dec. 21st	Storewide (SRA) some restriction apply	15%
Dec. 24th	Storewide (SRA) some restriction apply	15%

Very Important Days